

PARTS LIST



TP7489

ELITE® 42M & ELITE 42MS ELITE 51M & ELITE 51MS ELITE 27 MS CNC LATHES

**Equipped with a GE Fanuc
18i-TB or 21i-TB Control**

TRADEMARK NOTICE

ELITE is a registered trademark of Hardinge Inc.

TO ORDER REPLACEMENT PARTS

Please provide the following information when ordering replacement parts:

1. The complete machine serial number. The serial number tag is located on the side of the power case.
2. List the following:
 - A) Manual Number (PL-103E).
 - B) Page Number.
 - C) Item Number.
 - D) Part Description.
 - E) Part Number.
 - F) Quantity of each part required.
3. Specify how and where to ship.

**Hardinge Inc.
One Hardinge Drive
P.O. Box 1507
Elmira, New York USA 14902-1507
Phone: (607) 734-2281 • FAX: (607) 734-8819
www.hardinge.com**

Table of Contents

Air Cooler Assembly	
ELITE 42 and 51 Series Lathes with Sub-Spindle	1
ELITE 42 and 51 Series Lathes with Tailstock.	2
Air Panel Assembly, ELITE 27MS Lathe	3 - 4
Base Assembly	5 - 6
Carriage and Cross Slide Assembly	
ELITE 27MS Lathe, ELITE 42 and 51 Series Lathes with Tailstock	7 - 11
ELITE 42 and 51 Series Lathes with Sub-Spindle	12 - 16
Collet Closer Assembly	
Main Spindle	
ELITE 27MS Lathe	17 - 19
ELITE 42 Series Lathe	20 - 21
ELITE 51 Series Lathe	22 - 23
Sub-Spindle	
ELITE 27MS Lathe	24 - 25
ELITE 42 and 51 Series Lathes	26 - 29
Coolant Guard.	30 - 31
Coolant Guard Door.	32 - 33
Coolant System	
Standard System	
ELITE 27MS Lathe	34
ELITE 42 and 51 Series Lathes	35
Thru-Spindle Coolant Valve Assembly, ELITE 42 and 51 Series Lathes	
One Thru-Spindle Coolant Option	36
Both Thru-Spindle Coolant Options	37
Thru Main Spindle Coolant Option	
ELITE 42 Series Lathe	38 - 39
ELITE 51 Series Lathe	40 - 41
Thru Sub-Spindle Coolant Option	
ELITE 27MS Lathe	42 - 43
ELITE 42 and 51 Series Lathes	44 - 45

Coolant Tank	
Machine with Chip Conveyor	46 - 47
Machine without Chip Conveyor	48 - 49
Headstock	
ELITE 27MS Lathe.	50 - 51
ELITE 42 Series Lathe.	52 - 53
ELITE 51 Series Lathe.	54 - 56
Headwall Air Blast Option	
ELITE 27MS Lathe.	57 - 58
ELITE 42 and 51 Series Lathes with Sub-Spindle	59
ELITE 42 and 51 Series Lathes with Tailstock.	60
Hydraulic Hose Kits	61
Hydraulic Kit	
ELITE 42 and 51 Series Lathes with a Sub-Spindle	62 - 63
ELITE 42 and 51 Series Lathes with a Tailstock.	64 - 65
Miscellaneous Components	66 - 68
Motor Plate	
ELITE 27MS Lathe.	69
ELITE 42 and 51 Series Lathes	70
Parts Catcher Assembly [Option]	71 - 74
Parts Catcher Assembly, Conveyor Type [Option]	75 - 77
Pedestal Assembly	
ELITE 27MS Lathe	
View 1	78 - 79
View 2	80 - 81
View 3	82 - 83
View 4	84 - 85
View 5	86 - 87
View 6	88 - 89
View 7	90 - 91
View 8	92 - 93

ELITE 42 and 51 Series Lathes with Sub-Spindle

View 1	94 - 95
View 2A and 2B	96 - 98
View 3	99 - 100
View 4	101 - 102
View 5	103 - 104
View 6	105 - 106
View 7	107 - 108
View 8	109 - 110

ELITE 42 and 51 Series Lathes with Tailstock

View 1	111 - 112
View 2A and 2B	113 - 115
View 3	116 - 117
View 4	118 - 119
View 5	120 - 121
View 6	122 - 123
View 7	124 - 125
View 8	126 - 127

Power Case Component Assembly

ELITE 27MS Lathe, ELITE 42 and 51 Series Lathe with Tailstock	128 - 136
ELITE 42 and 51 Series Lathes with Sub-Spindle	137 - 145

Power Case Door

ELITE 27MS Lathe, ELITE 42 and 51 Series Lathes with Tailstock	146
ELITE 42 and 51 Series Lathes with Sub-Spindle	147

Power Case Enclosure 148 - 150

Probe, Part [Option]

ELITE 27MS Lathe.	151
ELITE 42 and 51 Series Lathes	152

Probe, Tool [Option]. 153 - 154

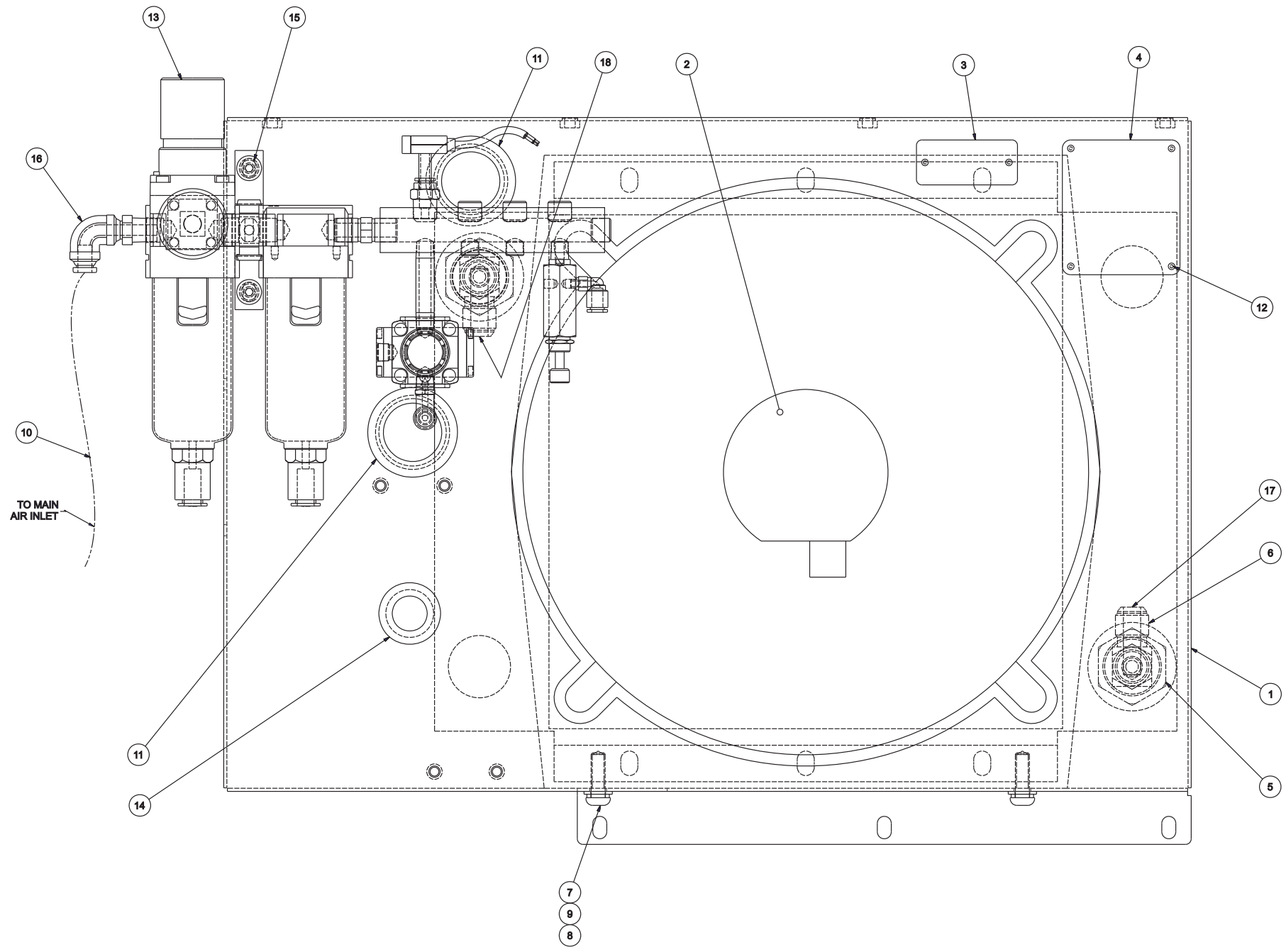
Spindle Liner Kit	
ELITE 42 Series Lathe.	155
ELITE 51 Series Lathe.	156
Sub-Spindle	
ELITE 27MS Lathe.	157 - 160
ELITE 42 and 51 Series Lathes [Option].	161 - 166
Sub-Spindle Drive Assembly, ELITE 27MS Lathe.	167 - 170
Sub-Spindle Ejector Stop Assembly	
ELITE 27MS Lathe.	171
ELITE 42 and 51 Series Lathes	172
Sub-Spindle Headstock Assembly, ELITE 27MS Lathe	173 - 174
Sub-Spindle Part Present Detector [Option]	
ELITE 27MS Lathe.	175
ELITE 42 and 51 Series Lathes	176
Tailstock Assembly	177 - 180
Turret Assembly, ELITE 42 and 51 Series Lathes with Sub-Spindle	181 - 186
Z Axis Drive Assembly	187 - 188

- NOTES -

- NOTES -

**Air Cooler Assembly
(ELITE 42 and 51 Series Lathes with Sub-Spindle)**

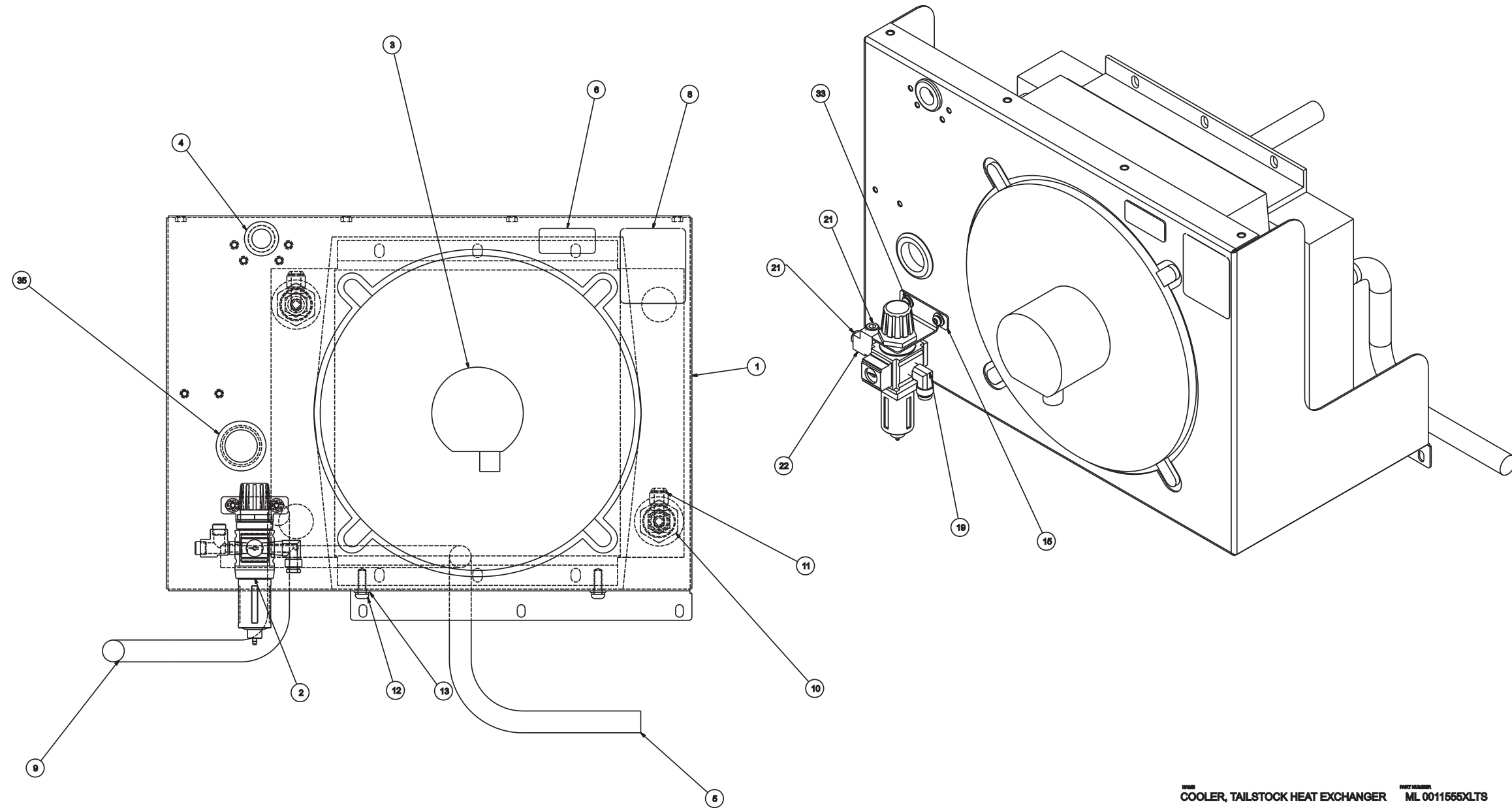
ITEM	PART NUMBER	QTY	DESCRIPTION	ITEM	PART NUMBER	QTY	DESCRIPTION	ITEM	PART NUMBER	QTY	DESCRIPTION
1	ML 0000133FMTG	1	MOUNT, HEAT EXCHANGER	7	0300816	4	SCREW, BT HD 3/8-16 X 3/4	13	ML 0010779TG	1	AIR PANEL
2	HY 0000128LV	1	HEAT EXCHANGER, HYDROSTATICS	8	MW 0103810	4	WASHER, FLAT, STL, M8	14	NC 0009532	1	GROMMET
3	ML 0010302AIR	1	TAG, AIR FLOW	9	MW 0193810	4	WASHER, LOCK, STL, M8	15	MS 0303617SA	2	SCREW ASSEMBLY, M6X1X16MM
4	CSA0010302CE	1	TAG, CAUTION	10	HG 0007007	65"	TUBING, 5/16" OD	16	VL 000770216	1	ELBOW 1/4 NPT-5/16 TUBE
5	QC 000770226	2	ADAPTER, SAE-16 TO JIC-8 MALE	11	SB 000953201	2	GROMMET	17	ML 000700410	1	HOSE, HEAT EXCHANGER
6	CS 000838406	2	ADAPTER, 90 SWIVEL	12	R 0008044	6	PIN ESCUTCHEON	18	ML 000700413	1	HOSE, HEAT EXCHANGER



NAME: COOLER/AIR ASSEMBLY
PART NUMBER: ML 0011555XLTG

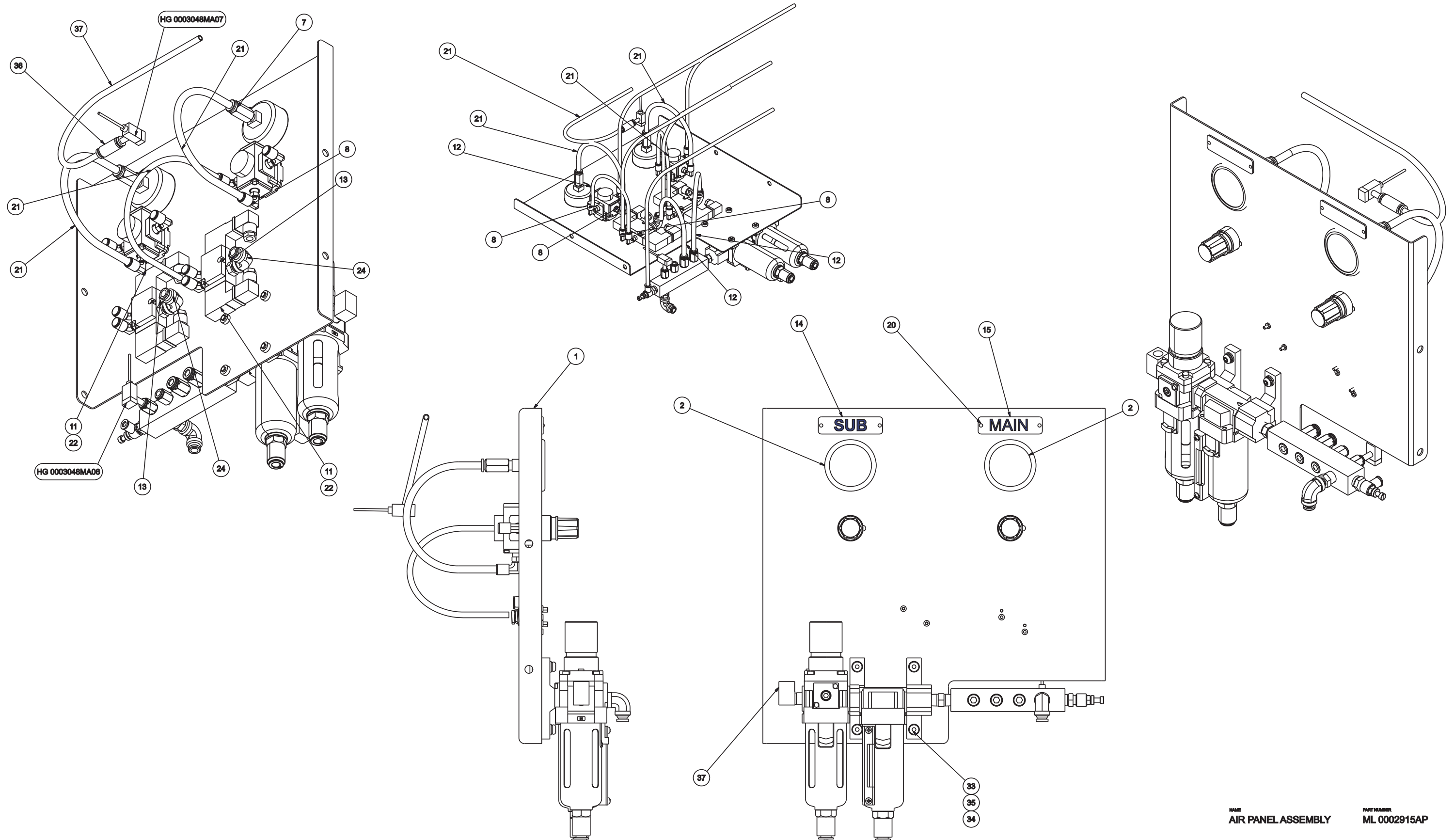
**Air Cooler Assembly
(ELITE 42 and 51 Series Lathes with Tailstock)**

ITEM	PART NUMBER	QTY	DESCRIPTION	ITEM	PART NUMBER	QTY	DESCRIPTION
1	MLB0000133FMNT	1	MOUNT, HEAT EXCHANGER	11	CS 000838406	2	ADAPTER, 90 SWIVEL
2	LC 0010779	1	FILTER/REGULATOR	12	0300816	4	SCREW, BT HD 3/8-16 X 3/4
3	HY 0000128LV	1	HEAT EXCHANGER, HYDROSTATICS	13	MW 0103810	4	WASHER, FLAT, STL, M8
4	NC 0009532	1	GROMMET	14	MW 0193810	4	WASHER, LOCK, STL, M8
5	ML 000700410	1	HOSE, HEAT EXCHANGER	15	ML 0010779BR	1	BRACKET, FILTER/REGULATOR
6	ML 0010302AIR	1	TAG, AIR FLOW	19	CL 000770202	1	ELBOW, 1/4 NPT 5/16 TUBE
7	R 0008044	6	PIN, ESCUTCHEON	21	5 0001914	2	PLUG, PIPE
8	CSA0010302CE	1	TAG, CAUTION	22	CL 001078607	1	TEE, STREET
9	ML 000700413	1	HOSE, HEAT EXCHANGER	33	MS 0303616SA	2	SCREW ASSEMBLY, 6MX1X12MM
10	QC 000770226	2	ADAPTER, SAE-16 TO JIC-8 MALE	35	SB 000953201	1	GROMMET



COOLER, TAILSTOCK HEAT EXCHANGER ML 0011555XLT8

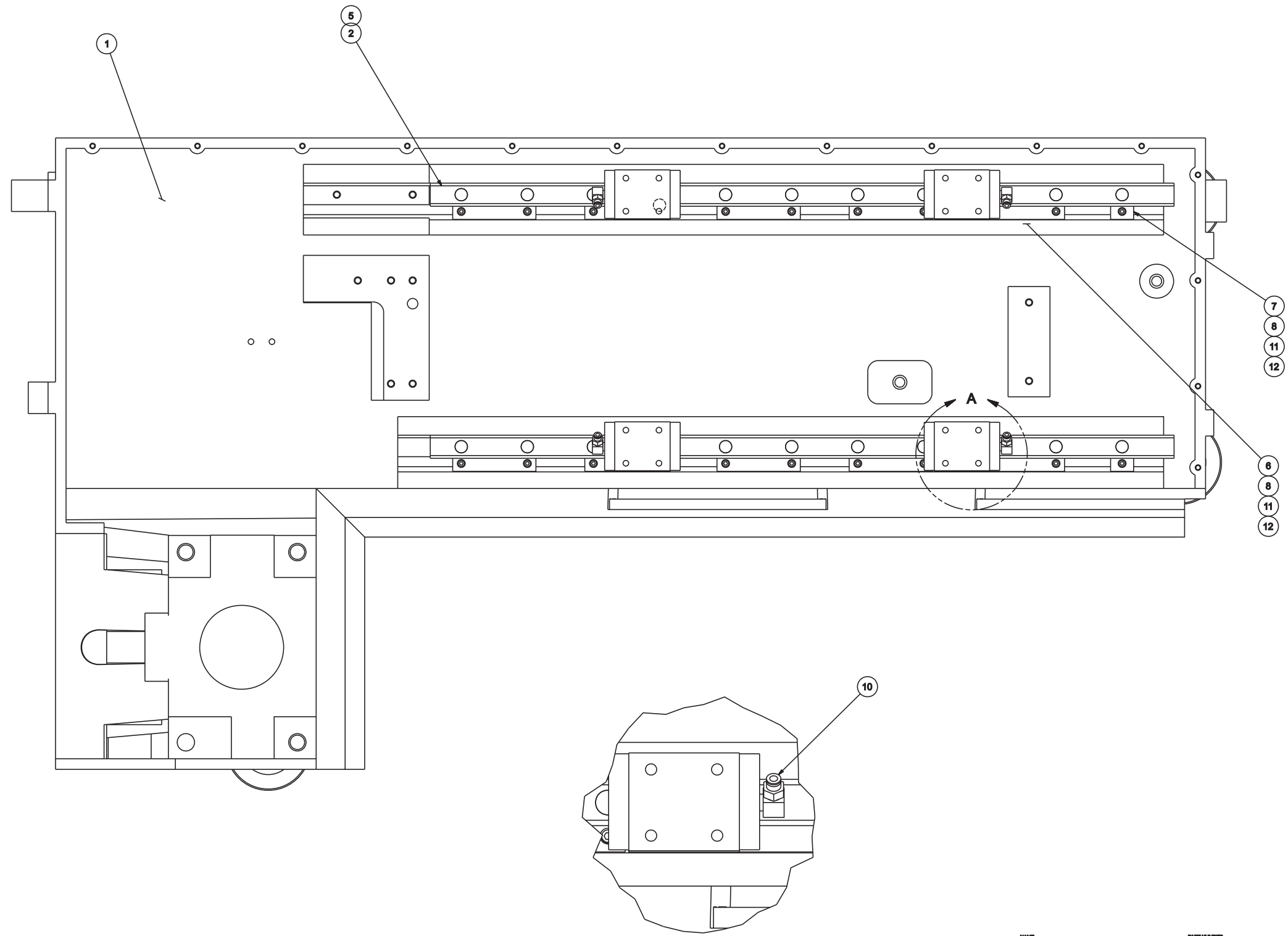
**Air Panel Assembly
(ELITE 27MS Lathe)**



NAME: AIR PANEL ASSEMBLY
PART NUMBER: ML 0002915AP

**Air Panel Assembly
(ELITE 27MS Lathe)**

ITEM	PART NUMBER	QTY	DESCRIPTION
1	ML 0002915SA	1	PANEL, AIR
2	AHA 0011537	2	GAGE, AIR
3	ML 0010779AR	2	REGULATOR, AIR SMC
6	5 0001914	4	PLUG, PIPE
7	FR 000770206	2	CONNECTOR, FEMALE 1/8 NPT TO 1/4
8	HG 0007702A1	10	FITTING
11	ML 0003048M46	2	VALVE, MAC SERIES 46
12	HG 0007007	22"	TUBING, 5/16 OD
13	CT 0011335	2	MUFFLER, 1/8 NPT
14	MG 001052201CE	1	TAG, COLLET CLOSER
15	MG 001052202CE	1	TAG, COLLET CLOSER
16	ML 0010779 H	1	FILTER, REGULATOR, MANIFOLD ASSY
18	FR 000770204	1	CONNECTOR ,STRAIGHT MALE
19	SB 0010884 S	.1	SEALANT, HYDRAULIC
20	R 0008044	4	PIN ESCUTCHEON
21	HS 000700747	240"	TUBING, 1/4 OD
22	MS_0103319	4	SCREW, SHCS, M6X1X16MM
24	CL 000770203	2	ELBOW 1/8 NPT-5/16 TUBE
33	MS 0303618	4	SCREW, BTHD M6X1X20MM
34	MW 0103610	4	WASHER, FLAT, STL, M6
35	MW 0193610	4	WASHER, LOCK, STL, M6
36	MC 000770306	1	UNION
37	AO 0010786	1	TEE, STREET



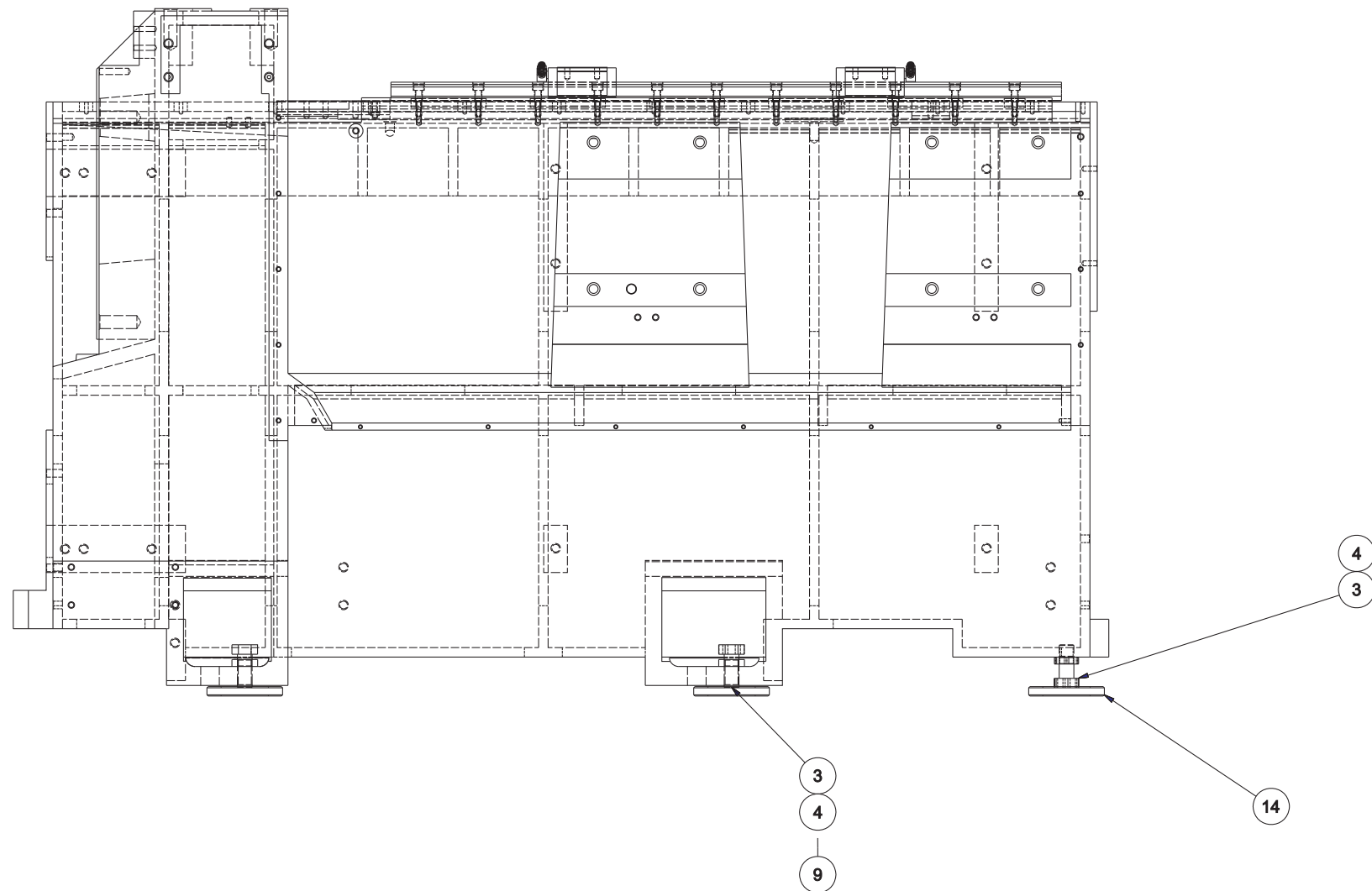
DETAIL A

NAME: BASE ASSEMBLY-ELITE PART NUMBER: ML 0000001PF

Base Assembly

ITEM	PART NUMBER	QTY	DESCRIPTION
1	ML 0000262	1	BASE, ELITE
2	LCA0008316	1	GUIDES, LINEAR
3	MS 0155023	6	SCREW M20X2.5X45MM HHCS FUL
4	MN 0145010	6	M20 NUT, HEX-LOW
5	MS 0103821	22	SCREW, SOC.HD.CAP M8X1.25X35
6	LC 000648101	10	GIB, GUIDE RAIL
7	QCA0006481SHRT	2	CLAMP, GUIDE
8	MS 0103518	22	SCREW, SOC.HD.CAP M5X0.8X20

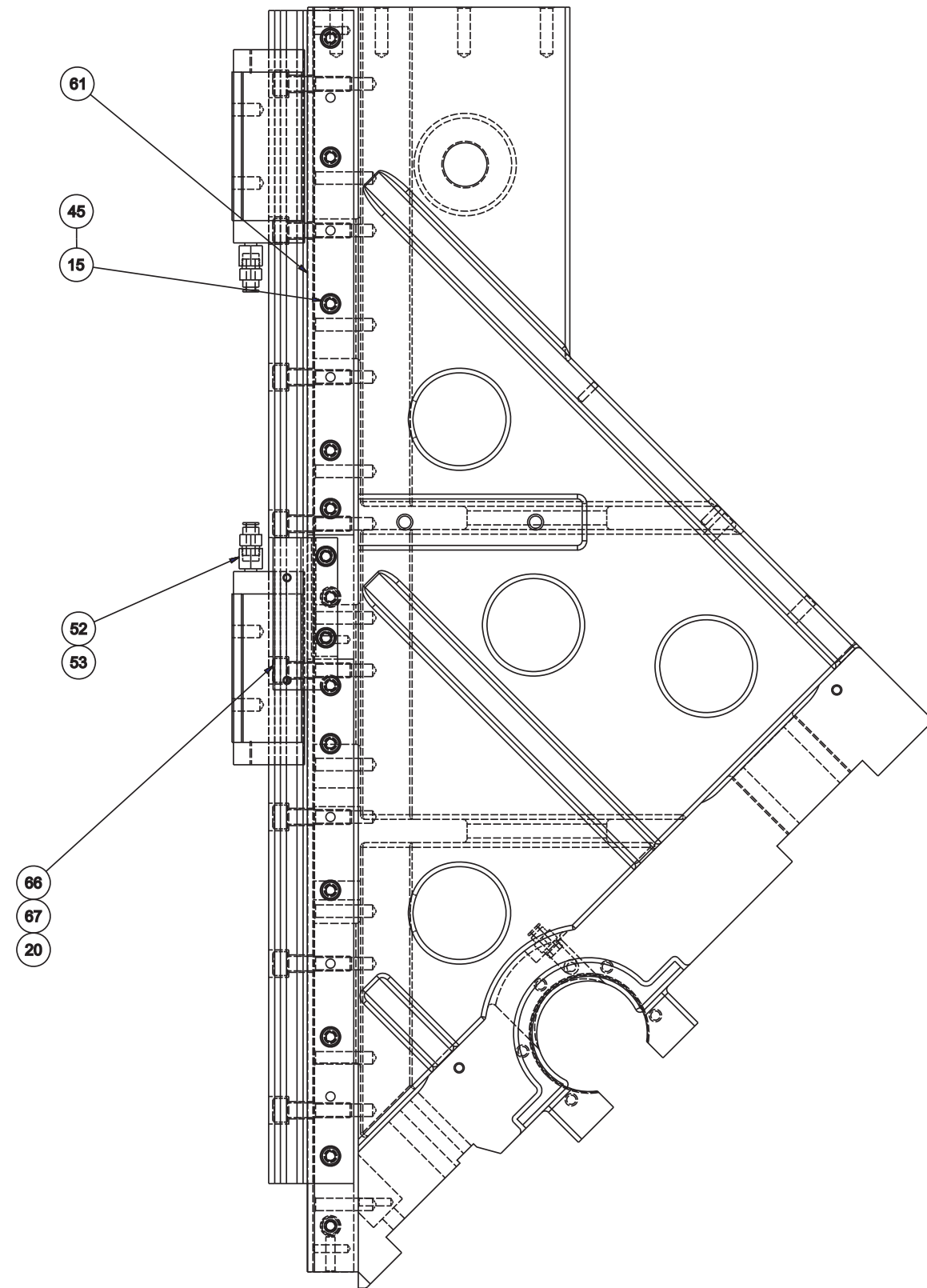
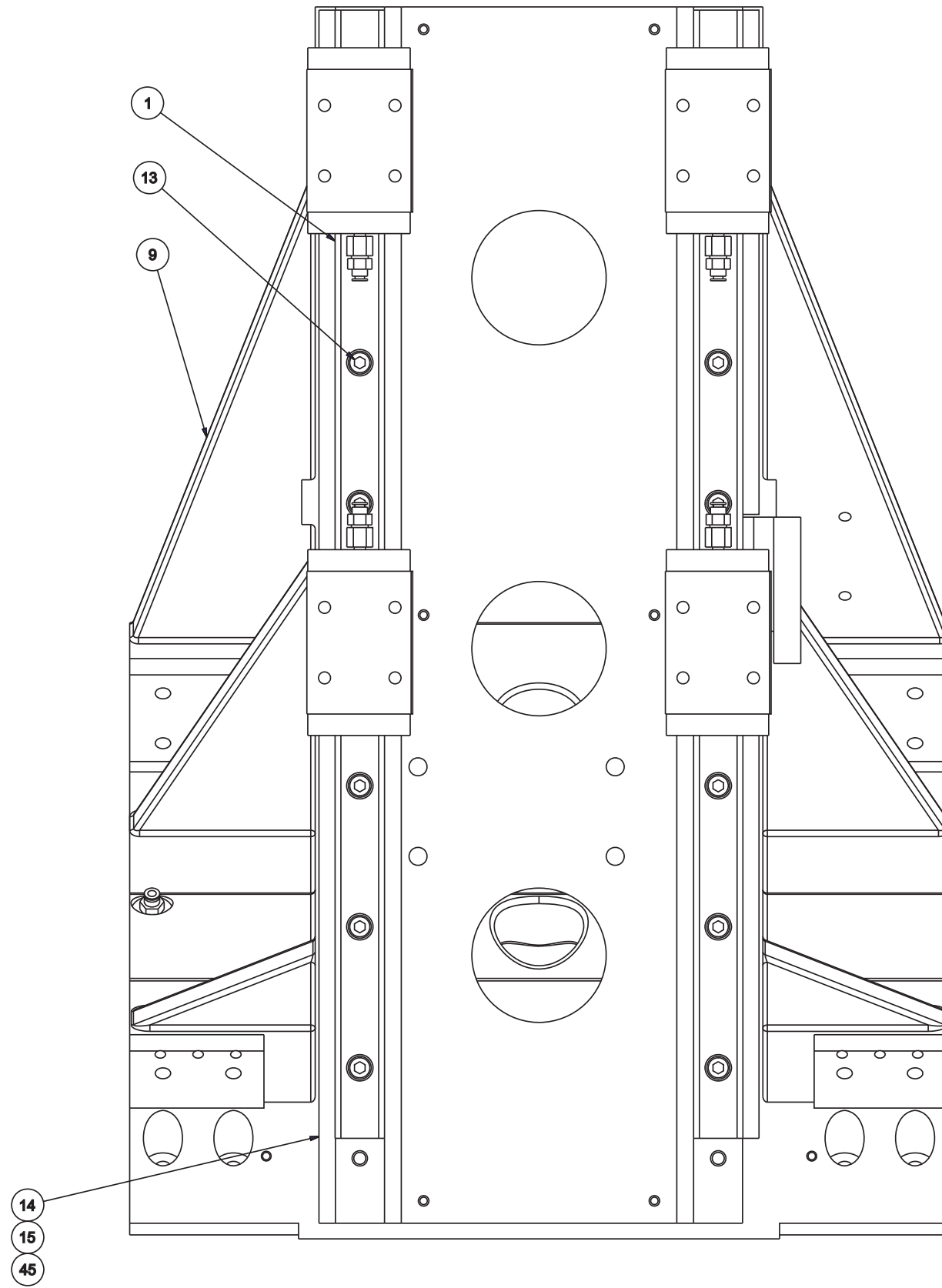
ITEM	PART NUMBER	QTY	DESCRIPTION
9	VS 0010440	.04	LUBRICANT, ANTI-SEIZE
10	SG 0007702A10	4	PLUG, BREAK OFF 1/8 PIPE
11	NC 001088402	.02	THREADLOCKER, LOCTITE 222
12	CS 0010994	.01	GREASE
14	ML 0009454P	6	PAD, FOOT



NAME
BASE ASSEMBLY-ELITE

PART NUMBER
ML 0000001PF

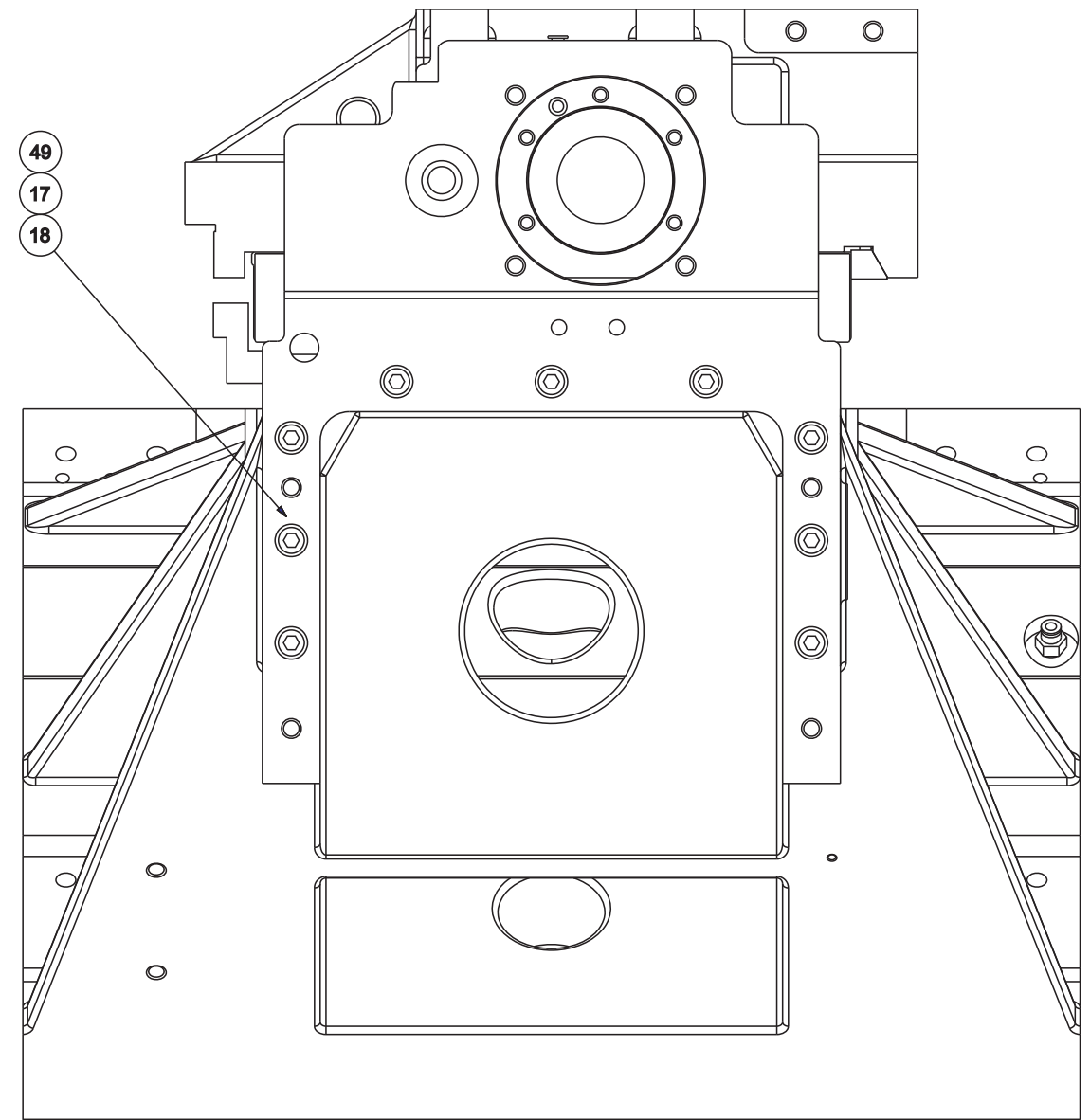
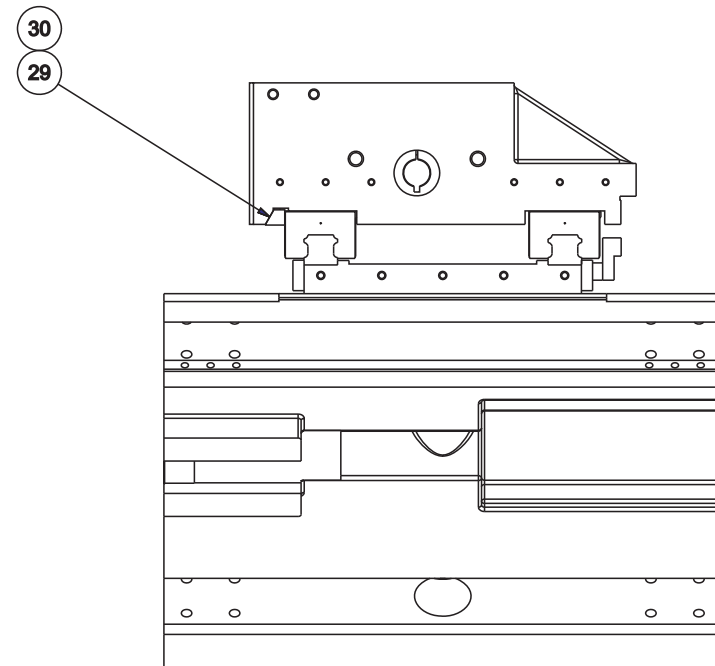
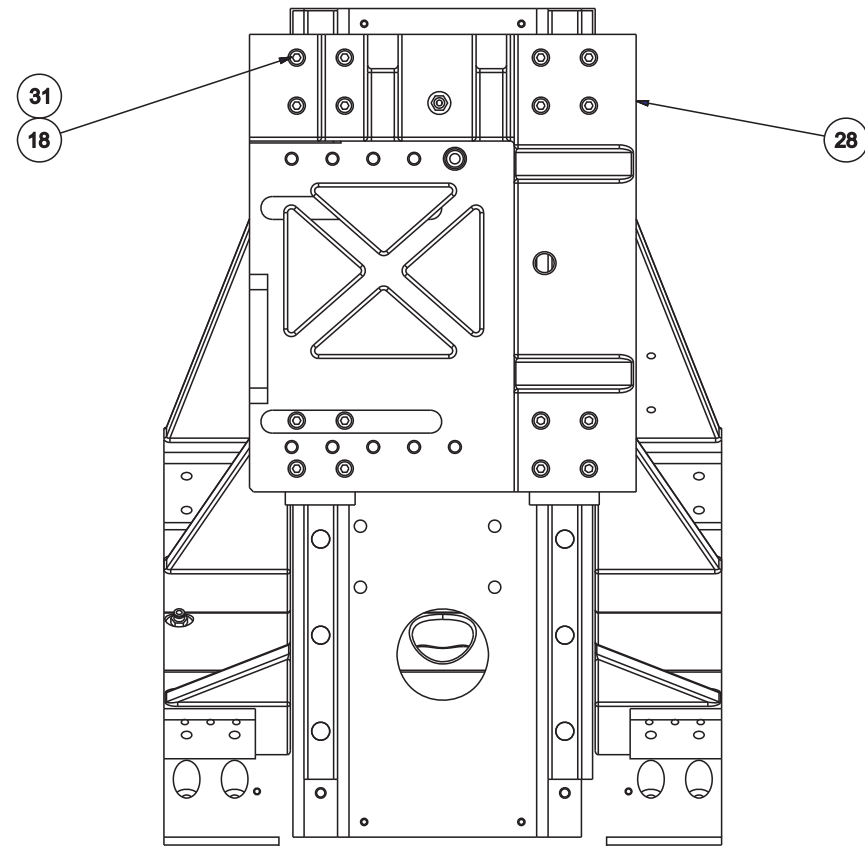
Carriage and Cross Slide Assembly
 (ELITE 27MS Lathe, ELITE 42 and 51 Series Lathes with Tailstock)



NAME
CARRIAGE-CROSS SLIDE ASSEMBLY

PART NUMBER
MLC0006730

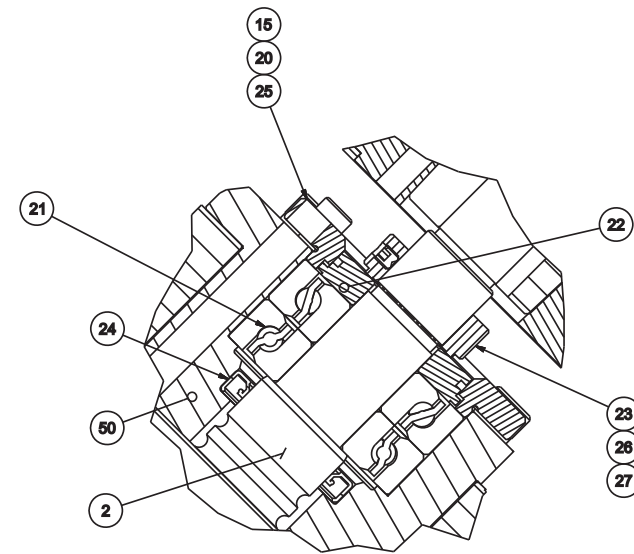
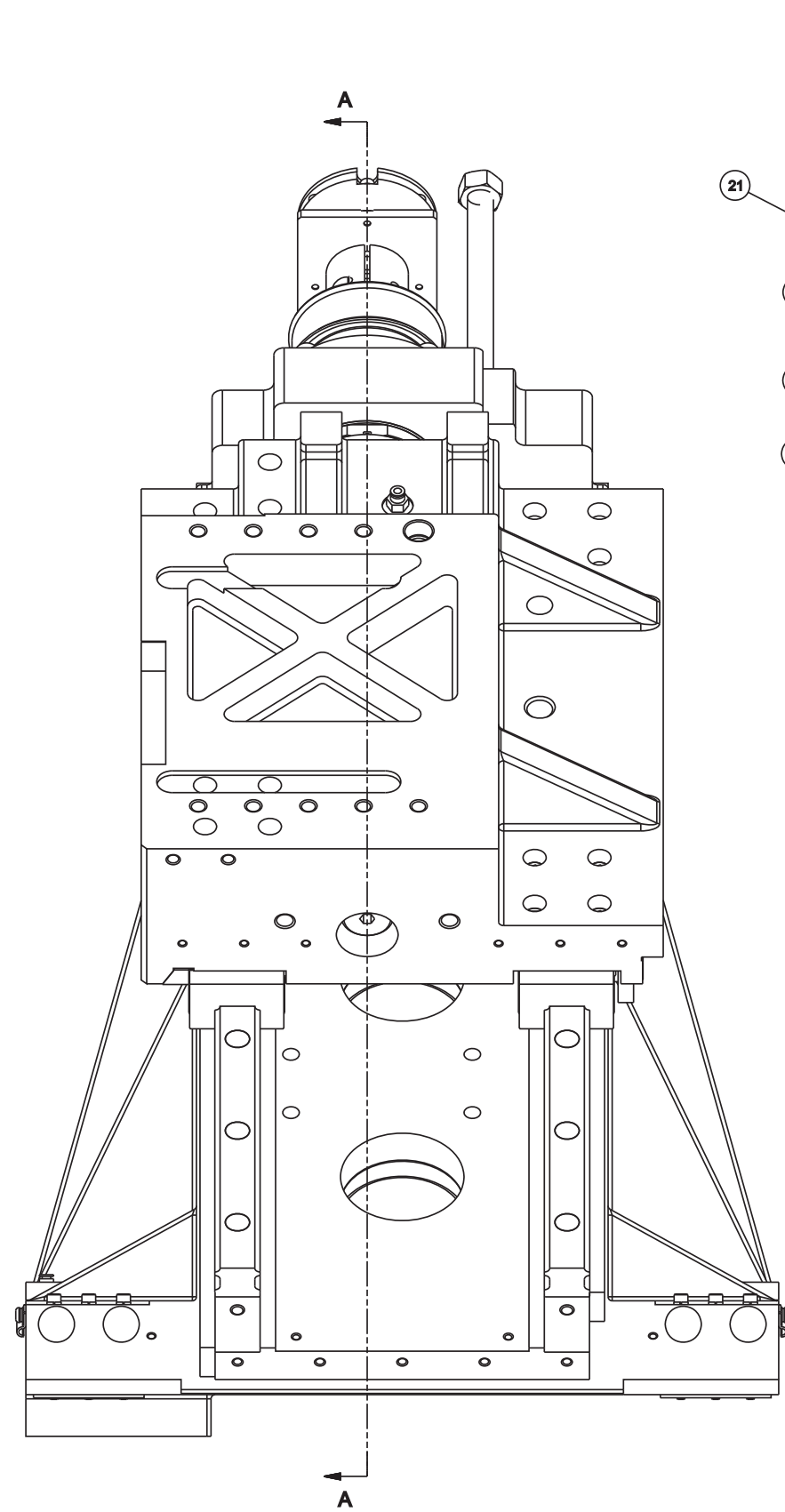
**Carriage and Cross Slide Assembly
(ELITE 27MS Lathe, ELITE 42 and 51 Series Lathes with Tailstock)**



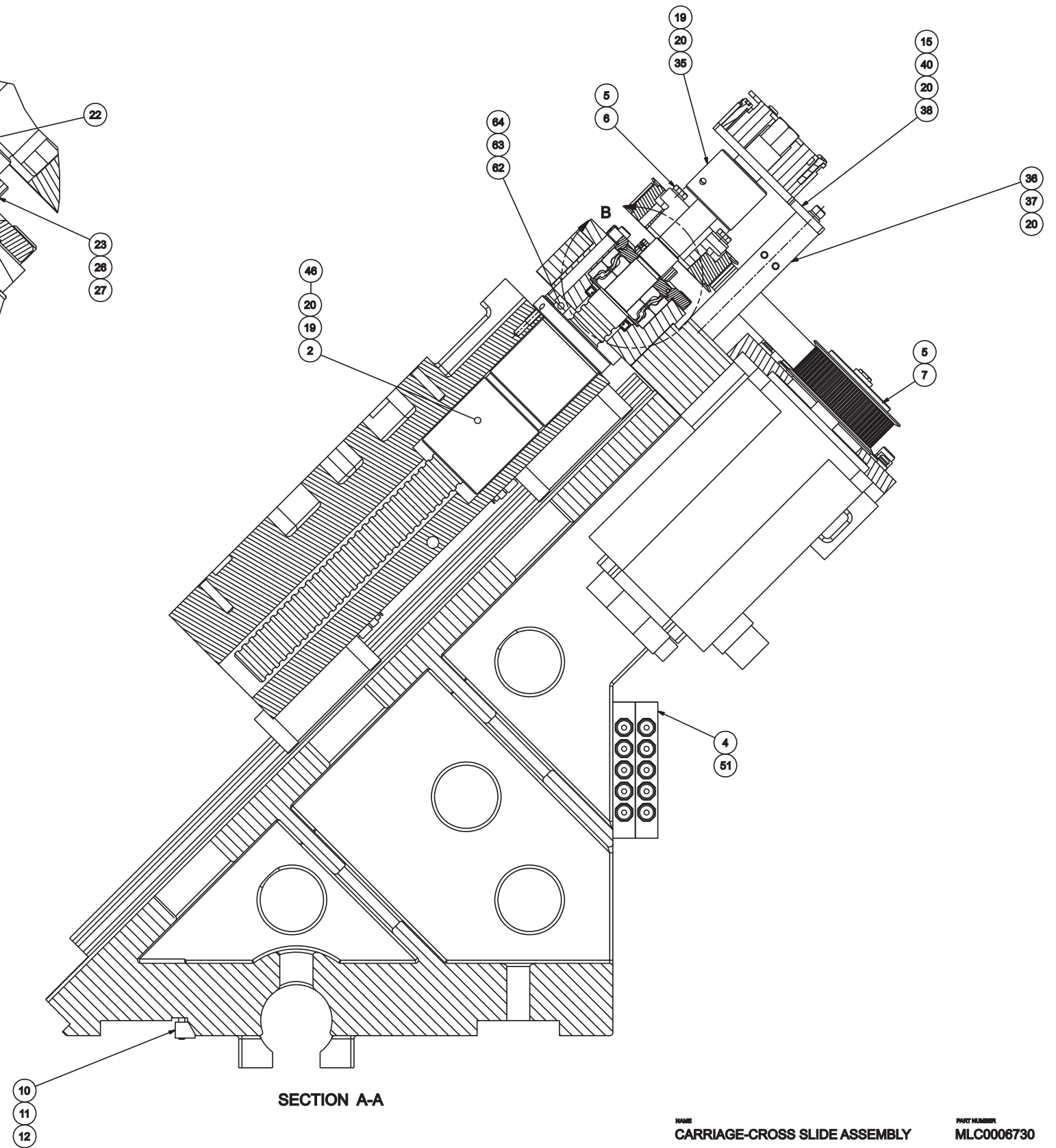
NAME
CARRIAGE-CROSS SLIDE ASSEMBLY

PART NUMBER
MLC0006730

Carriage and Cross Slide Assembly
 (ELITE 27MS Lathe, ELITE 42 and 51 Series Lathes with Tailstock)



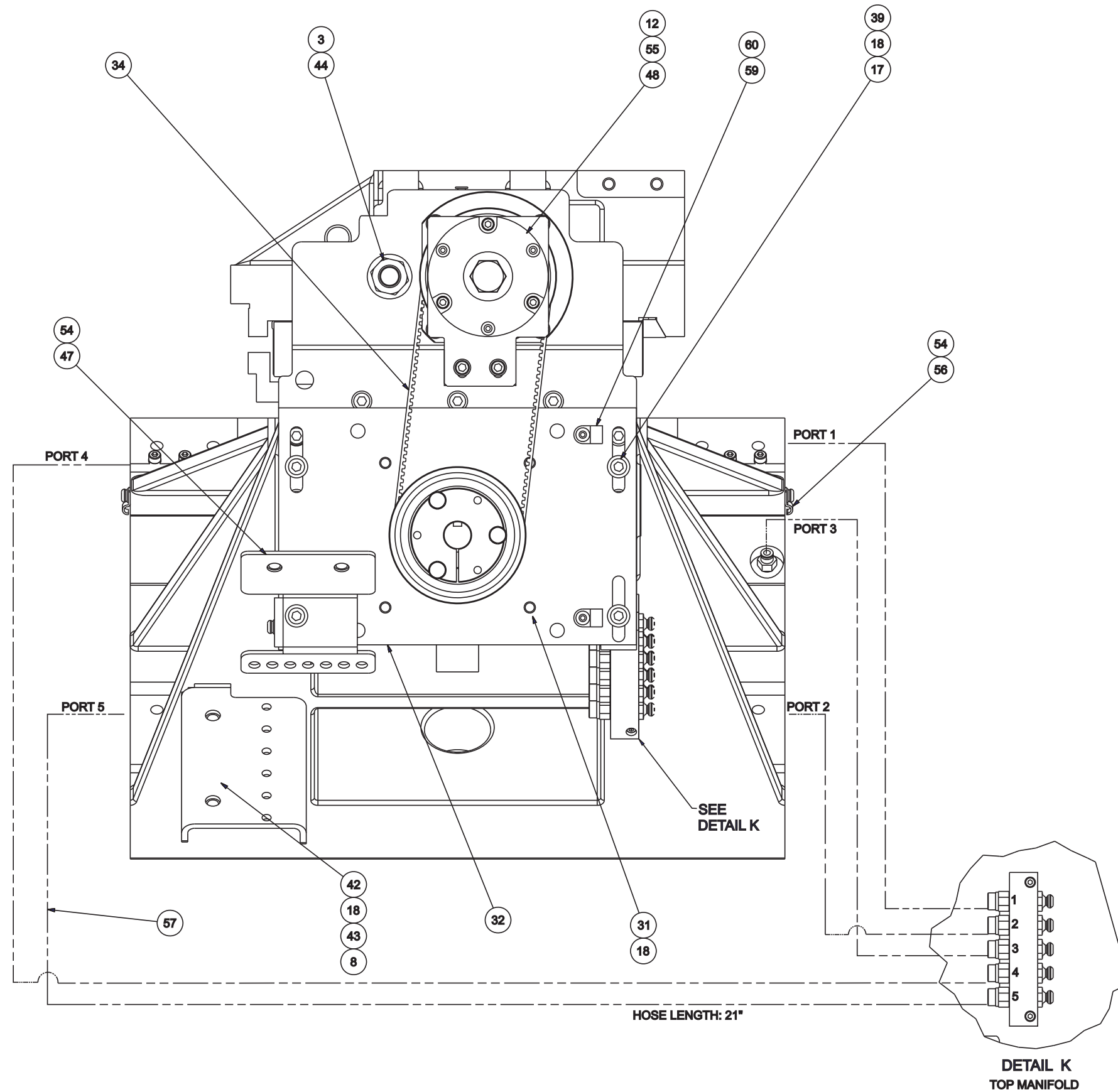
DETAIL B



SECTION A-A

NAME: CARRIAGE-CROSS SLIDE ASSEMBLY
 PART NUMBER: MLC0006730

Carriage and Cross Slide Assembly
(ELITE 27MS Lathe, ELITE 42 and 51 Series Lathes with Tailstock)



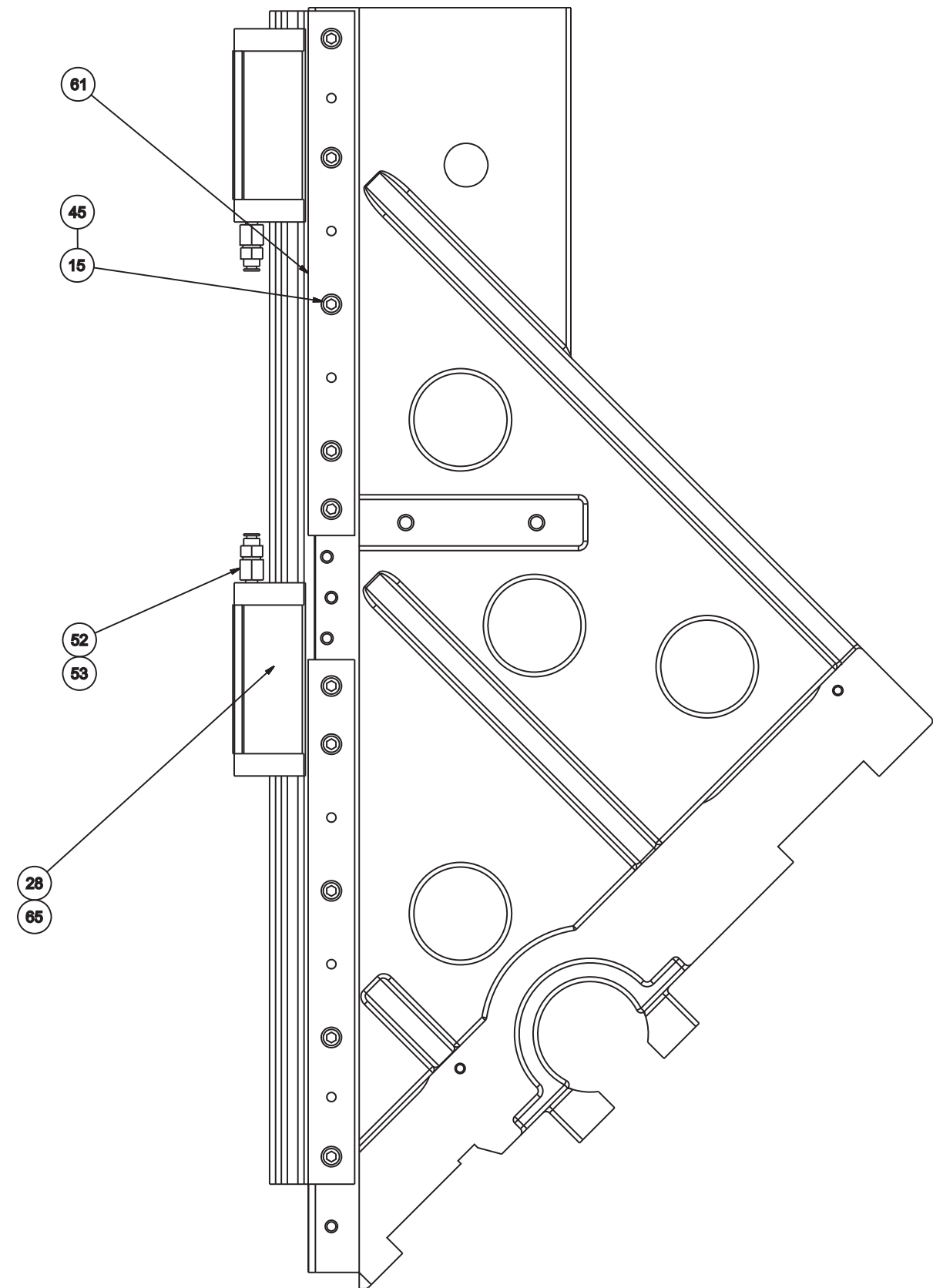
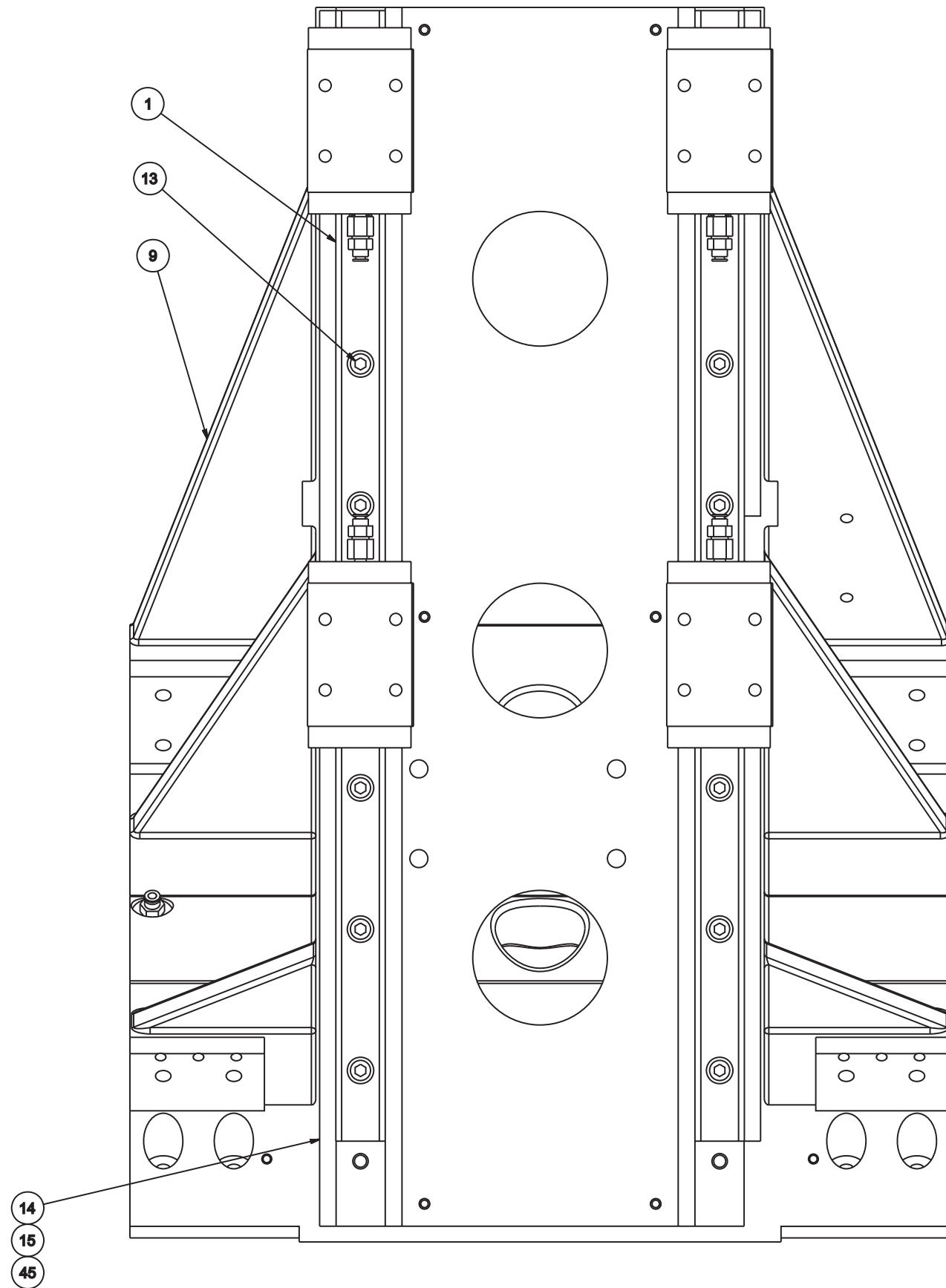
NAME
CARRIAGE-CROSS SLIDE ASSEMBLY

PART NUMBER
MLC0006730

**Carriage and Cross Slide Assembly
(ELITE 27MS Lathe, ELITE 42 and 51 Series Lathes with Tailstock)**

ITEM	PART NUMBER	QTY	DESCRIPTION	ITEM	PART NUMBER	QTY	DESCRIPTION
1	ML 0008316 X	1	LINEAR GUIDES, X-AXIS	42	MS 0103818	2	SCREW, SHCS, M8X1.25X20MM
2	ML 0001902X1	1	BALLSCREW, X-AXIS	43	MW 0103810	2	WASHER, FLAT, STL, M8
3	LC 0007934	1	SCREW, SOLID STOP	44	MN 0154610	1	NUT, JAM M16 X 2.0
4	TT 0010234	2	MANIFOLD, ASSY-LUBE	45	NC 0010884	.19	THREADLOCKER, LOCTITE 242
5	LC 000317756	2	SPROCKET, 56 TOOTH	46	CS 000943104	1	O-RING
6	LC 001168251	1	BUSHING	47	ML 0001990XCCT	1	BRACKET, X CABLE CARRIER
7	ML 0011682	1	BUSHING	48	LC 0010462	1	BRAKE, X-AXIS
8	ML 0001990ZBKT	1	SUPPORT, Z-AXIS GORETUBE	49	LCA001193201	1	X-AXIS BALL SCREW SUPPORT
9	MLA0000371	1	CARRIAGE MACHINING	50	MLA0011176 X	1	HOUSING, BEARING
10	LC 0006481	2	GIB, LINEAR GUIDE	51	MS 0103421	2	SCREW, SHCS, M4X0.7X35MM
11	MS 0103526	6	SCREW, SHCS, M5X0.8X60MM	52	TT 0007703	4	ADAPTER, ST M6X1/8 NPTF
12	MW 0193510	9	WASHER, LOCK, STL, M5	53	SG 0007702A10	6	PLUG, BREAK OFF 1/8 PIPE
13	MS 0103821	16	SCREW, SHCS, M8X1.25X35MM	54	MS 0303515SA	3	SCREW BH M5X.8X10 ASSY
14	CM 0006481	1	GIB, LINEAR GUIDE	55	MS 0103520	3	SCREW, SHCS, M5X0.8X30MM
15	MS 0103617	26	SCREW, SHCS, M6X1X16MM	56	GK 0006966	2	CLAMP, HOSE 4 MM SINGLE
17	MS 0103822	13	SCREW, SHCS, M8X1.25X40MM	57	TT 0007007	600	TUBING, PLASTIC
18	MW 0193810	39	WASHER, LOCK, STL, M8	58	CK 0008104	2	TIE, CABLE
19	MS 0103618	6	SCREW, SHCS, M6X1X20MM	59	CH 000962301	2	CLAMP, PLASTIC
20	MW 0193610	16	WASHER, LOCK, STL, M6	60	MS 0303516SA	2	SCREW, BH M5X.8X12 ASSY
21	CSA0004140	2	BEARING, BALL	61	ML 0006481XS	2	GIB, LINEAR GUIDE
22	CS 001119814	1	SEAL, LABYRINTH	62	MC 0011976	1	BUMPER
23	CS 000026005	1	NUT, LOCK	63	MS 0303515	2	SCREW, BTHD M5X0.8X10MM
24	CS 001119803	1	SEAL	64	NC 001088402	.01	THREADLOCKER, LOCTITE 222
25	LC 0011137	1	RETAINER, BEARING	66	ML 0001990XR	1	BRACKET, X-AXIS READER
26	CH 0004732	1	PLUG, BRASS	67	MS 0103619	2	SCREW, SHCS, M6X1X25MM
27	MS 0553512	1	SCREW, SOC. SET CUP M5X.8X5MM				
28	MLB0007202	1	CROSS SLIDE MACHINING				
29	SG 000648102	2	CLAMP, GUIDE RAIL				
30	MS 0103518	4	SCREW, SHCS, M5X0.8X20MM				
31	MS 0103820	24	SCREW, SHCS, M8X1.25X30MM				
32	LCA0001991	1	PLATE, MOTOR - X AXIS				
34	ML 0003346 X	1	BELT, X-AXIS DRIVE				
35	LC 0012128	1	COUPLING, X-AXIS BRAKE				
36	LCA0010462BS	1	SUPPORT, BRAKE				
37	MS 0103625	2	SCREW, SHCS, M6X1X55MM				
38	LC 000199015	1	BRACKET, BRAKE				
39	5 0001895	4	WASHER				
40	MW 0103610	2	WASHER, FLAT, STL, M6				

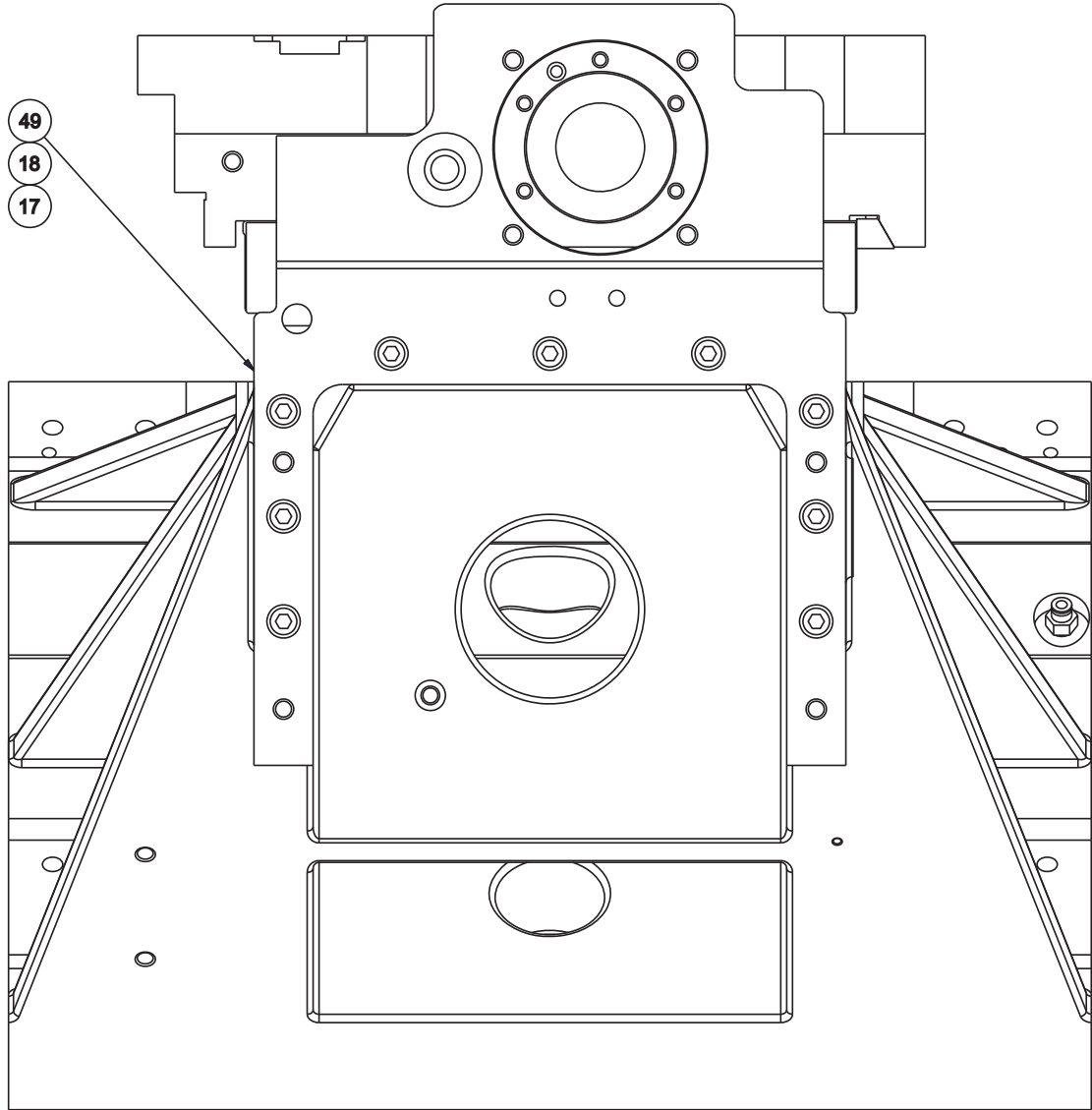
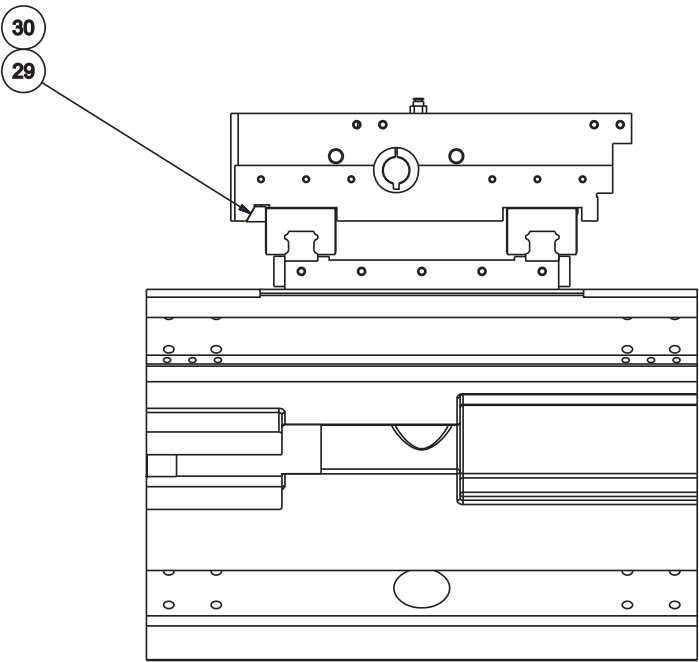
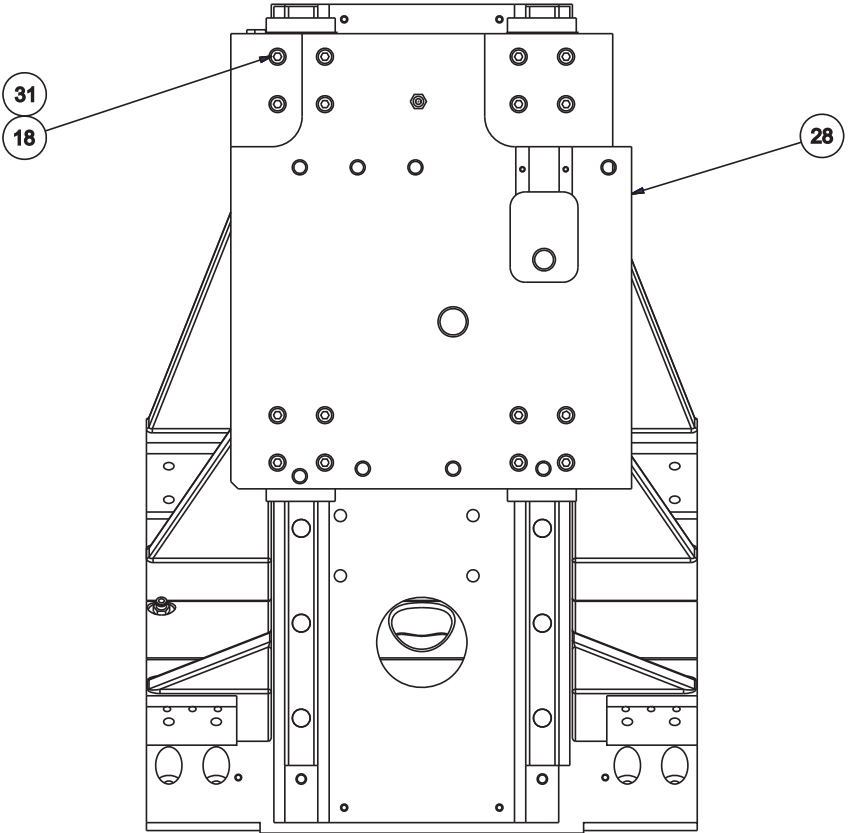
**Carriage and Cross Slide Assembly
(ELITE 42 and 51 Series Lathes with Sub-Spindle)**



NAME
CARRIAGE-CROSS SLIDE ASSEMBLY

PART NUMBER
ML 0006730TG

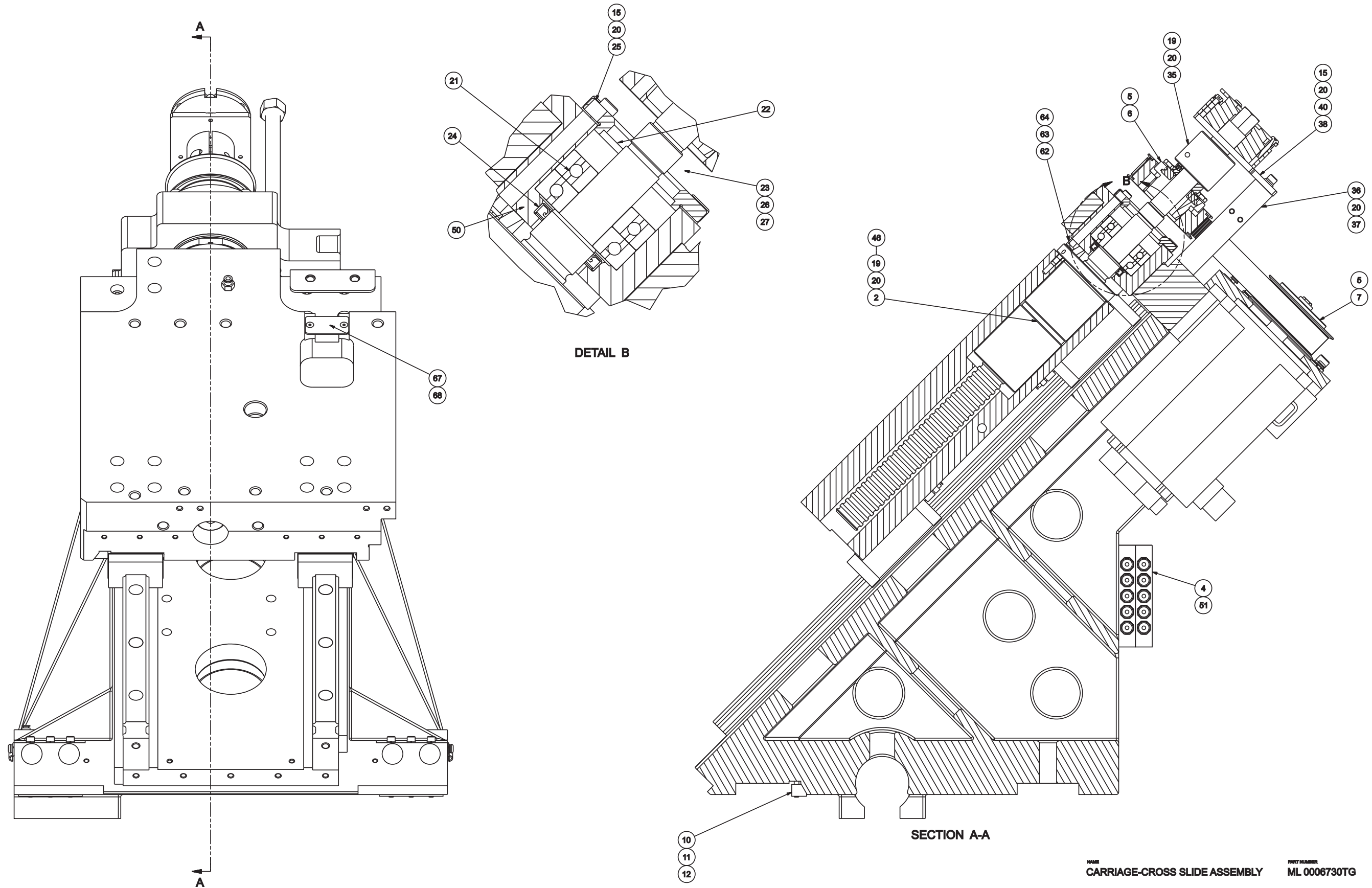
Carriage and Cross Slide Assembly
(ELITE 42 and 51 Series Lathes with Sub-Spindle)



NAME
CARRIAGE-CROSS SLIDE ASSEMBLY

PART NUMBER
ML 0006730TG

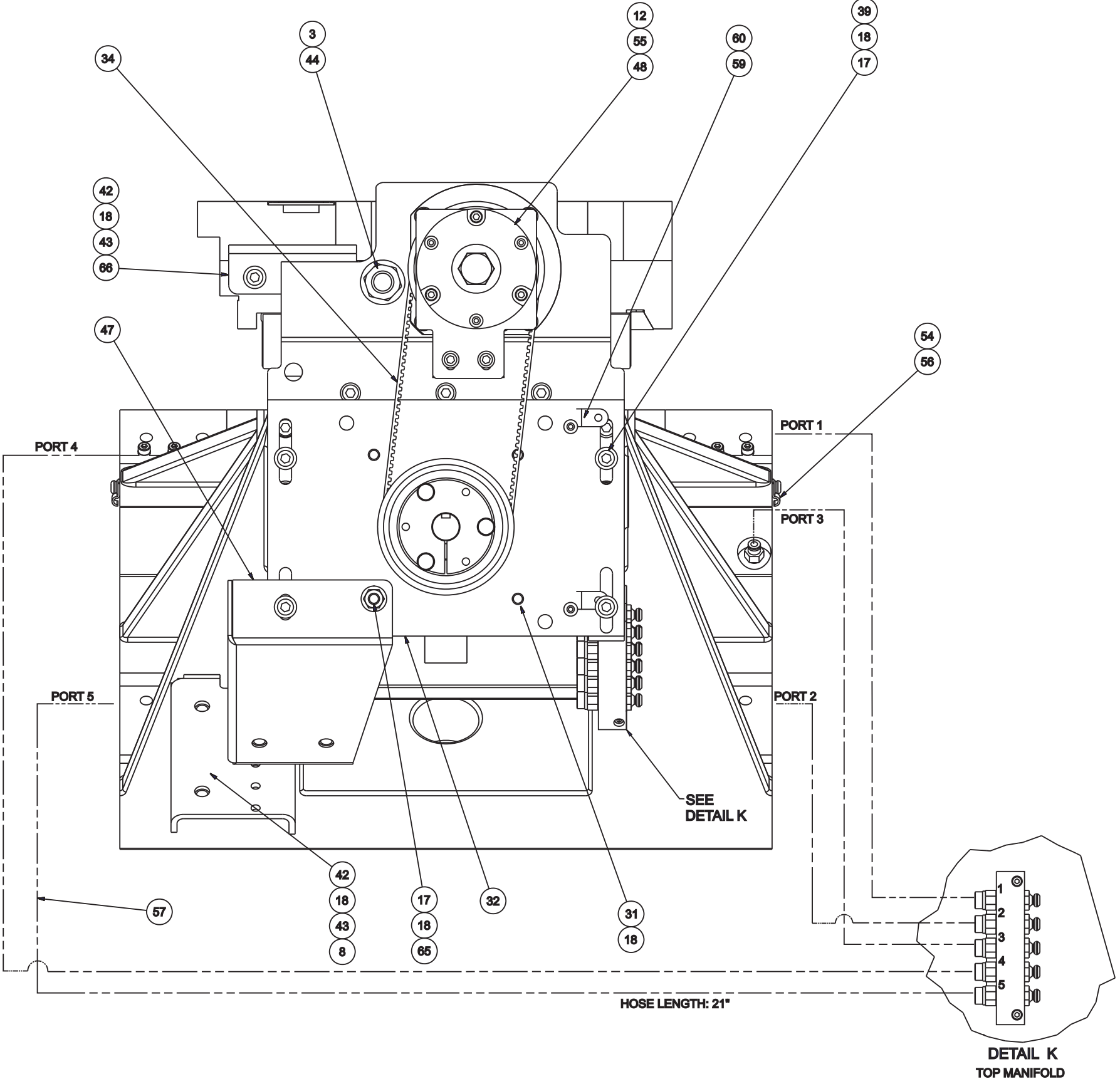
**Carriage and Cross Slide Assembly
(ELITE 42 and 51 Series Lathes with Sub-Spindle)**



NAME
CARRIAGE-CROSS SLIDE ASSEMBLY

PART NUMBER
ML 0006730TG

Carriage and Cross Slide Assembly
 (ELITE 42 and 51 Series Lathes with Sub-Spindle)

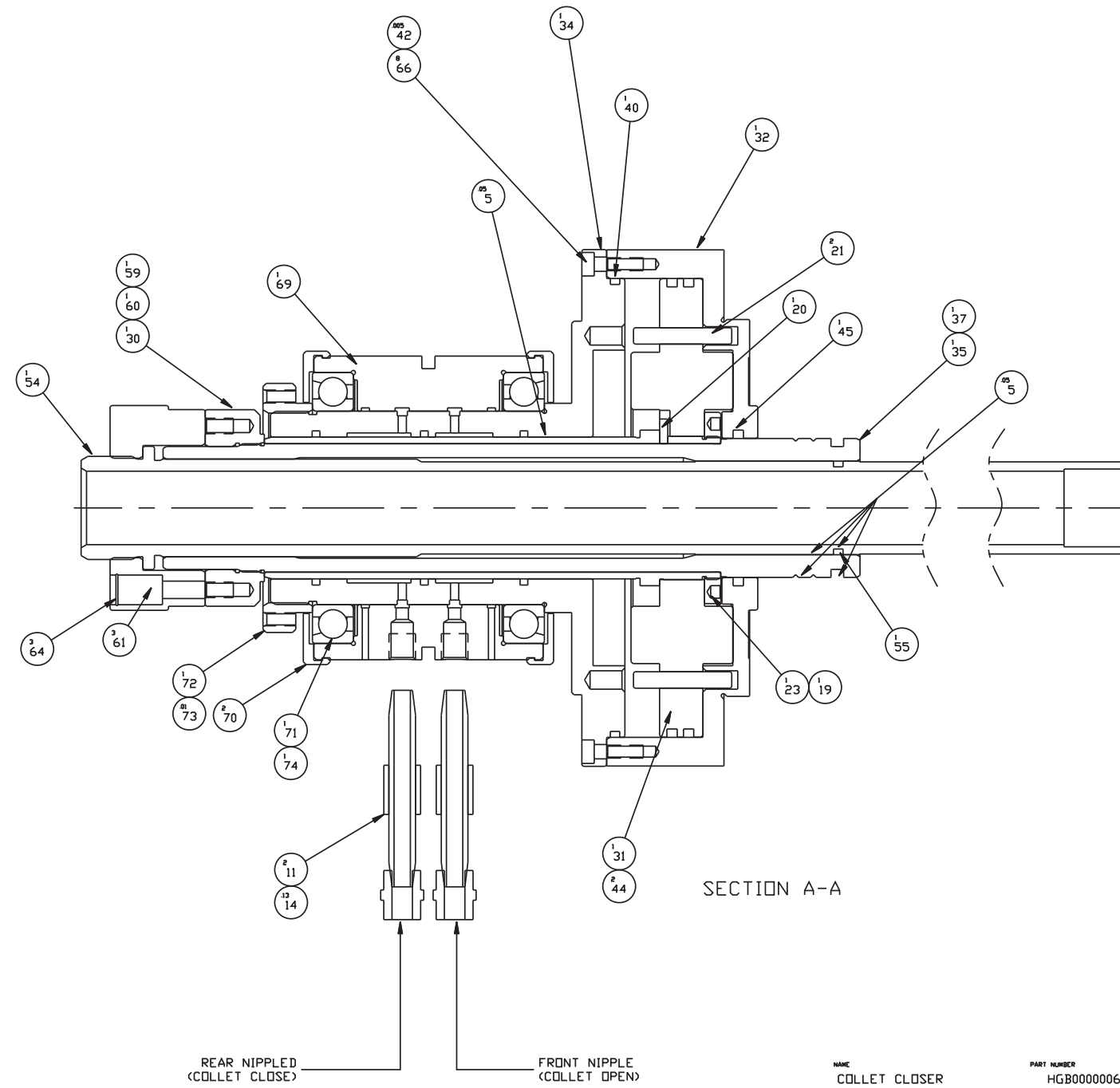
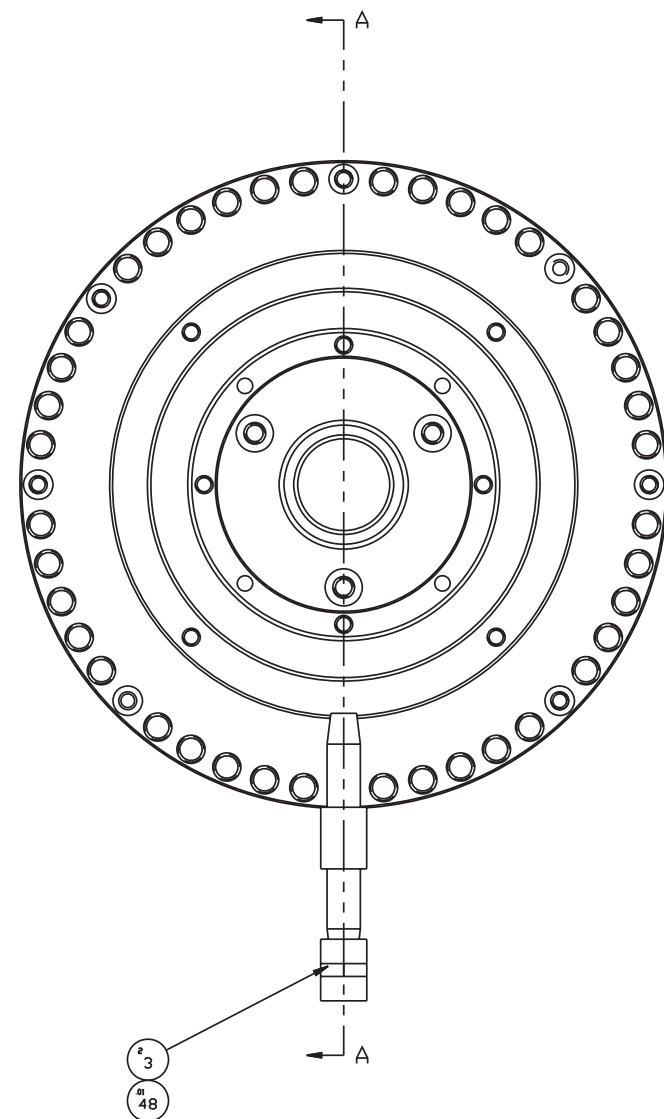


NAME
 CARRIAGE-CROSS SLIDE ASSEMBLY

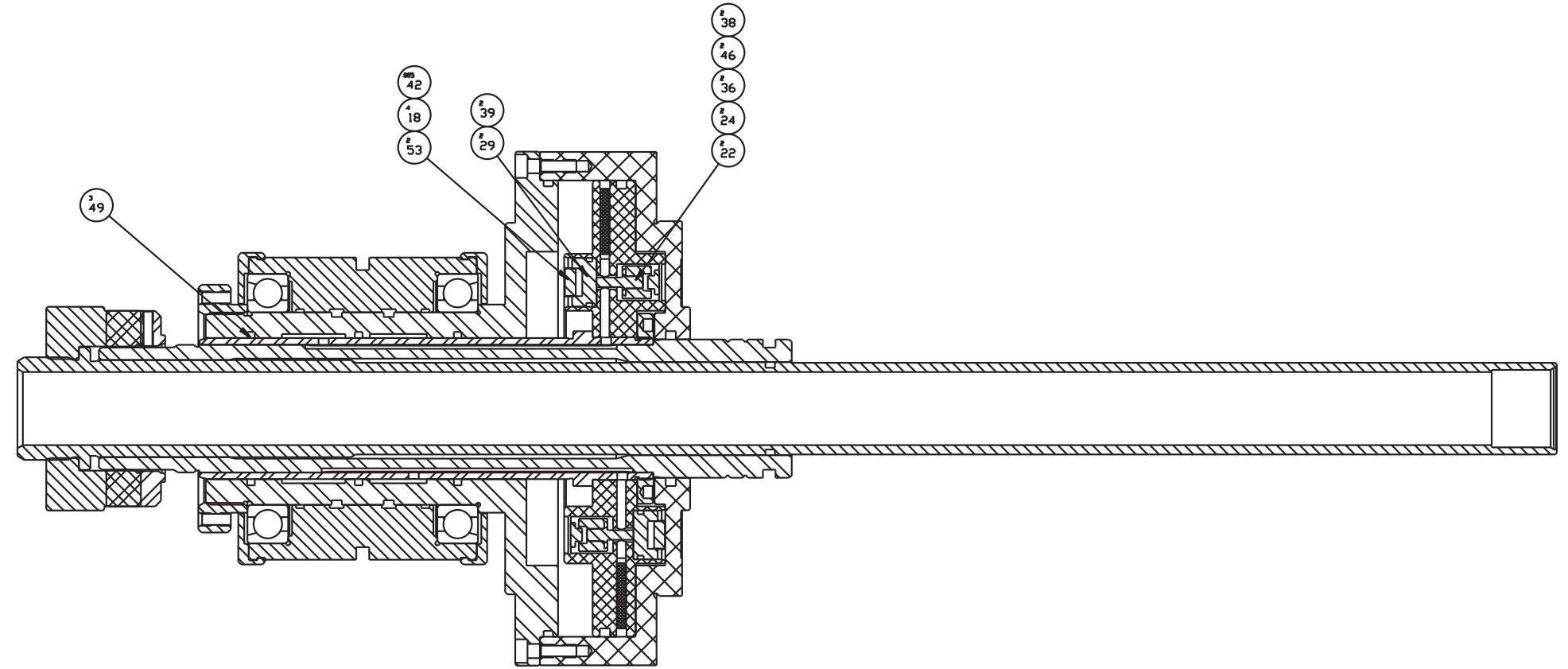
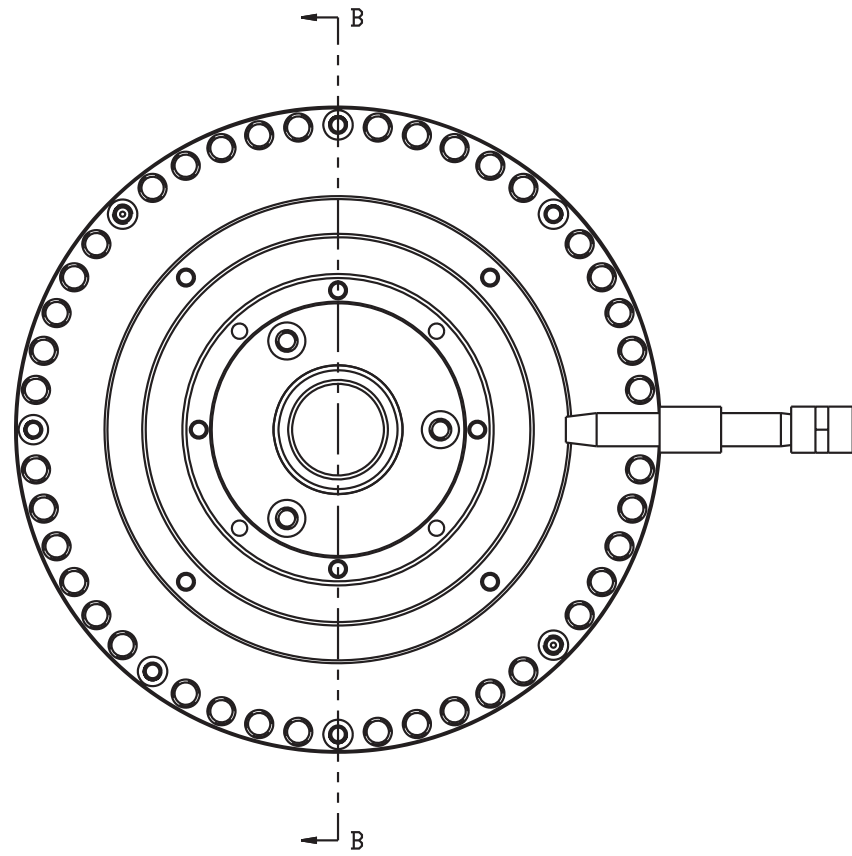
PART NUMBER
 ML 0006730TG

**Carriage and Cross Slide Assembly
(ELITE 42 and 51 Series Lathes with Sub-Spindle)**

ITEM	PART NUMBER	QTY	DESCRIPTION	ITEM	PART NUMBER	QTY	DESCRIPTION
1	ML 0008316 X	1	LINEAR GUIDES, X-AXIS	42	MS 0103818	4	SCREW, SHCS, M8X1.25X20MM
2	LP 0001902X1	1	BALLXCREW, X1 AXIS	43	MW 0103810	4	WASHER, FLAT, STL, M8
3	LC 0007934	1	SCREW, SOLID STOP	44	MN 0154610	1	NUT, JAM M16 X 2.0
4	TT 0010234	2	MANIFOLD, ASSY-LUBE	45	NC 0010884	.19	THREADLOCKER, LOCTITE 242
5	LC 000317756	2	SPROCKET, 56 TOOTH	46	CS 000943104	1	O-RING
6	LC 001168251	1	BUSHING	47	ML 0001990XCCT	1	BRACKET, X CABLE CARRIER
7	ML 0011682	1	BUSHING	48	LC 0010462	1	BRAKE, X-AXIS
8	ML 0001990ZBKT	1	SUPPORT, Z-AXIS GORETUBE	49	LC 001193201TG	1	X-AXIS BALL SCREW SUPPORT
9	MLA0000371	1	CARRIAGE MACHINING	50	LPA0011176 X	1	HOUSING, BEARING
10	LC 0006481	2	GIB, LINEAR GUIDE	51	MS 0103421	2	SCREW, SHCS, M4X0.7X35MM
11	MS 0103526	6	SCREW, SHCS, M5X0.8X60MM	52	TT 0007703	4	ADAPTER, ST M6X1/8 NPTF
12	MW 0193510	9	WASHER, LOCK, STL, M5	53	SG 0007702A10	6	PLUG, BREAK OFF 1/8 PIPE
13	MS 0103821	16	SCREW, SHCS, M8X1.25X35MM	54	MS 0303515SA	2	SCREW BH M5X.8X10 ASSY
14	CM 0006481	1	GIB, LINEAR GUIDE	55	MS 0103520	3	SCREW, SHCS, M5X0.8X30MM
15	MS 0103617	26	SCREW, SHCS, M6X1X16MM	56	GK 0006966	2	CLAMP, HOSE 4 MM SINGLE
17	MS 0103822	14	SCREW, SHCS, M8X1.25X40MM	57	TT 0007007	50	TUBING, PLASTIC
18	MW 0193810	41	WASHER, LOCK, STL, M8	58	CK 0008104	2	TIE, CABLE
19	MS 0103618	6	SCREW, SHCS, M6X1X20MM	59	CH 000962301	2	CLAMP, PLASTIC
20	MW 0193610	14	WASHER, LOCK, STL, M6	60	MS 0303516SA	2	SCREW, BH M5X.8X12 ASSY
21	CSA0004140	3	BEARING	61	ML 0006481XS	2	GIB, LINEAR GUIDE
22	CS 001119814	1	SEAL, LABYRINTH	62	MC 0011976	1	BUMPER
23	CS 000026005	1	NUT, LOCK	63	MS 0303515	2	SCREW, BTHD M5X0.8X10MM
24	CS 001119803	1	SEAL	64	NC 001088402	.01	THREADLOCKER, LOCTITE 222
25	LC 0011137	1	RETAINER, BEARING	65	MN 0283810	1	NUT, SER HEX FLNG, M8X1.25
26	CH 0004732	1	PLUG, BRASS	66	ML 0001990TCCT	1	BRACKET, CABLE CARRIER
27	MS 0553512	1	SCREW, SOC. SET CUP M5X.8X5MM	67	ML 0001990CT	1	COVER, TUBING
28	ML 0007202TG	1	CROSS SLIDE MACHINING	68	MS 0313415	2	FHCS, M4 X 0.7 X 10MM
29	SG 000648102	2	CLAMP, GUIDE RAIL				
30	MS 0103518	4	SCREW, SHCS, M5X0.8X20MM				
31	MS 0103820	23	SCREW, SHCS, M8X1.25X30MM				
32	LCA0001991	1	PLATE, MOTOR - X AXIS				
34	ML 0003346 X	1	BELT, X-AXIS DRIVE				
35	LC 0012128	1	COUPLING, X-AXIS BRAKE				
36	LCA0010462BS	1	SUPPORT, BRAKE				
37	MS 0103625	2	SCREW, SHCS, M6X1X55MM				
38	LC 000199015	1	BRACKET, BRAKE				
39	5 0001895	4	WASHER				
40	MW 0103610	2	WASHER, FLAT, STL, M6				



Collet Closer Assembly, Main Spindle
(ELITE 27MS Lathe)



SECTION B-B

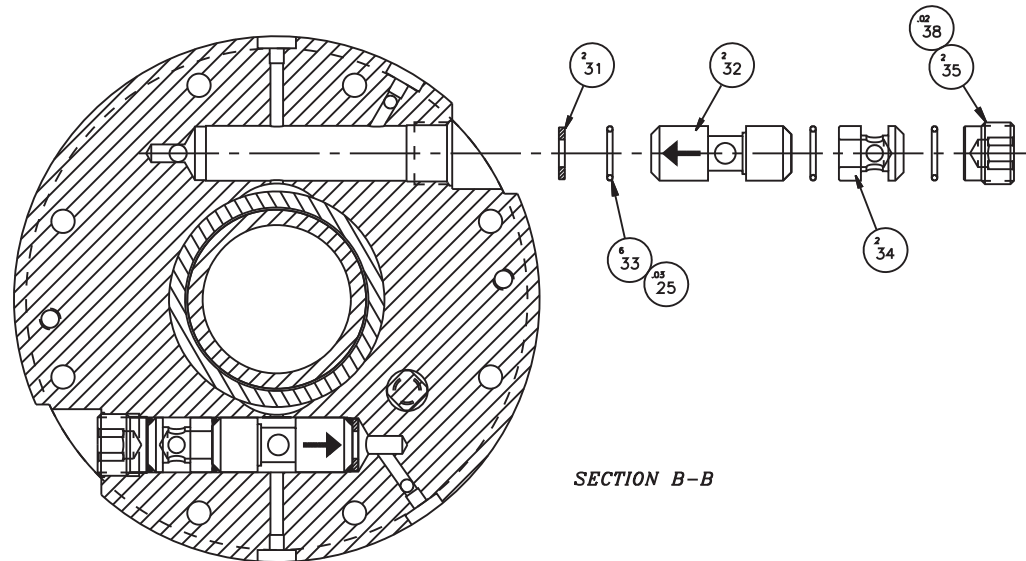
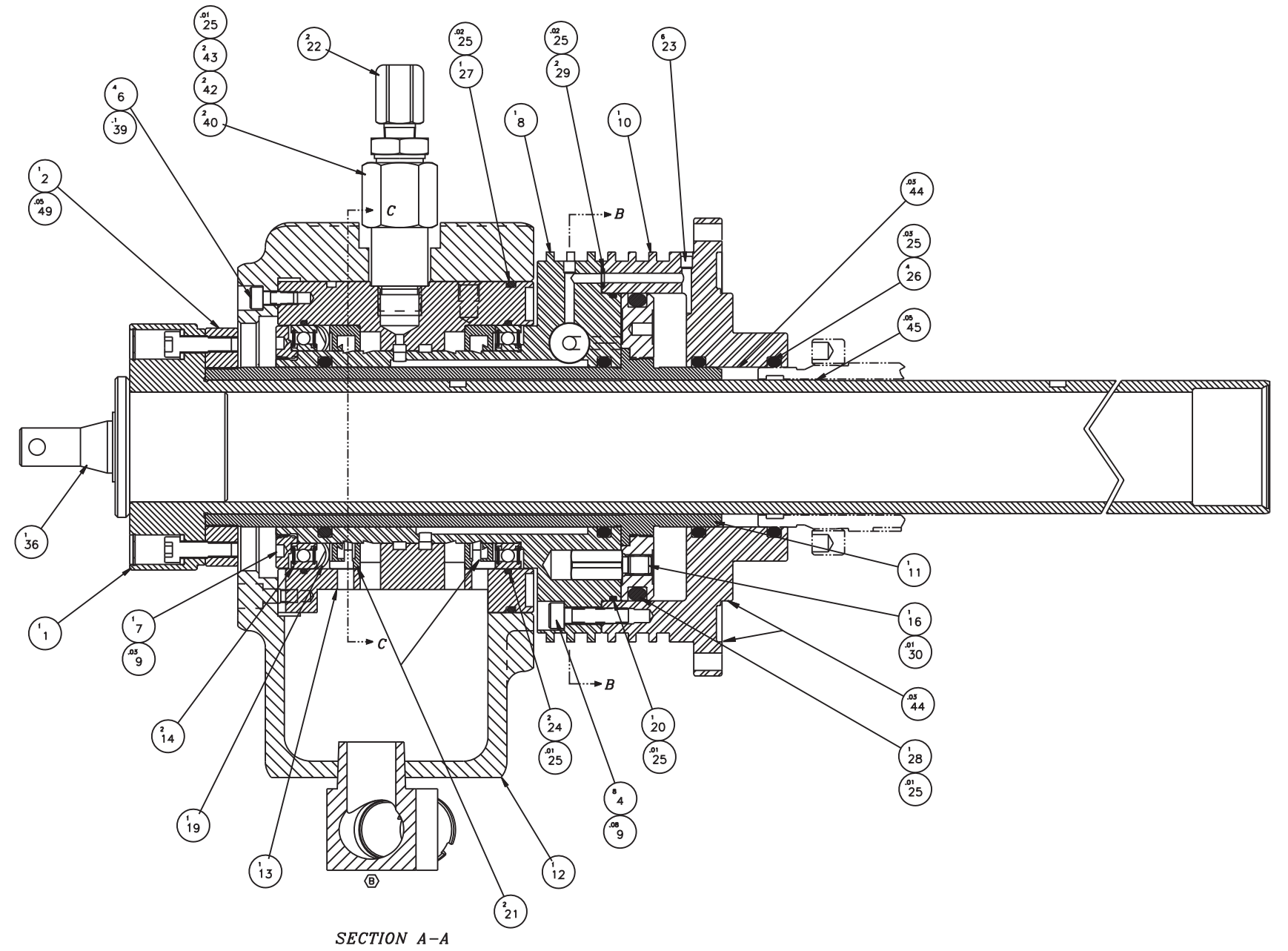
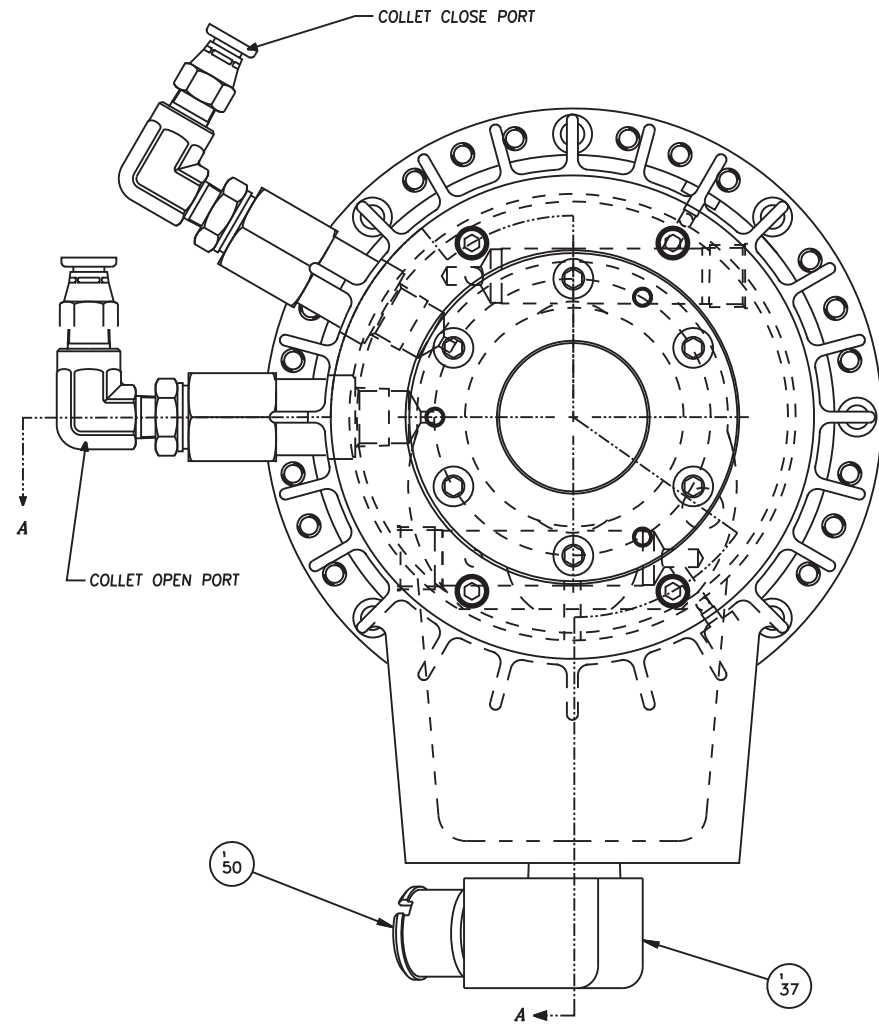
NAME
COLLET CLOSER

PART NUMBER
HGB000006LC

**Collet Closer Assembly, Main Spindle
(ELITE 27MS Lathe)**

ITEM	PART NUMBER	QTY	DESCRIPTION	ITEM	PART NUMBER	QTY	DESCRIPTION
3	CT 001109601	2	COUPLING	60	BP 0000402	1	PLUG, BRASS
4	HG 0010327	1	FITTING, GREASE	61	MS 0103619	3	SCREW, SOC.HD.CAP M6X1.0X25MM
5	HG 0010440	0.1	GREASE, ANTI-SIEZE, BLACK MOLLY	64	45 000823101	3	RING, RETAINING
11	CT 001109207	2	1/8 X 3" BRASS NIPPLE	66	MS 0103517	8	SCREW, SOC. HD. CAP.M5X.8X16
14	CN 0008221	0.13	HOSE, 1/2 O.D.	69	LC 0007703SS	1	UNION, ROTARY
18	310307	4	SCREW, FLAT SOC 10-32X7/16	70	LC 0004937	2	RETAINER, GREASE
19	640302	1	MACIT HOL-LK SCR 10-32X1/8	71	LC 000414002L	1	BEARING, COLLET CLOSER
20	AD 0004629	1	PIN, DOWEL	72	LC 0000492	1	NUT
21	CD 0004634	2	PIN, DOWEL	73	CS 001088406	0.01	THREADLOCKER, LOCTITE 29021
22	CNA0001424 A	2	PLUNGER, ASSY. (CHECK)	74	LC 000414002H	1	BEARING, COLLET CLOSER
23	CN 000406803	1	NUT, PISTON	75	MS 0553614	6	SCREW, SET M6 X 1.0 X 8 (CUP PT)
24	CN 000720801	2	RETAINER, SPRING				
29	CNA0011455	2	EXHAUSTER				
30	HG 000406804	1	NUT, CLOSER				
31	CNB0009261 A	1	PISTON-SUB ASSY.				
32	HGA0009262SCN	1	HOUSING, COLLET CLOSER				
34	HG 000770306	1	SHAFT, COLLET CLOSER				
35	HG 0009259AN	1	SLEEVE ASSEMBLY				
36	CNB0007335	2	SPRING				
37	OR 0003034 V	1	O-RING				
38	OR 0000406	2	O RING				
39	OR 0001012	2	O RING				
40	OR 0108111	1	O-RING				
41	RF 0010994	0.01	GREASE, SILICONE				
42	NC 0010884	0.01	THREADLOCKER, LOCTITE 242				
43	42 001115129	2	QUAD RING				
44	42 001115161	2	QUAD-X SEAL				
45	42A001115127	1	QUAD RING				
46	56 000823101	2	RING, RETAINING				
48	LT 0010884 S	0.01	SEALANT, PIPE				
49	41 001115139V	3	QUAD RING				
53	HG 000284001	2	EXHAUST, BRIDGE				
54	HGB0000480NA	1	DRAW SPINDLE ASSEMBLY				
55	OR 0002023 V	1	O-RING				
59	MS 0553412	1	SCREW, SET M4 X .7 X 5MM CUP				

**Collet Closer Assembly, Main Spindle
(ELITE 42 Series Lathe)**



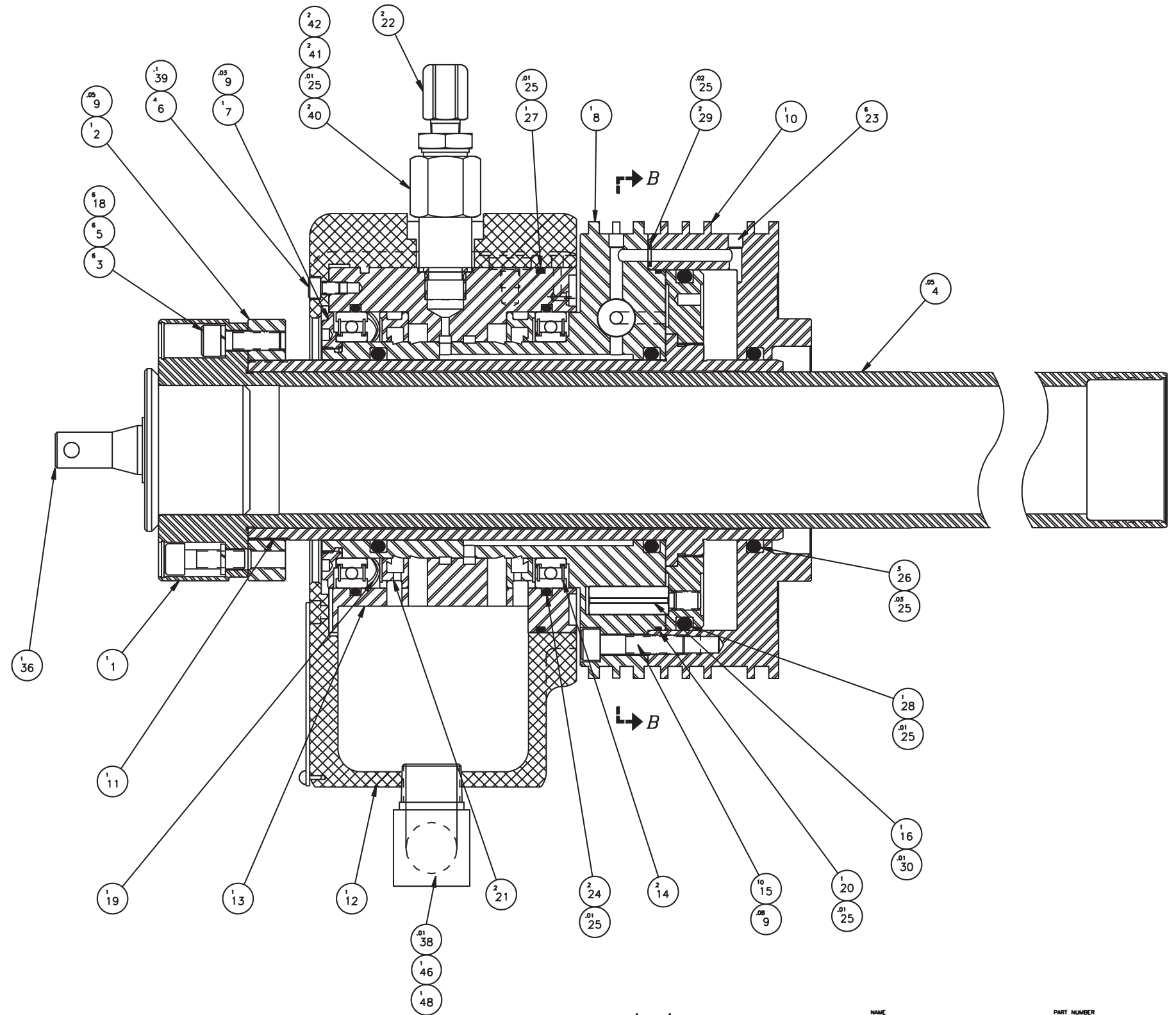
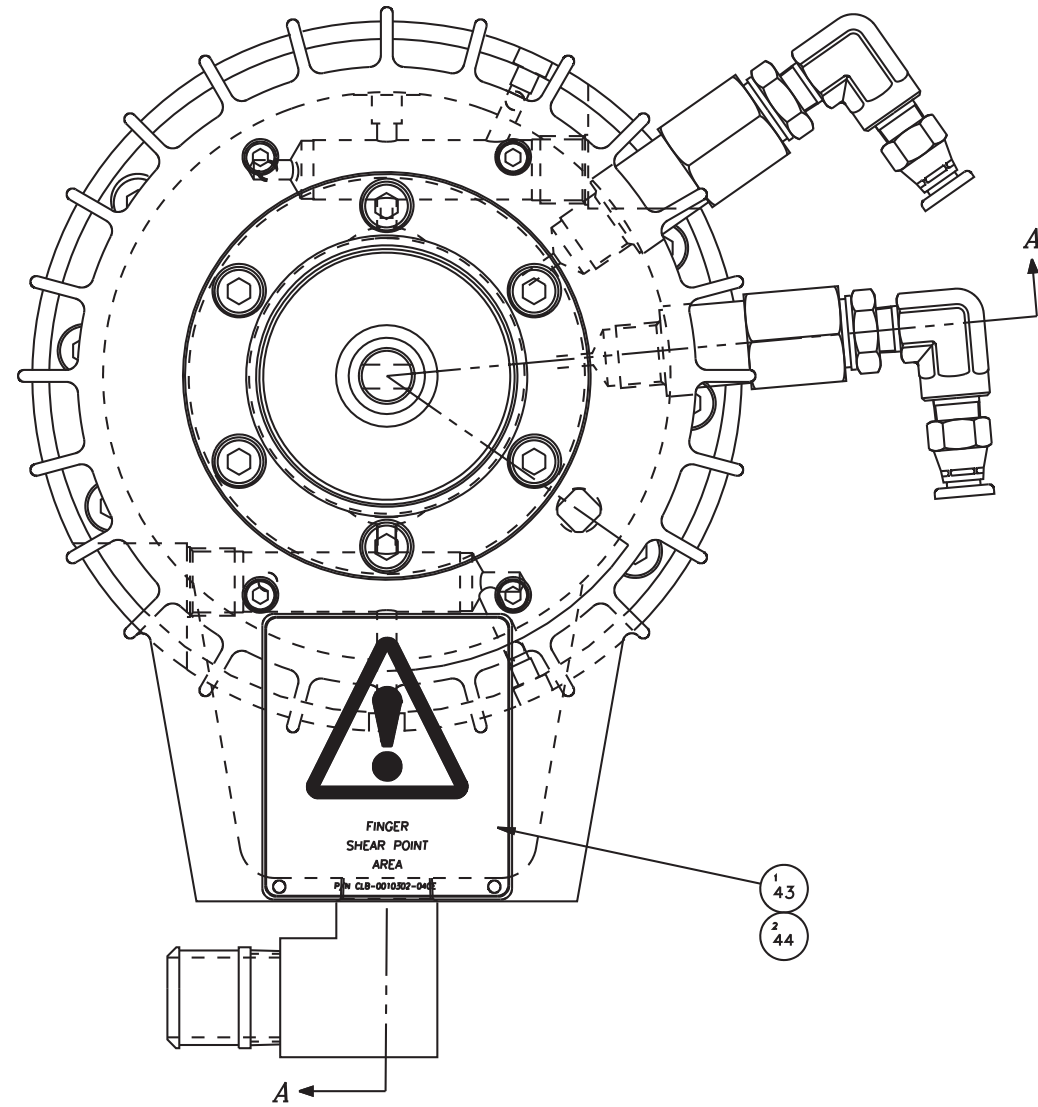
NAME
COLLET CLOSER
ASSEMBLY

PART NUMBER
ML 00000642

**Collet Closer Assembly, Main Spindle
(ELITE 42 Series Lathe)**

ITEM	PART NUMBER	QTY	DESCRIPTION
1	ML 000048042	1	ASSEMBLY, DRAW TUBE
2	SG 000049202	1	NUT, ABUTMENT
4	MS 0103619	8	SCREW, SOC.HD.CAP M6X1.0X25MM
6	MS 0103516	4	SCREW, SOC. HD. CAP.M5X.8X12MM
7	SG 000049203	1	NUT, ADJUSTING
8	SG 001076801	1	CAP, PISTON
9	NC 0010884	0.11	THREADLOCKER, LOCTITE 242
10	SG 000040701	1	HOUSING, RING
11	SGA0009259 A	1	SLEEVE, PISTON
12	SGA0004197	1	HOUSING, DRAIN
13	SGA000419701	1	BODY, HYDRAULIC INLET
14	SGA0008233	2	BEARING, COLLET CLOSER
16	SG 001114301	1	PIN
19	SG 0007335	1	SPRING, WAVE
20	SG 000943105	1	O-RING, 1115 ID X 2.00MM
21	SG 0007852	2	RING, SEALING
22	CS 001125911	2	FITTING, 90 DEGREE ADAPTER
23	SG 0007703	6	PLUG, LEE 4.5 DIA. SHORT
24	SG 000943104	2	O-RING, 94 ID X 2.00 MM
25	RF 0010994	0.14	GREASE, SILICONE
26	SG 000943101	4	O-RING, 61 ID X 4.50MM
27	SG 000943129	1	O-RING, 123 ID X 2.50MM
28	SG 000943103	1	O-RING,108 ID X 6.00MM
29	SG 000943102	2	O-RING, 3.80 ID X 1.50MM
30	CN 0010884	0.01	THREADLOCKER, LOCTITE 68015
31	CL 000323001	2	WASHER
32	CLC000304801	2	VALVE, CARTRIDGE LOCK 1/8"
33	CL 001119804	6	SEAL, CARTRIDGE EXTERNAL
34	CL 001048101	2	SPACER
35	CL 0004646	2	PLUG, RETAINING
36	SB 0011973	1	TURN-TITE CLOSURE ASSEMBLY
37	CL 001011006	1	ELBOW, 90, 3/4NPT STREET
38	SB 0010884 S	0.02	SEALANT, HYDRAULIC
39	NC 001088402	0.1	THREADLOCKER, LOCTITE 222
40	CS 001125913	2	CONNECTOR, HYD. METRIC
42	CS 001042102	2	RING FOR ADAPTER
43	11 0009431	2	O-RING
44	VS 0010440	0.06	LUBRICANT, ANTI-SIEZE
45	CS 0010994	0.05	GREASE
47	H 00095001415	1	TAG, HYD. PLUG WARNING
49	VL 0010884	0.05	THREADLOCKER, LOCTITE 277
50	CS 000350402	1	CONNECTOR, 3/4NPT

Collet Closer Assembly, Main Spindle
(ELITE 51 Series Lathe)

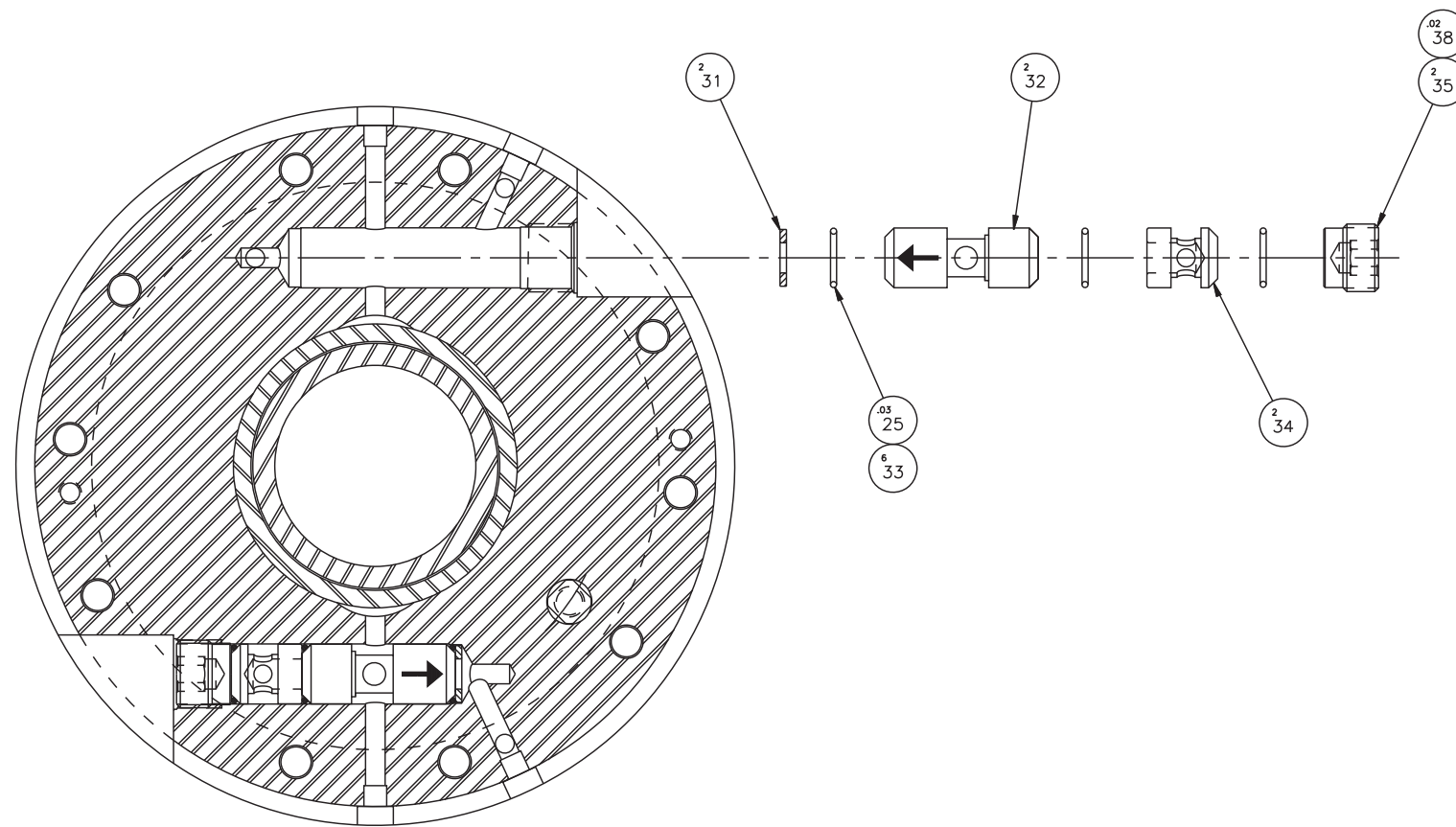


SECTION A-A

NAME COLLET CLOSER ASSY
51mm

PART NUMBER ML 0000006

**Collet Closer Assembly, Main Spindle
(ELITE 51 Series Lathe)**

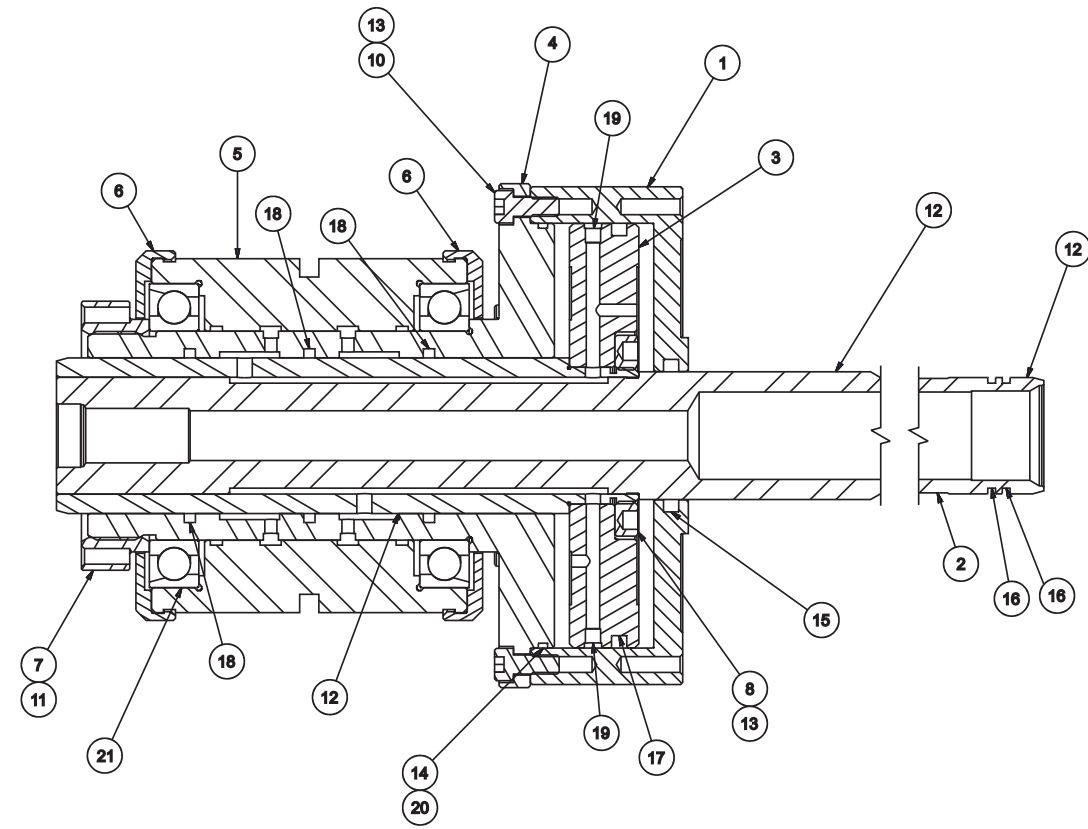
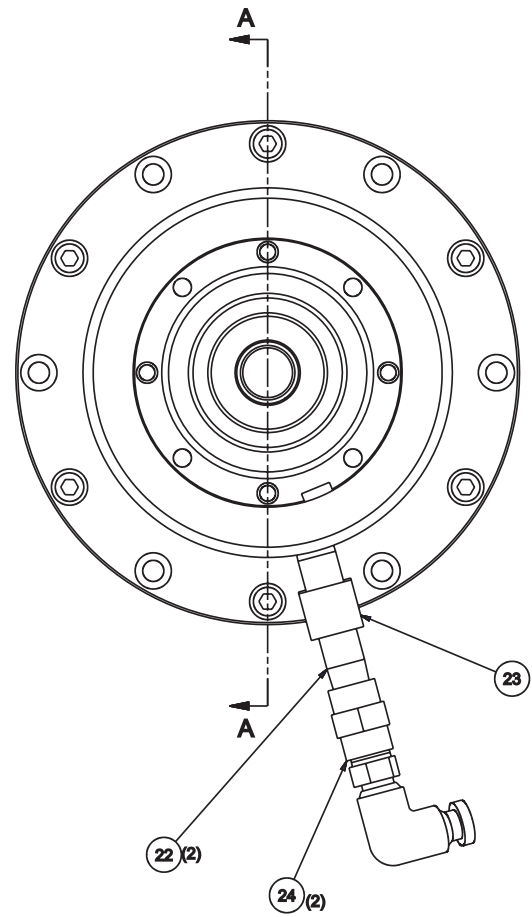


SECTION B-B

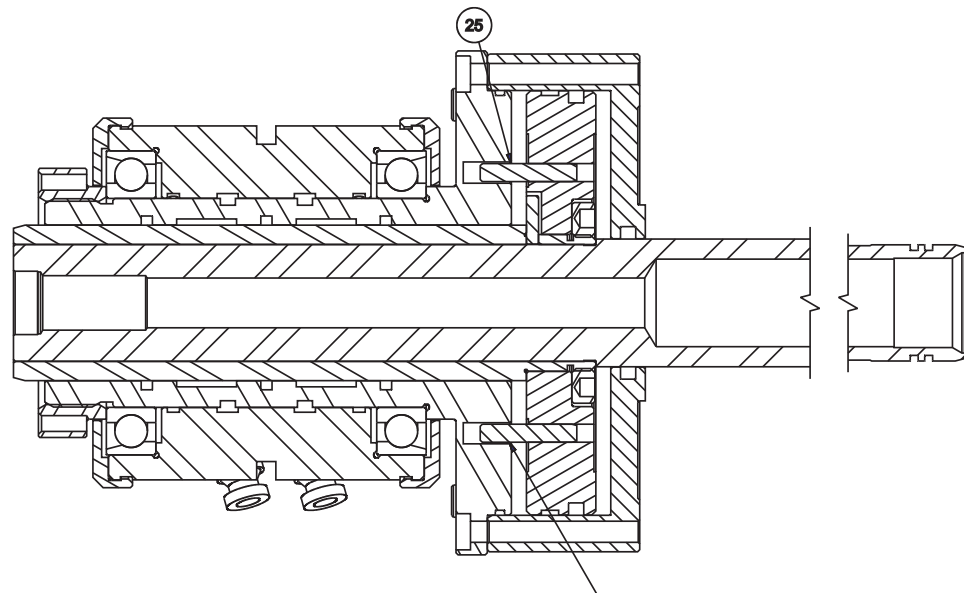
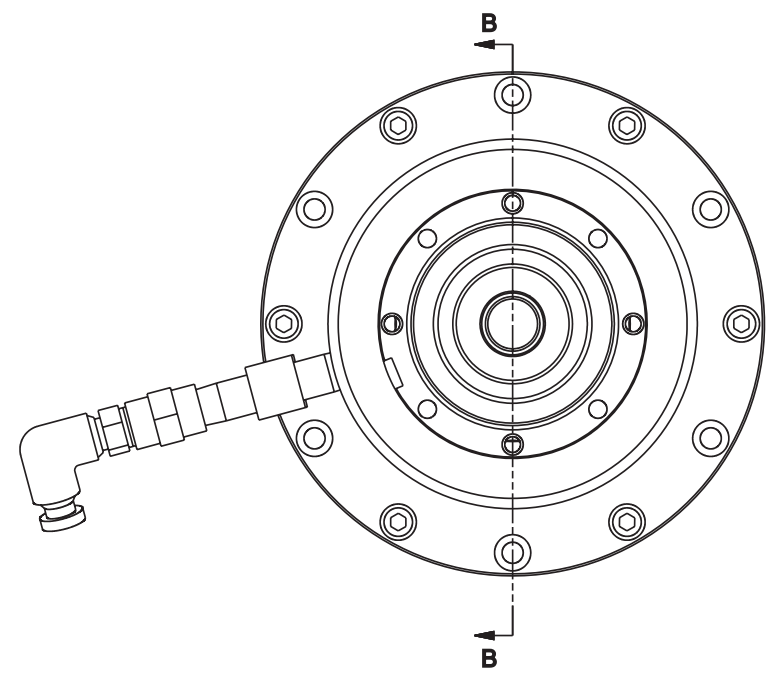
NAME COLLET CLOSER, 51mm PART NUMBER ML 0000006

ITEM	PART NUMBER	QTY	DESCRIPTION
1	ML 000048051	1	DRAWTUBE ASSY
2	CLA000049202	1	NUT, ABUTEMENT
3	MS 0103819	6	SCREW, SOC.HD.CAP M8X1.25X25
4	CS 0010994	0.05	GREASE
5	MW 0193810	6	WASHER, LOCK DIN-7980 M8X1.2
6	MS 0103514	4	SCREW, SOC.HD.CAP M5X.8X8MM
7	CL 000049203	1	NUT, ADJUSTING
8	CL 001076801	1	CAP, PISTON
9	NC 0010884	0.16	THREADLOCKER, LOCTITE 242
10	LCA0000407BB	1	HOUSING, RING
11	LC 0009259BBA	1	PISTON SLEEVE ASSY
12	CLA0004197	1	HOUSING, DRAIN
13	CLA000419701	1	BODY, HYDRAULIC INLET
14	CLC0008233	2	BEARING, COLLET CLOSER
15	MS 0103821	10	SCREW, SOC.HD.CAP M8X1.25X35
16	CLA001114301	1	PIN
18	56 000823101	6	RING, RETAINING
19	CL 0007335	1	SPRING, WAVE
20	CL 000943105	1	O-RING
21	CL 0007852	2	RING, SEALING (RIGHT)
22	CS 001125911	2	FITTING, 90 DEGREE ADAPTER
23	CL 0007703	6	PLUG, LEE
24	OR 0007276 V	2	O-RING
25	RF 0010994	0.10	GREASE, SILICONE
26	CL 000943101	3	O-RING
27	CS 000943129	1	O-RING
28	CL 000943103	1	O-RING
29	CL 000943102	2	O-RING
30	CN 0010884	0.01	RETAINING COMPOUND, LOCTITE 68015
36	CL 001197301	1	PLUG, TURN TITE EXPANSION
38	SB 0010884 S	0.01	SEALANT, HYDRAULIC
39	NC 001088401	0.1	THREADLOCKER, LOCTITE 222
40	CS 001125913	2	CONNECTOR, HYD. METRIC
41	11 0009431	2	O-RING
42	CS 001042102	2	RING FOR ADAPTER
43	CLB001030204CE	1	TAG, FINGER SHEAR
44	R 0008044	2	PIN, ESCUTCHEON
46	CL 001011006	1	ELBOW, 90, 3/4NPT STREET
48	CS 000350402	1	CONNECTOR

Collet Closer Assembly, Sub-Spindle
(ELITE 27MS Lathe)



SECTION A-A



SECTION B-B

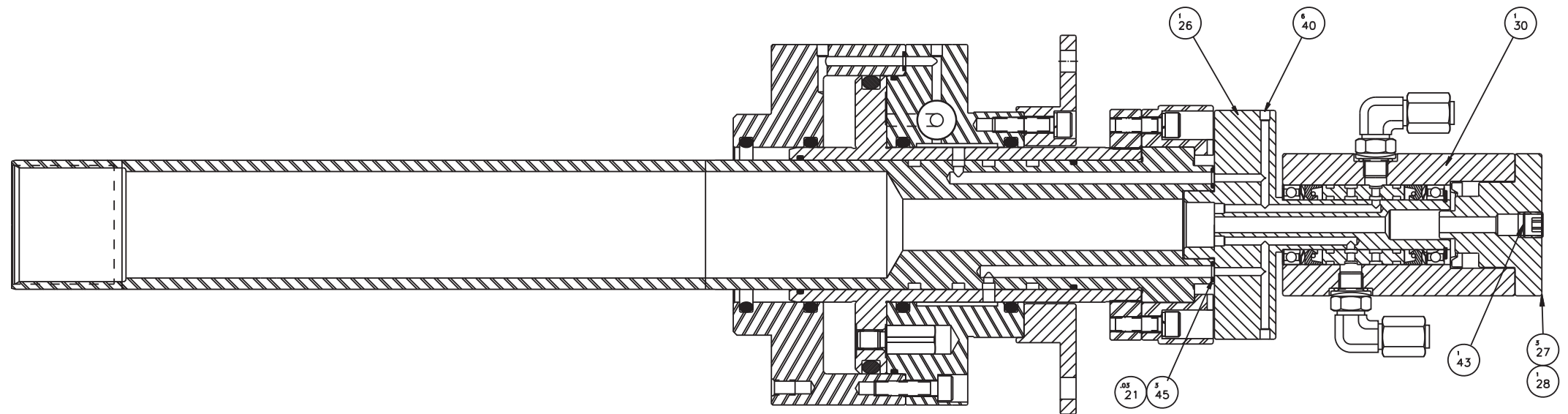
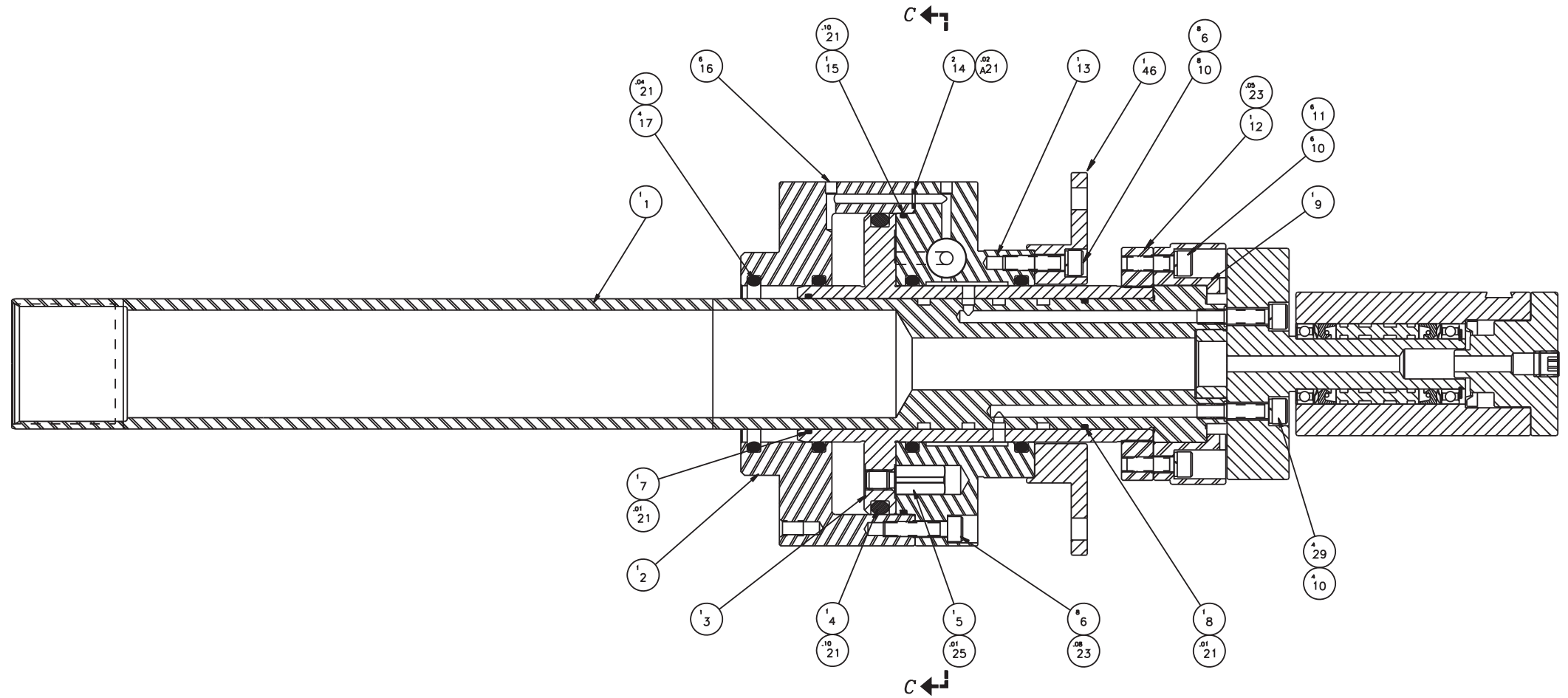
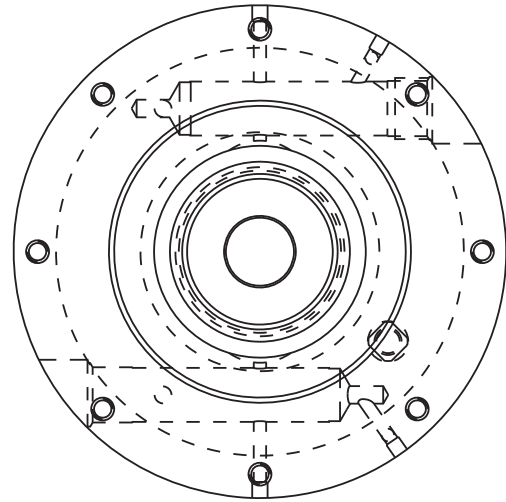
NAME CLOSER, 2ND OP.

PART NUMBER
MLA00000062N27

Collet Closer Assembly, Sub-Spindle
(ELITE 27MS Lathe)

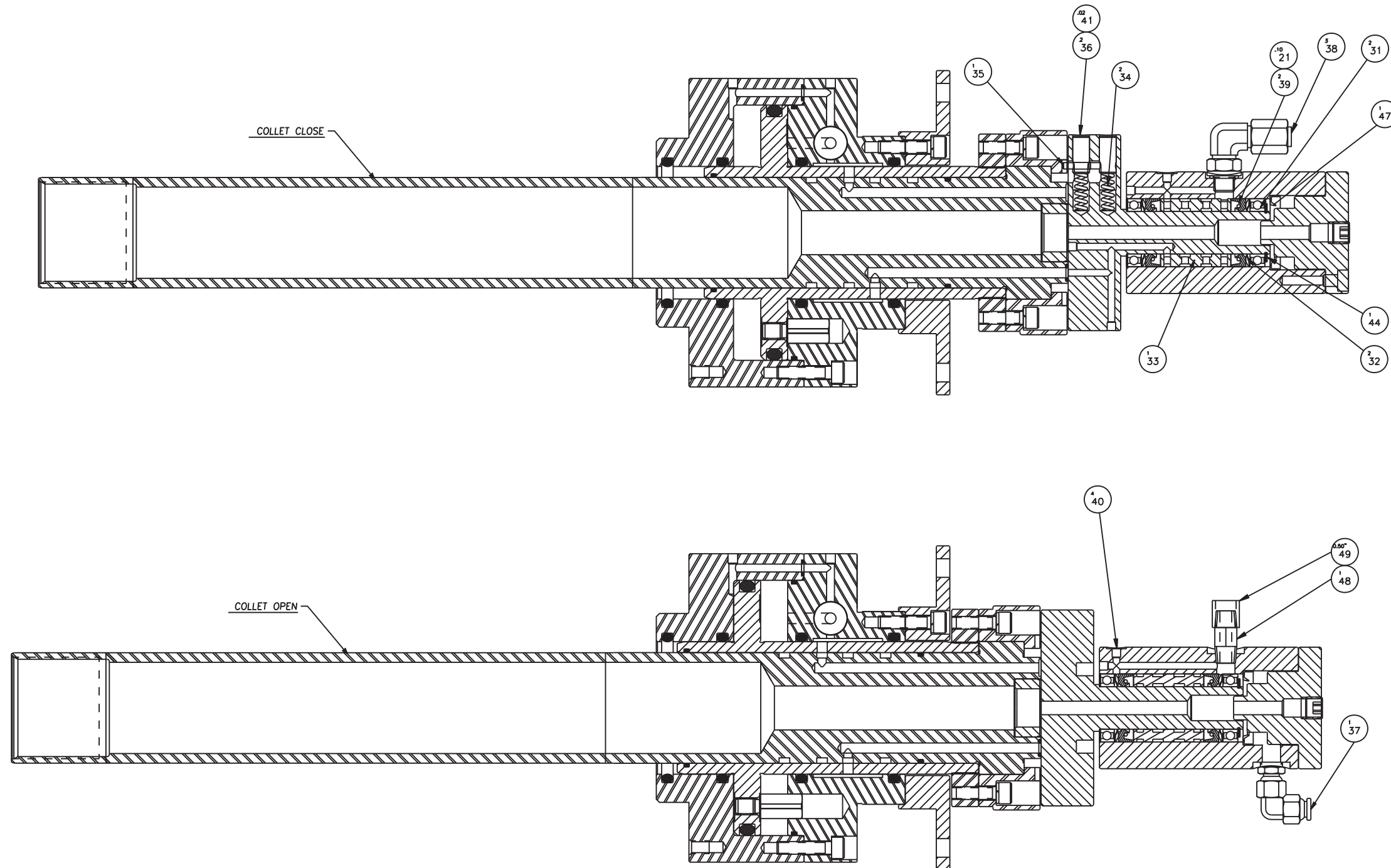
ITEM	PART NUMBER	QTY	DESCRIPTION
1	HGA00092622N	1	HOUSING
2	ML 0009259AN2N	1	ASSEMBLY, SLEEVE
3	HG 00092612N	1	PISTON
4	HGA0007703062N	1	SHAFT
5	HG 00077032N	1	ROTARY UNION
6	HG 00049372N	2	RETAINER, GREASE
7	HG 00004922N	1	NUT
8	HG 0004068012N	1	NUT
9	CD 0004629	1	PIN
10	MS 0103516	6	SCREW, SHCS, M5X0.8X12MM
11	CS 001088406	.01	LOCTITE 29021-GREEN
12	HG 0010440	.01	GREASE, ANTI-SEIZE
13	NC 001088402	.01	ADHESIVE, LOCTITE 222
14	OR 0006870	1	O-RING, 2-046
15	42 001115119	1	QUAD-RING, Q4219-366Y
16	40 001115123	2	QUAD-RING, Q4023-366Y
17	42 001115143	1	QUAD-RING, Q4243-366Y
18	41 001115130	3	QUAD-RING, Q4130-366Y
19	S 001070013	2	LEE PLUG, 5/32 SHORT
20	RF 0010994	.01	GREASE, SILICONE
21	HG 00041402N	1	BEARING, PAIR, COLLET CLOSER
22	ML 001109202	2	NIPPLE, PIPE 1/8 NPT x 2"
23	CN 0008221	2	TUBING
24	CT 001109601	2	COUPLING, 1/8NPT HEX
25	TL 0006648	2	PIN, DOWEL 3/16 X 1
27	ST 0007703	2	FITTING, AIR SWIVEL

Collet Closer Assembly, Sub-Spindle
(ELITE 42 and 51 Series Lathes)



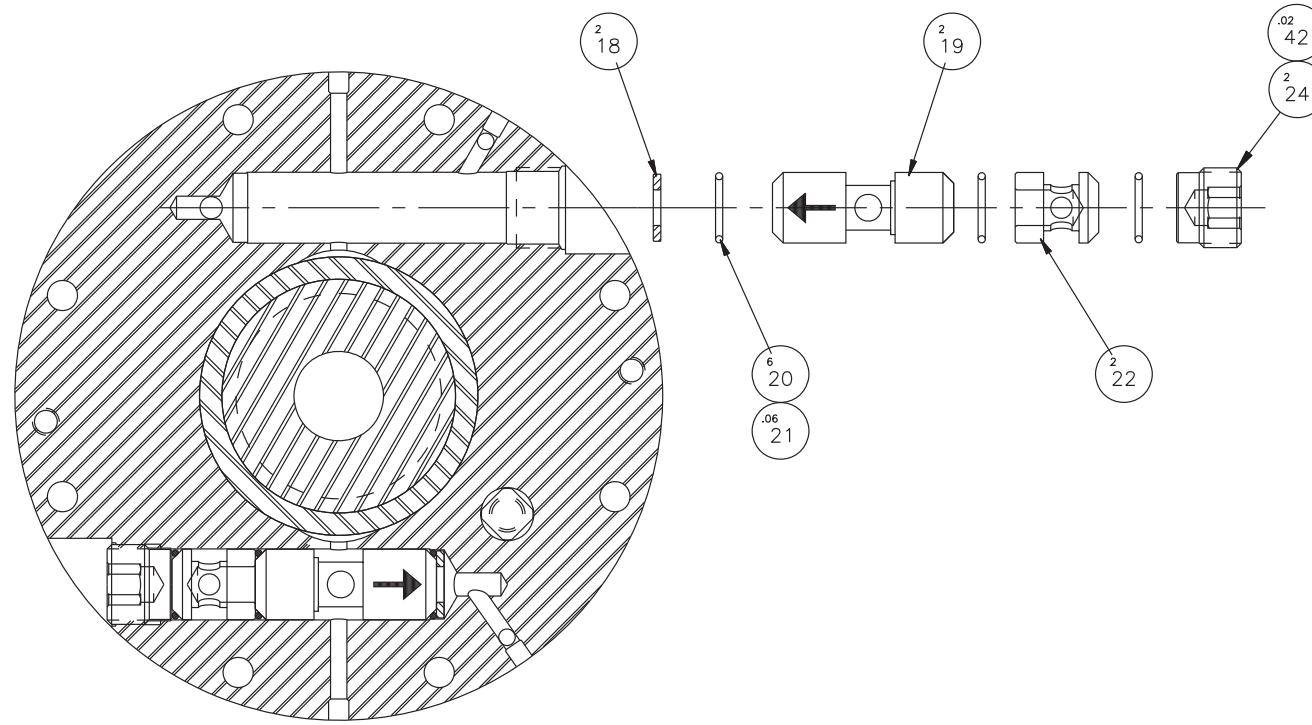
NAME COLLET CLOSER ASSEMBLY SUBSPINDLE-ML PART NUMBER MLA000000601

Collet Closer Assembly, Sub-Spindle
(ELITE 42 and 51 Series Lathes)



NAME COLLET CLOSER ASSEMBLY SUB SPINDLE-ML PART NUMBER MLA00000601

Collet Closer Assembly, Sub-Spindle
(ELITE 42 and 51 Series Lathes)



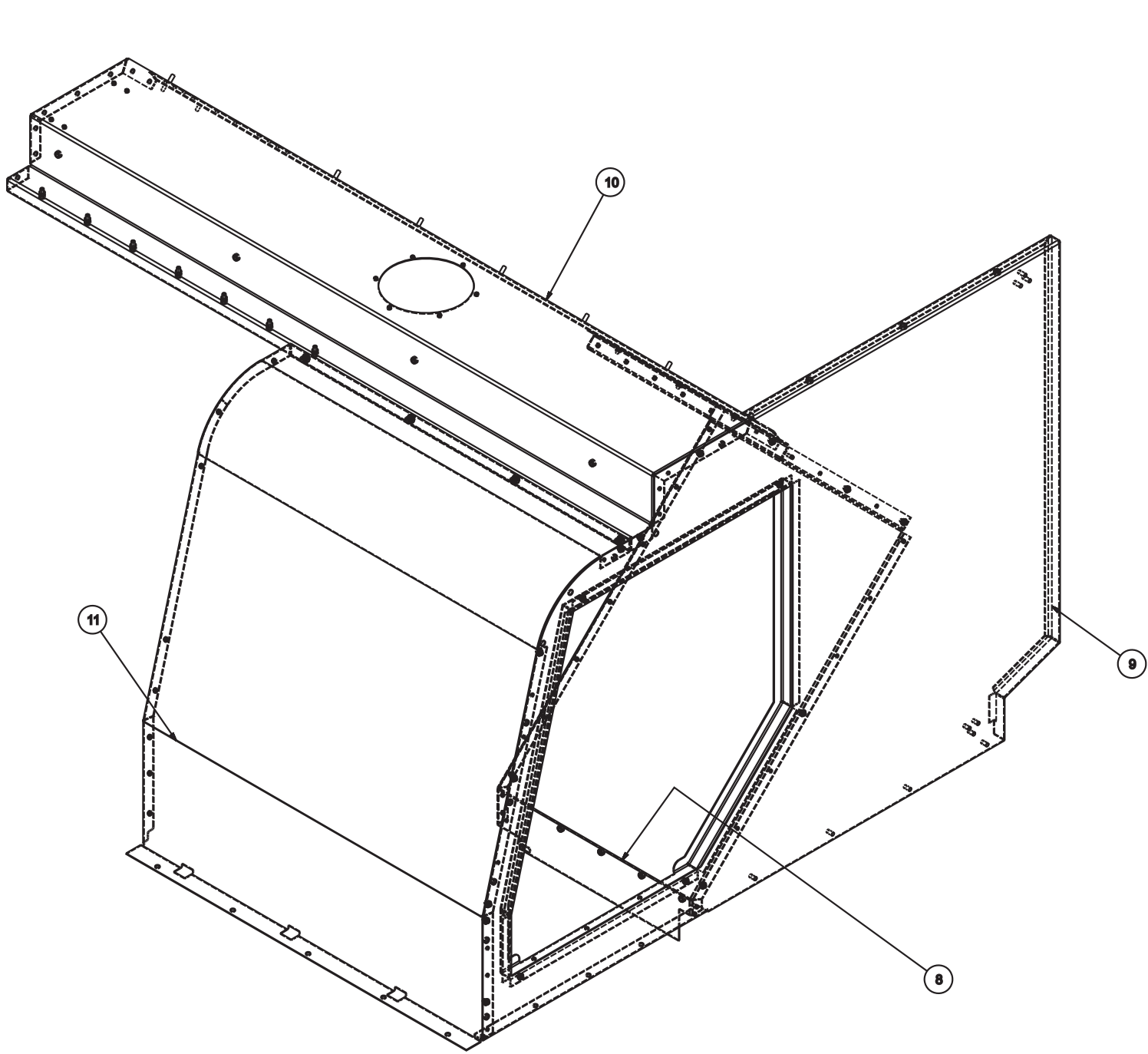
NAME
COLLET CLOSER ASSEMBLY
SUBSPINDLE -ML

PART NUMBER
MLA000000601

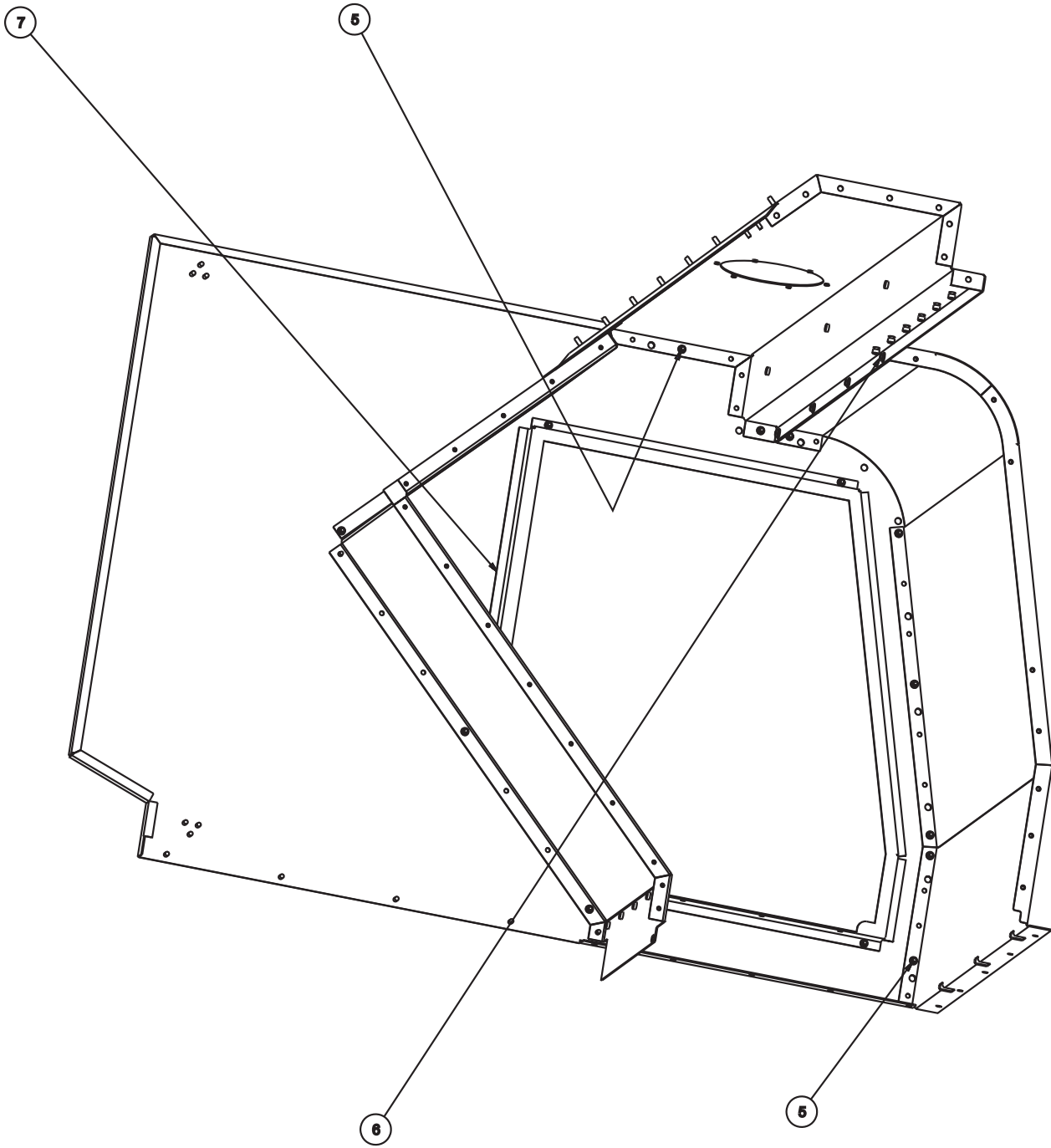
**Collet Closer Assembly, Sub-Spindle
(ELITE 42 and 51 Series Lathes)**

ITEM	PART NUMBER	QTY	DESCRIPTION	ITEM	PART NUMBER	QTY	DESCRIPTION
1	ML 000048004	1	DRAWTUBE	37	ST 0007703	1	CONNECTOR, 90 DEGREE SWIVEL
2	SGA000040703	1	HOUSING, RING	38	SG 0011259 N	3	NUT, MALE ELBOW-1/8 BSPP
3	LP 0009259 B	1	PISTON SLEEVE ASSY	39	LP 001119801	2	SEAL, OIL
4	SG 000943103	1	O-RING, 108 x 6MM	40	S 001070001	10	PLUG, LEE (ENGLISH)
5	SG 001114301	1	PIN	41	VS 0010440	0.02	GREASE, ANTI-SIEZE (MOLYLUBE)
6	MS 0103619	16	SCREW, SKHD CP M6 x 25MM	42	SB 0010884 S	0.02	SEALANT, HYDRAULIC
7	SG 000943133	1	O-RING, 53.0 x 2MM	43	5 0001467	1	PLUG, 1/8-27 PIPE
8	SG 000943132	1	O-RING, 48.0 x 2MM	44	LP 000823101	1	RING, RETAINING
9	SGA001110901	1	BUSHING, HANDLE	45	OR 0000305	3	O-RING
10	MW 0193610	18	WASHER, LOCK M6	46	LP 0010462S2	1	DISC, SPINDLE BRAKE
11	MS 0103618	6	SCREW, SKHD CP M6 x 20MM	47	LP 001119802	1	SEAL, OIL
12	SG 000049202	1	NUT, ABUTMEN	48	KH 000350401	1	NIPPLE, 1/8 HEX BRASS
13	SGA001076802	1	CAP, PISTON	49	SG 0007007	0.5"	TUBING, 1/2 OD
14	SG 000943102	2	O-RING, 3.8 x 1.5MM				
15	SG 000943105	1	O-RING, 115 x 2MM				
16	SG 0007703	6	PLUG, LEE (METRIC)				
17	SG 000943101	4	O-RING				
18	CL 000323001	2	WASHER				
19	CLC000304801	2	VALVE, CARTRIDGE LOCK				
20	CL 001119804	6	SEAL, CARTRIDGE (EXTERNAL)				
21	RF 0010994	0.47	GREASE, M55				
22	CL 001048101	2	SPACER				
23	NC 0010884	0.13	THREADLOCKER, LOCTITE 242				
24	CL 0004646	2	PLUG, RETAINING				
25	CN 0010884	0.01	RETAINING COMPOUND, LOCTITE 680				
26	LP 000079603	1	SHAFT, DISTRIBUTOR				
27	MS 0103516	3	SCREW, SKHD CAP M5 X 12MM				
28	LP 0000343RU	1	CAP, END				
29	MS 0103620	4	SCREW, SKHD CP M6 X 30MM				
30	LP 000419702	1	BODY, HYDRAULIC INLET				
31	LP 000823301	2	BEARING, HYDRAULIC INLET				
32	LP 000733501	2	SPRING, WAVE				
33	LP 001078511	1	BUSHING, INLET				
34	SG 000733502	2	SPRING, 0.24 DIA				
35	SG 0009873	1	PIN, LOCKING				
36	SG 000926103	2	PISTON				

Coolant Guard



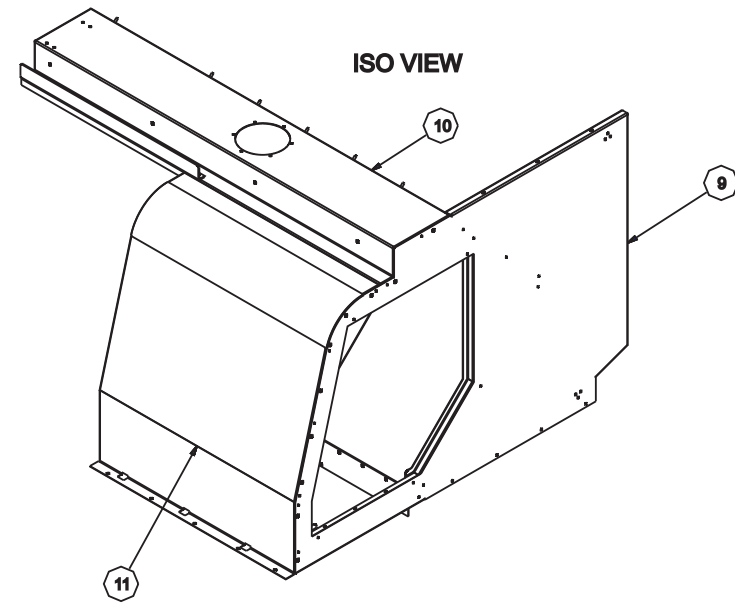
OUTSIDE VIEW



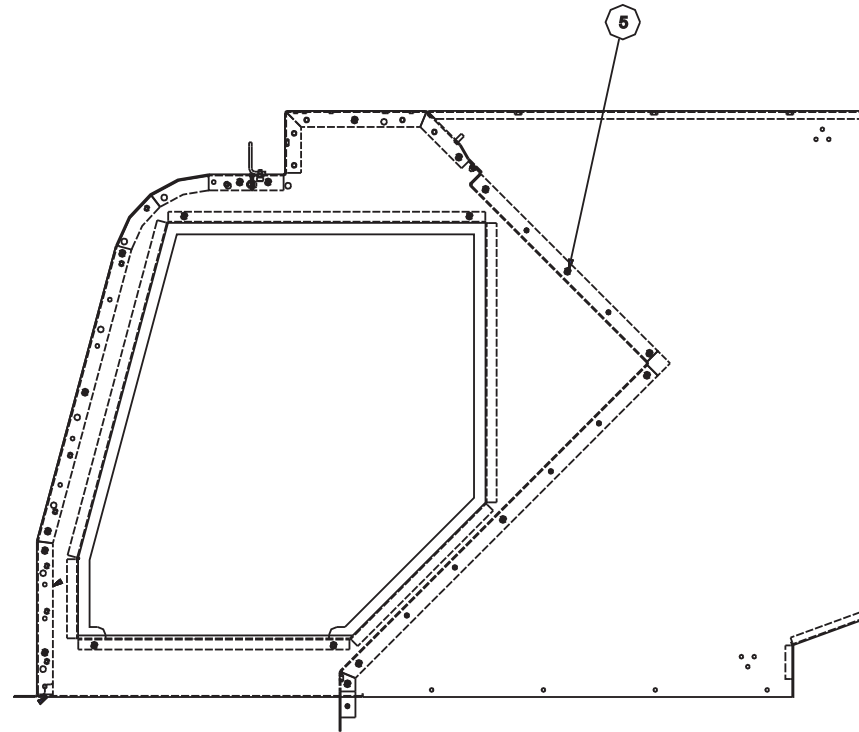
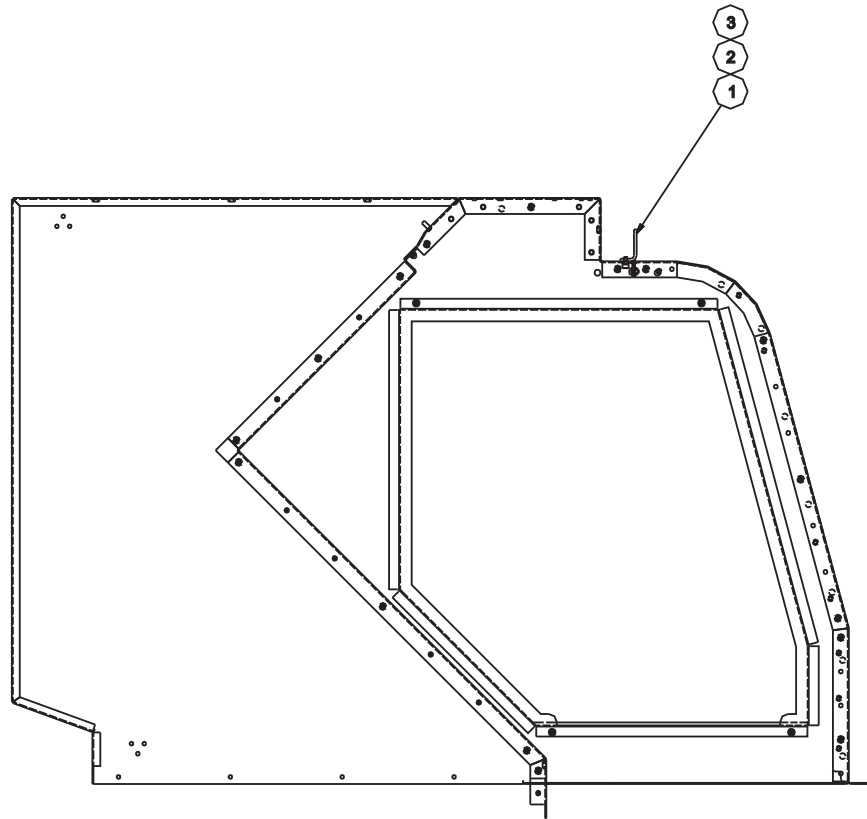
INSIDE VIEW

NAME
COOLANT GUARD

PART NUMBER
MLA0010453



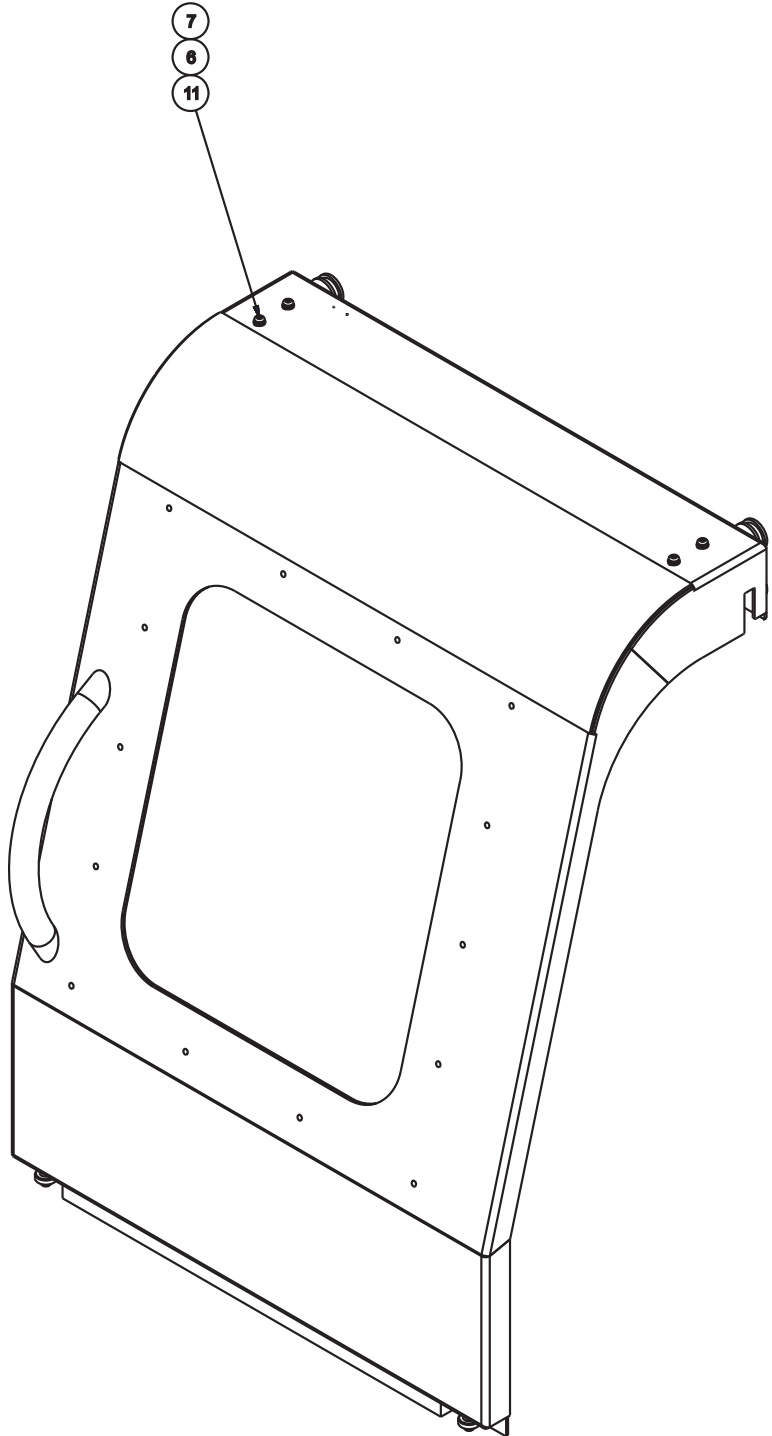
ITEM	PART NUMBER	QTY	DESCRIPTION
1	ML 000199049	1	RETAINER, UPPER DOOR
2	MW 0103610	7	WASHER, FLAT, STL, M6
3	MW 0193610	7	WASHER, LOCK, STL, M6
5	MN 0283510	23	NUT, SER HEX FLANGE, M5X0.8
6	MS 0303616SA	4	SCREW ASSEMBLY, 6MX1X12MM
7	DC 0010884PC	1	SEALER, DOW CORNING 737
8	ML 000641804	1	COVER, WAYCOVER RIGHT
9	ML 0000221CASF	1	RIGHT END, GUARD
10	ML 0000221TCF	1	TOP, GUARD
11	ML 0000221CAF	1	FRONT, GUARD
12	MS 0103616	7	SCREW, SHC, M6X1X12MM



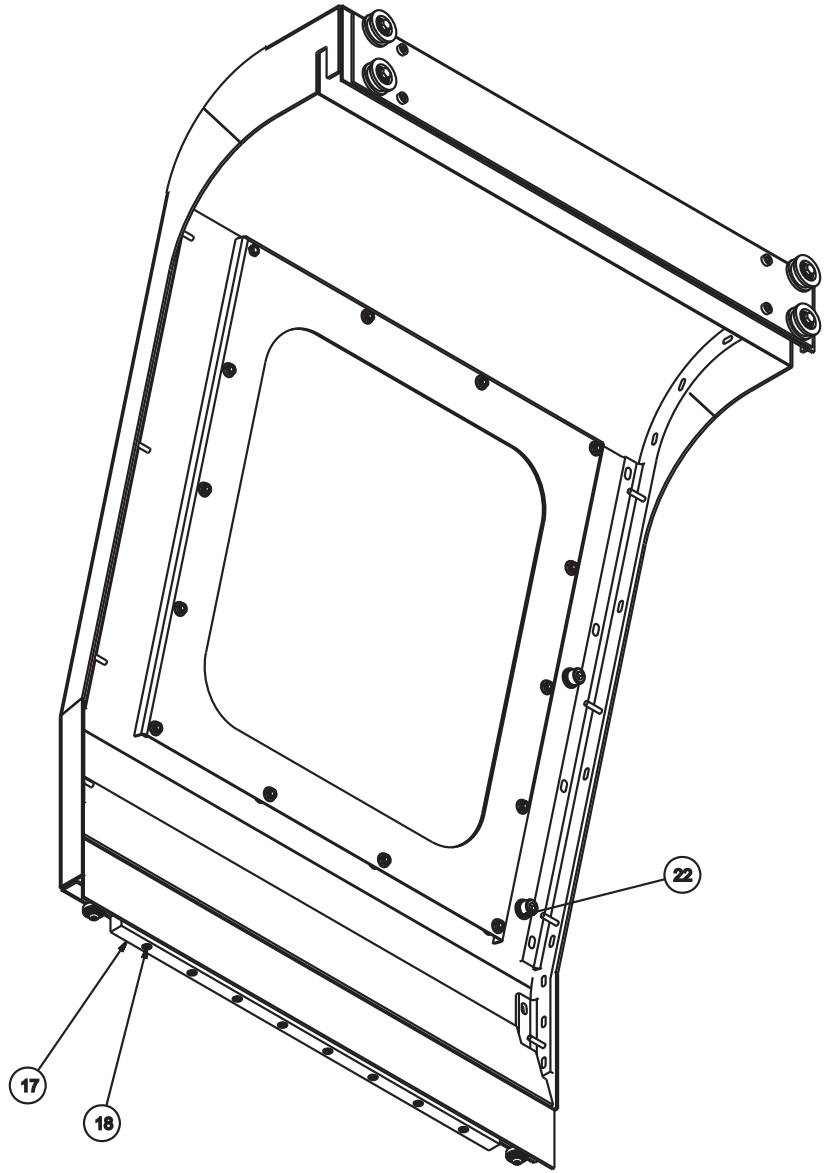
NAME
COOLANT GUARD

PART NUMBER
MLA0010453

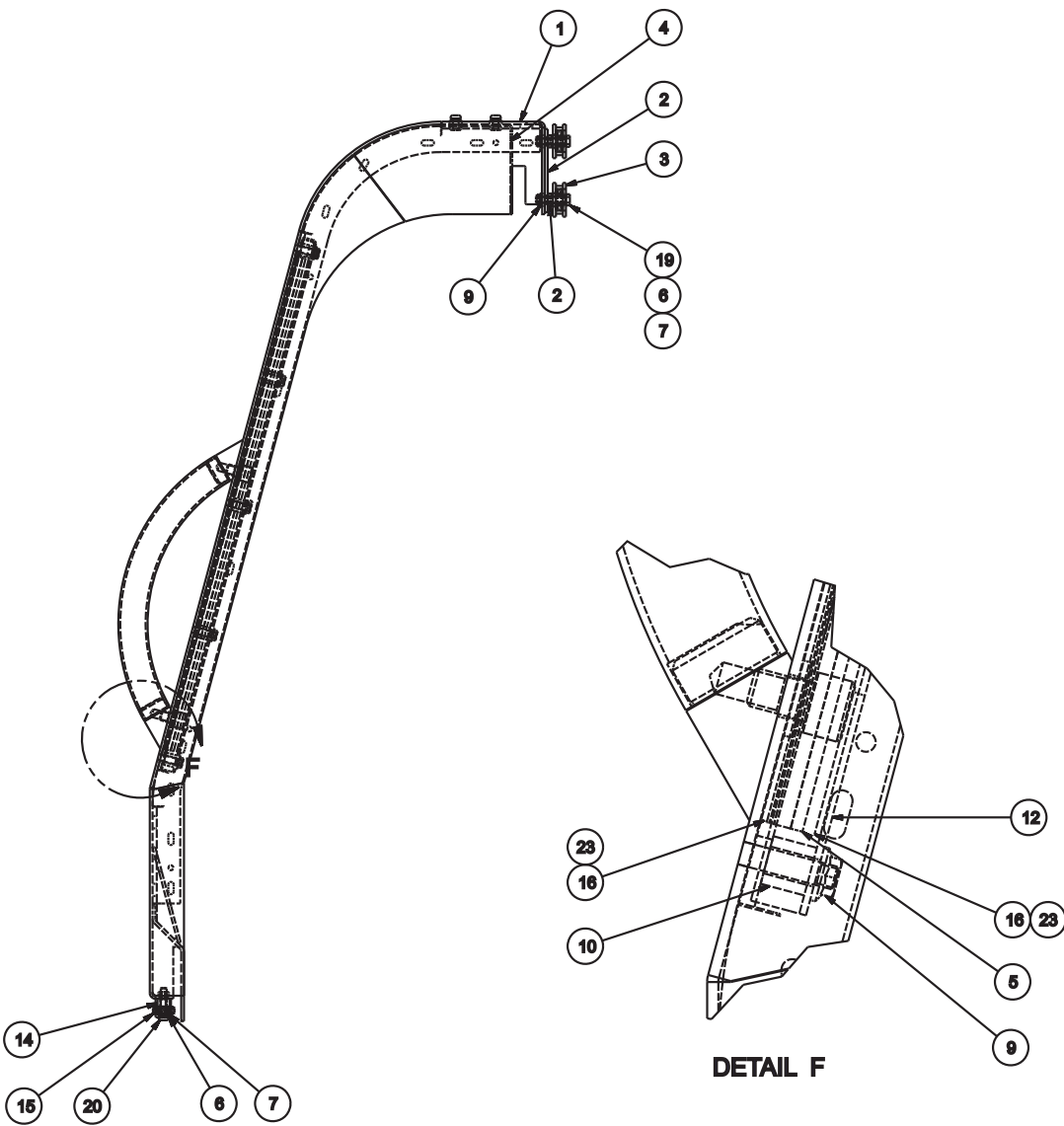
Coolant Guard Door



ISO VIEW



ISO VIEW

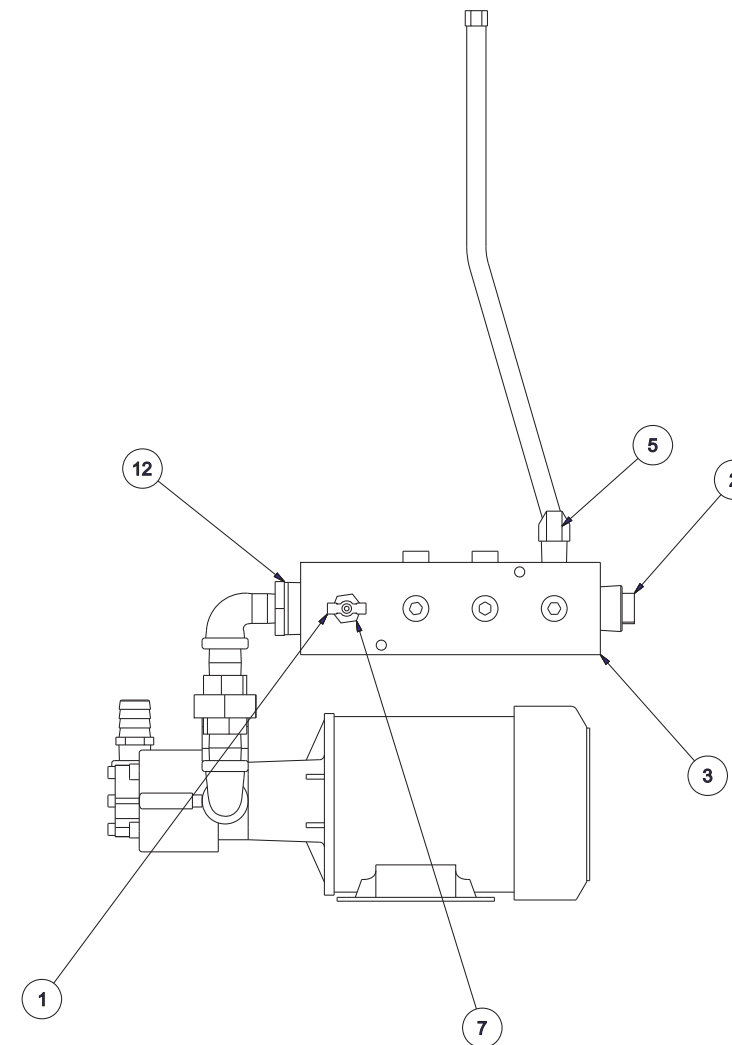
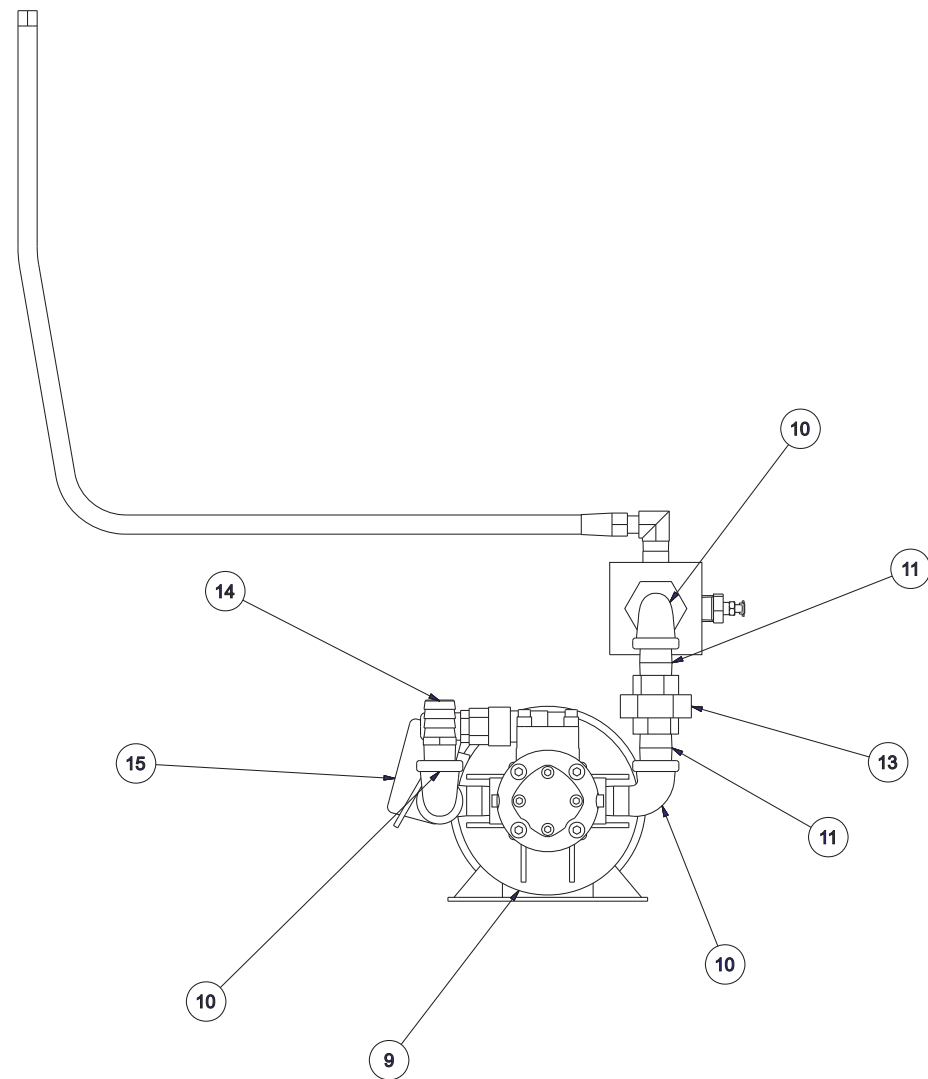


NAME: ASSEMBLY, MAIN GUARD DOOR PART NUMBER: ML 0000221FDA04

ITEM	PART NUMBER	QTY	DESCRIPTION
1	ML 0000221FD04	1	DOOR, MAIN GUARD
2	LC 000199011	1	MOUNTING PLATE, DOOR
3	LC 0011404	4	ROLLER ASSEMBLY, DOOR
4	ML 0001990DC	1	DEFLECTOR, COOLANT
5	CSB001044905	1	WINDOW, DOOR
6	MW 0193610	14	WASHER, LOCK, STL, M6
7	MW 0103610	14	WASHER, FLAT, STL, M6
9	MN 0283610	18	NUT, SER HEX FLANGE, M6X1
10	CS 001118206	14	BUSHING, WINDOW
11	MS 0303616	8	SCREW, BTHD M6X1X12MM
12	QB 000399047	1	FRAME, WINDOW
14	LC 0010568	6	BUSHING, DOOR ROLLER
15	AH 0011281	2	ROLLER BEARING
16	CS 001011633	2	GASKET, WINDOW
17	ML 0001990LDS	1	SUPPORT, LOWER DOOR
18	MS 0103518	8	SCREW, SHC, M5X0.8X20MM
19	MS 0153620	4	SCREW, HEX HD M6X1.0X30MM
20	MS 0303620	2	SCREW, BTHD M6X1X30MM
21	NC 0010884	1	THREADLOCKER, LOCTITE 242
22	DC 00010884PC	.02	SEALANT, DOW CORNING 737
23	ML 0010884	.2	ADHESIVE, 3M-1300
25	MS 0104017	2	SCREW, SHC, M10X1.5X16MM
26	MW 0104010	2	WASHER, FLAT, STL, M10
27	MW 0194010	2	WASHER, LOCK, STL, M10
28	NV 000699001A	1	HANDLE, DOOR

**Coolant System, Standard
(ELITE 27MS Lathe)**

ITEM	PART NUMBER	QTY	DESCRIPTION	ITEM	PART NUMBER	QTY	DESCRIPTION
1	AH 0011552	1	VALVE, BLEEDER	9	HG 0003325NP	1	PUMP, COOLANT
2	LP 000770303	1	PLUG, 1-1/4" NPTF, SQ HD, STL	10	AH 0010110G	4	3/4" 90 DEG STREET ELBOW-GALVANIZED
3	LP 001023401	1	MANIFOLD, COOLANT	11	CS 0003504	2	NIPPLE CLOSE 3/4 PIPE
4	TM 0006992	5	1/2-14 DRYSL PIPE PLUG STL	12	HG 0009424RBG	1	BUSHING REDUCER 1-1/4 TO 3/4" NPT
5	ML 000770301	1	ELBOW, 1/2 NPTM TO -6 JIC MALE	13	HG 000770211G	1	PIPE UNION 3/4" NPT-GALVANIZED
6	ML 000800101	1	HOSE, COOLANT	14	GK 0008384	1	CONN. HOSE BARB 3/4ID 1/2NPT
7	SN 0009424	1	BUSHING, 1/2 NPT-M TO 1/8 NPT-F	15	LC 001129801	1	SUPPRESSOR SURGE 400V
8	SB 0010884 S	1	SEALANT, HYDRAULIC				

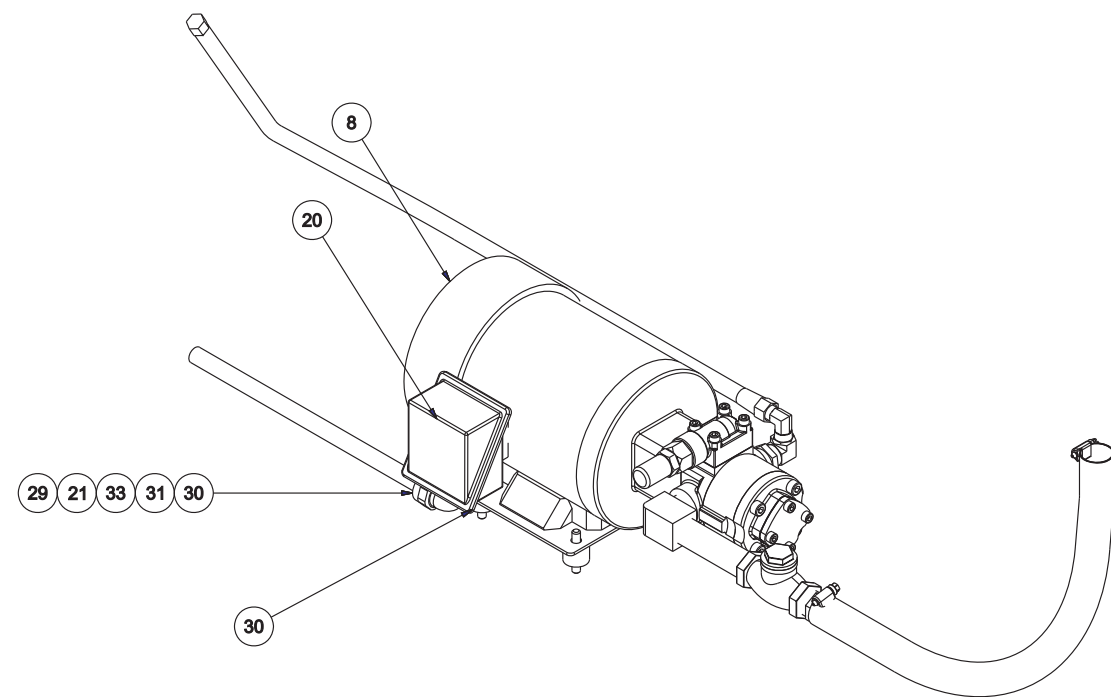
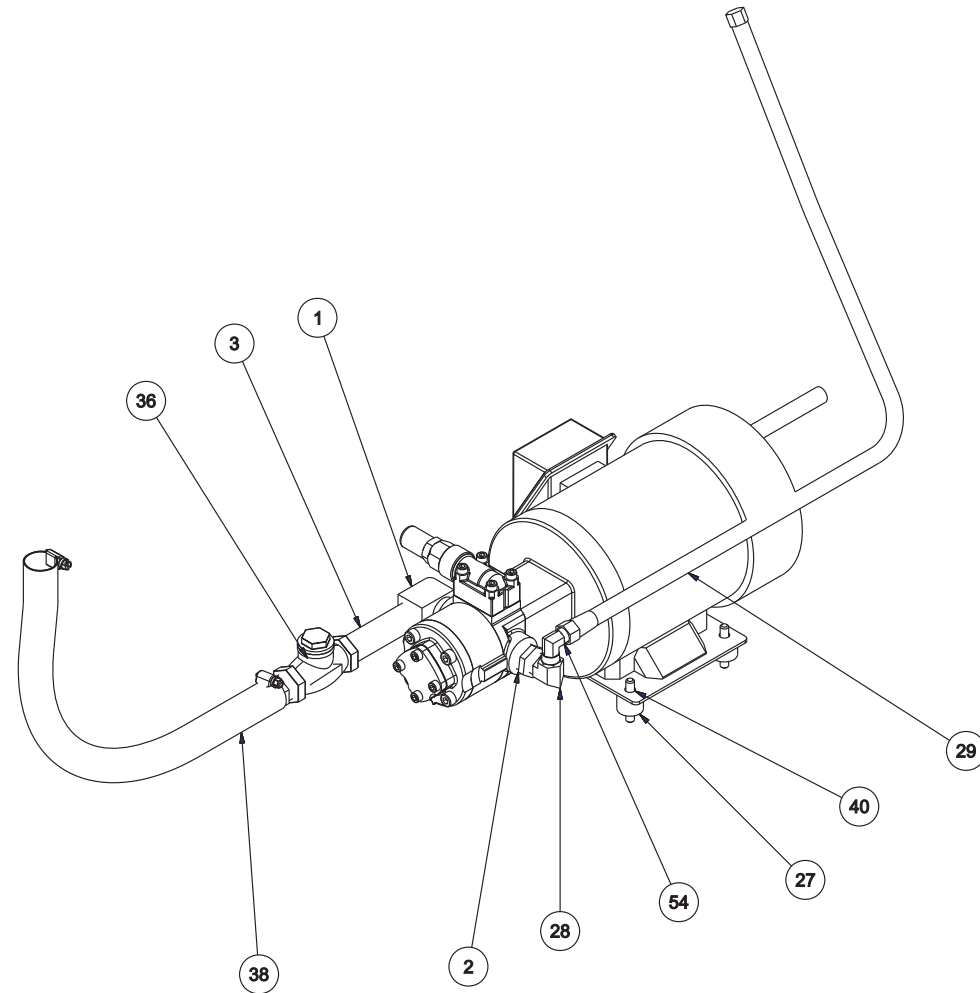


NAME
COOLANT, FACILITIES - ELITE 27

PART NUMBER
ML 000331027

**Coolant System, Standard
(ELITE 42 and 51 Series Lathes)**

ITEM	PART NUMBER	QTY	DESCRIPTION	ITEM	PART NUMBER	QTY	DESCRIPTION
1	CL 001011006	1	ELBOW 90 3/4NPT STREET	31	DB 00092079B	1	NUT, COMPRESSION, F2
2	LC 000770305	1	REDUCER 3/4NPTM-1/2NPTF	32	DB 00092079J	1	GROMMET, F2, .375-.438
3	4 0010109	1	3/4 X 4 BLK IRON PIPE NIPPLE	33	DB 0009207 W	1	WASHER, CONNECTOR
8	SR 0003325CE-01	1	TROCHOID PUMP	35	AH 0011508	1	NUT, LOCK
20	LC 001129801	1	SUPPRESSOR	36	CS 0011452	1	3/4" NPT CHECK VALVE
21	50 0010226	1	GASKET	37	GK 0008384	1	CONN. HOSE BARB 3/4ID 1/2NPT
24	SB 0010884 S	0.01	HYDRAULIC SEALANT	38	CL 0006965	24	HOSE, 1" SOFT PVC REINFORCED
27	QC_0003325LMT	4	MOUNT, COOLANT PUMP ISOLATOR	39	SB 000696602	2	CLAMP HOSE 13/16 TO 1-1/2"
28	AM 001133816	3	ELBOW 90 DEGREE MALE 1/2 NPT - 6 JIC	40	MN 0283810	8	NUT, SER HEX FLNG, M8X1.25
29	ML 000800101	2	HOSE, COOLANT	54	AM 001157202	1	ELBOW, 90 DEGREE SWIVEL NUT
30	SB 0010785	1	BODY, 90 DEG. CONNECTOR				



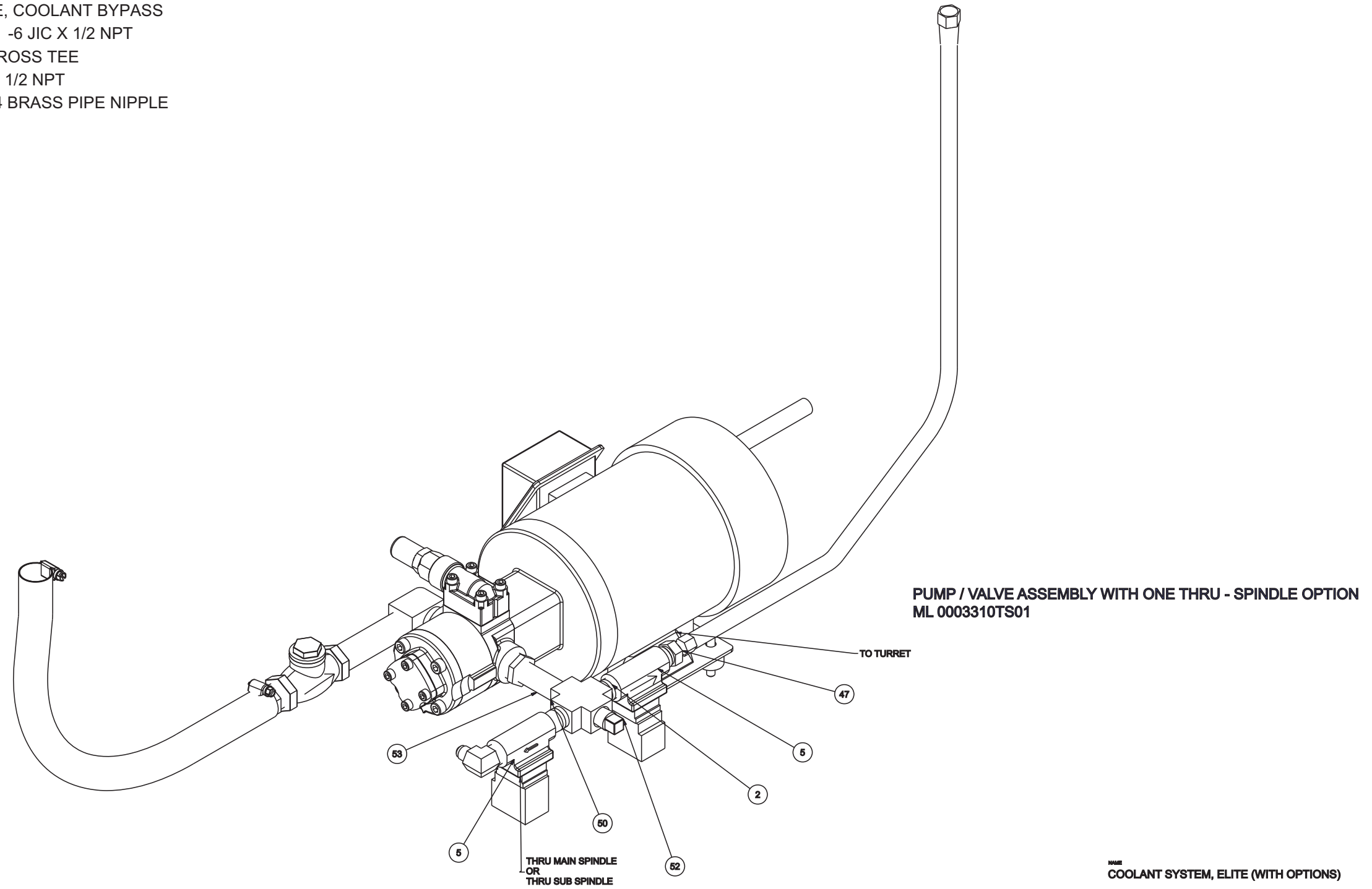
**STANDARD PUMP / VALVE ASSEMBLY
MLC0003310**

NAME
COOLANT SYSTEM, ELITE (WITH OPTIONS)

PART NUMBER
MLC0003310

**Coolant System Valve Assembly, One Thru-Spindle Coolant Option
(ELITE 42 and 51 Series Lathes)**

ITEM	PART NUMBER	QTY	DESCRIPTION
2	CN 0011092	2	NIPPLE, 1/2 NPT CLOSE
5	QCB0003048CBYP	3	VALVE, COOLANT BYPASS
47	VL 001078602	1	CONN -6 JIC X 1/2 NPT
50	ML 0001914	1	1/2" CROSS TEE
52	VL 0001914	1	PLUG, 1/2 NPT
53	VL 000770244	1	1/2 X 4 BRASS PIPE NIPPLE

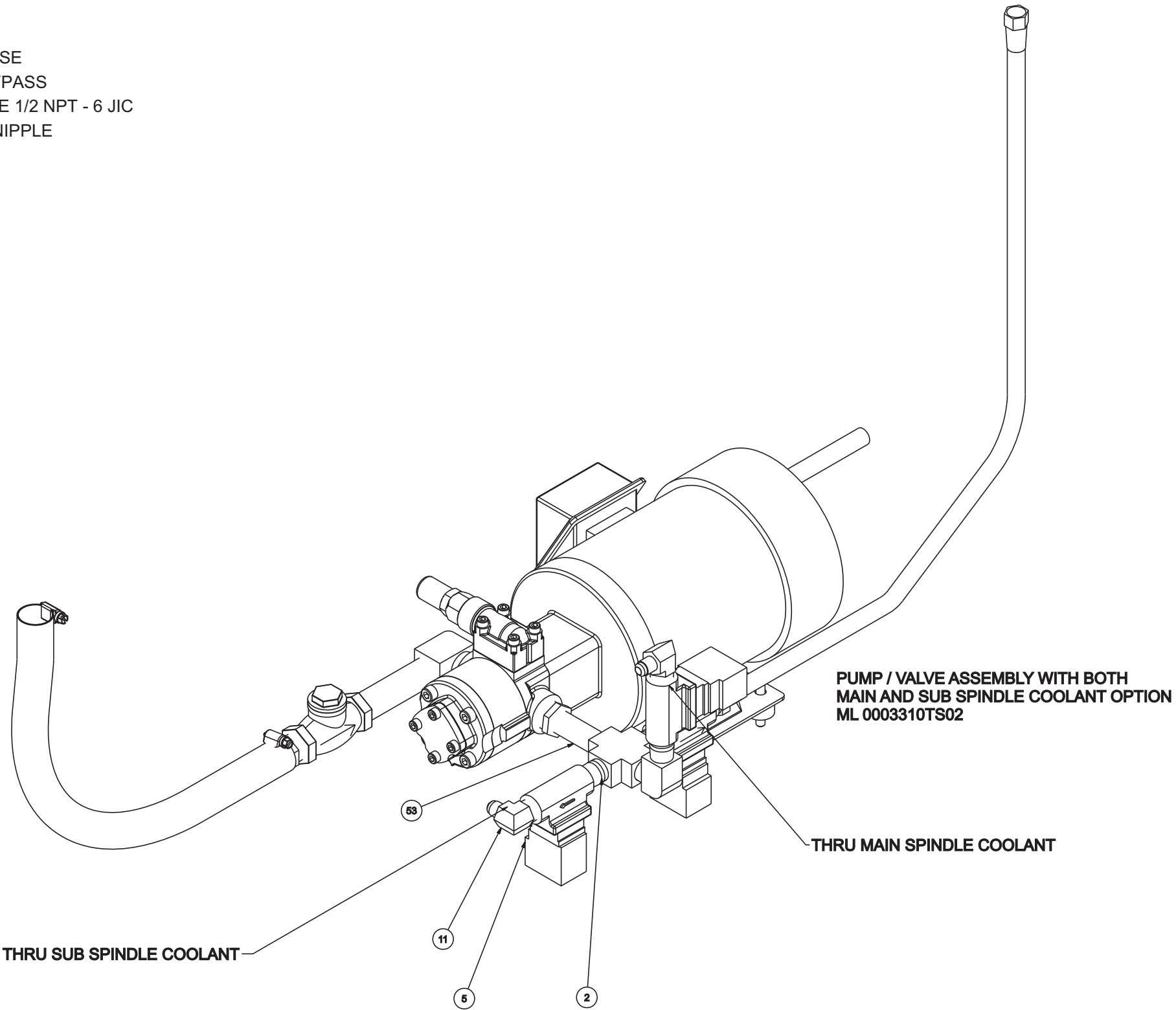


NAME
COOLANT SYSTEM, ELITE (WITH OPTIONS)

PART NUMBER
MLC0003310

**Coolant System Valve Assembly, Both Thru-Spindle Coolant Options
(ELITE 42 and 51 Series Lathes)**

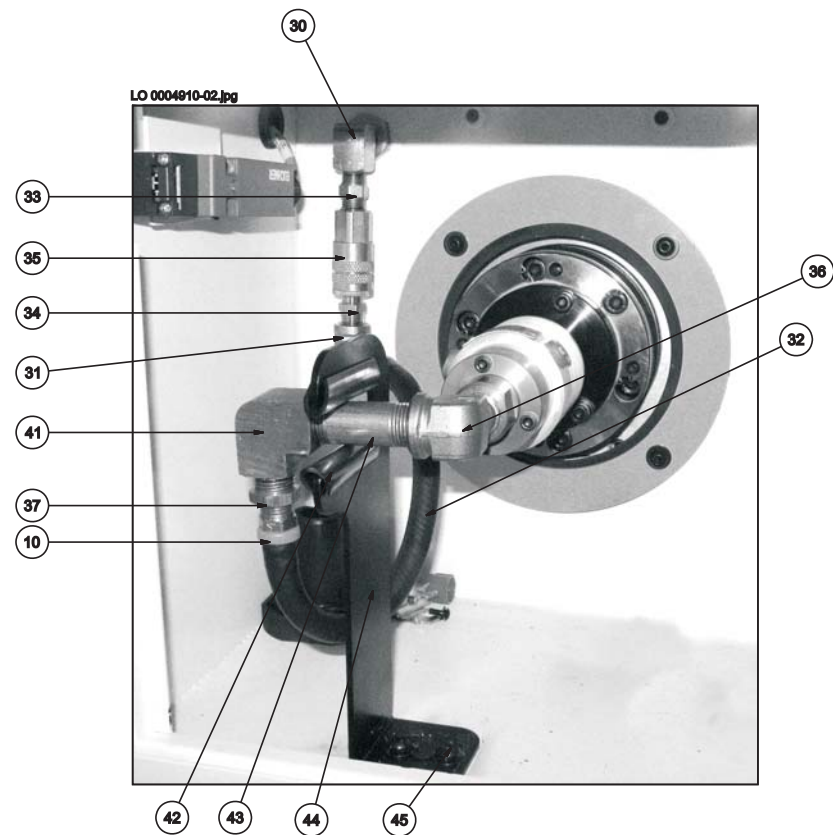

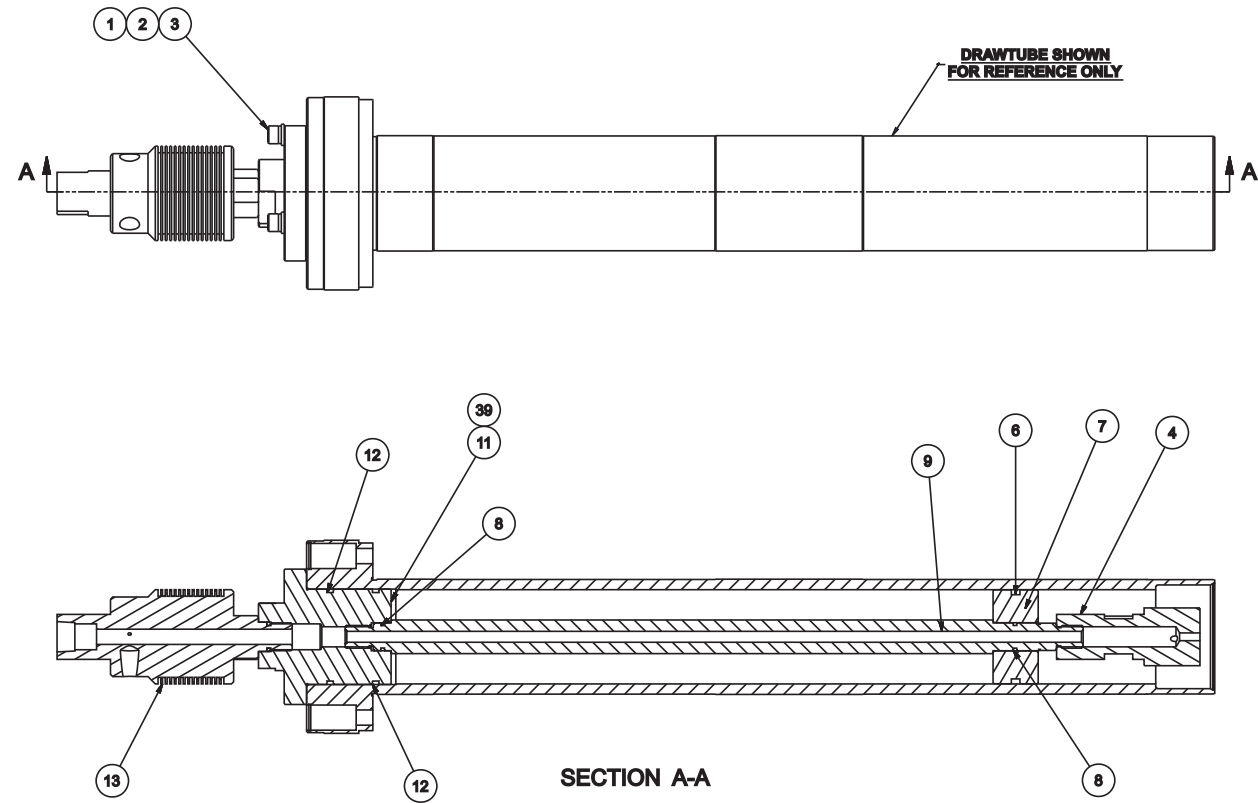
ITEM	PART NUMBER	QTY	DESCRIPTION
2	CN 0011092	2	NIPPLE, 1/2 NPT CLOSE
5	QCB0003048CBYP	1	VALVE, COOLANT BYPASS
28	AM 001133816	1	ELBOW 90 DEG MALE 1/2 NPT - 6 JIC
53	VL 000770244	1	1/2 X 4 BRASS PIPE NIPPLE



NAME
COOLANT SYSTEM, ELITE (WITH OPTIONS)

PART NUMBER
MLC0003310

**Coolant System, Thru Main Spindle Coolant Option
(ELITE 42 Series Lathe)**



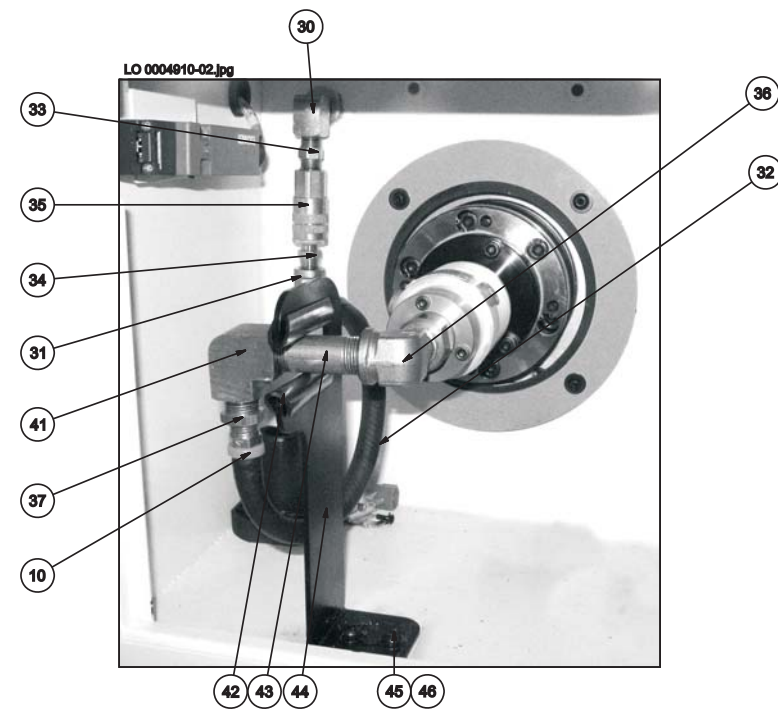

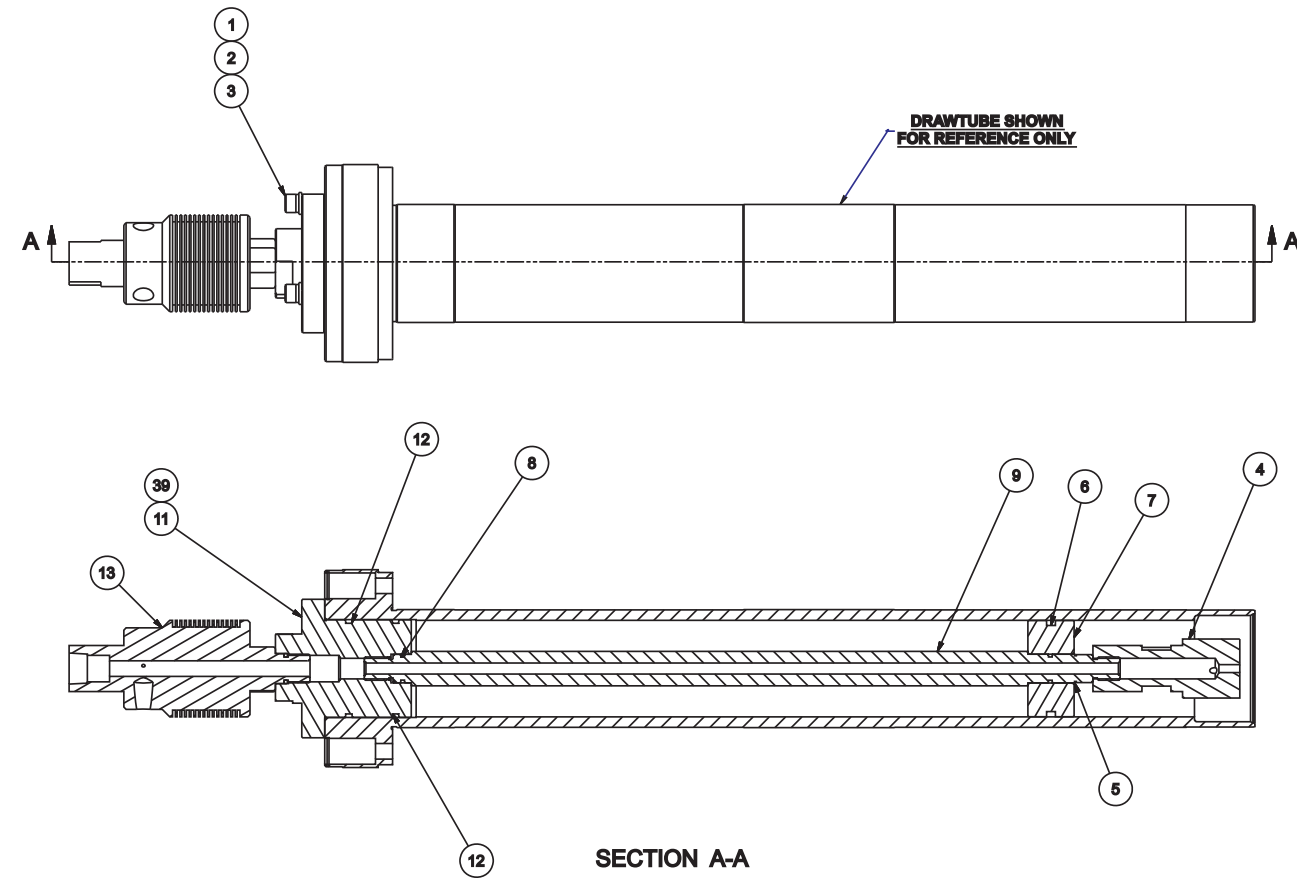
NAME
COOLANT SYSTEM, ELITE (WITH OPTIONS)

PART NUMBER
LO 0005159

**Coolant System, Thru Main Spindle Coolant Option
(ELITE 42 Series Lathe)**

ITEM	PART NUMBER	QTY	DESCRIPTION
1	MS 0103518	3	SCREW SOC HD CAP M5 X 8 X 20
2	MW 0193510	3	WASHER LOCK DIN-7980 M5X.8
3	MW 0103510	3	WASHER FLAT M5 X .8 STEEL
4	31110000000011	1	NOZZLE, COOLANT #22 B & S
5	59 000823102	1	RING RETAINING
6	OR 0002327	1	O RING
7	CS 0004817	1	BUSHING END SUPPORT
8	OR 0000810	2	"O" RING
9	CSA000073101	1	SHAFT, LONG
10	CS 000838420	2	1/4 TO 1/4 PSHLOK HOSE FITTING
11	QC 0002883TSS	1	BODY COOLANT SUB-SPINDLE
12	OR 0002135	2	"O" RING
13	QC 000770308	1	UNION, ROTARY COOLANT/AIR/DRY
14	ML 000770304	1	CONN -6 JIC TO 3/8 ID HOSE
15	CC 000770301	1	ADAPTER BULKHEAD
16	AM 001129506	1	ELBOW 45 DEG. MALE
20	ML 000800102	108	HOSE 3/8" ID PRKER
22	ML 0003010TSC	1	CABLE PKG THRU SPINDLE COOL
23	LC 000812203	1	RELAY MINI 24VDC
24	LC 0009623	1	CLIP RETAINING
25	QC 0009207	1	CORD GRIP .12-.28 1/2NPT
26	50 0010226	1	GASKET ASSEMBLY 1/2 INCH
27	AH 0011508	1	NUT LOCK
28	LM 0008104	6	TIE, CABLE
29	AD 0008104	6	TIE, PLASTIC
30	AO 0010786	1	ELBOW, STREET MALE GEN TEXT
31	HG 0010110	1	ELBOW, UNION 1/4
32	CS 000696504	9	HOSE 1/4 ID
33	AO 0007710	1	HEX NIPPLES
34	HS 0007703VN	1	NIPPLE, QUICK DISCONNECT
35	HS 0007703VC	1	COUPLING, QUICK DISCONNECT
36	SB 0003522	1	ELBOW 90 STREET
37	TT 000770305	1	BUSHING, 1/4 - 3/8 NPT
38	SB 0010884 S	1	SEALANT, HYDRAULIC
39	MC 0010994	0.1	GREASE, SILICONE
41	MC 000770207	1	ELBOW, 3/8 BRASS 90 DEG UNION
42	RF 0011499	6	STRIP, NYLATRON WEAR
43	MC 000770208	1	NIPPLE 3/8 X 3" LONG BRASS
44	ML 0001990TSAR	1	BRACKET, ANTI ROTATION
45	MN 0283610	2	NUT M6X1.0 SER HEX FLNG
46	MS 0303617SA	2	SCREW ASSEMBLY M6X1X16MM

Coolant System, Thru Main Spindle Coolant Option
(ELITE 51 Series Lathe)



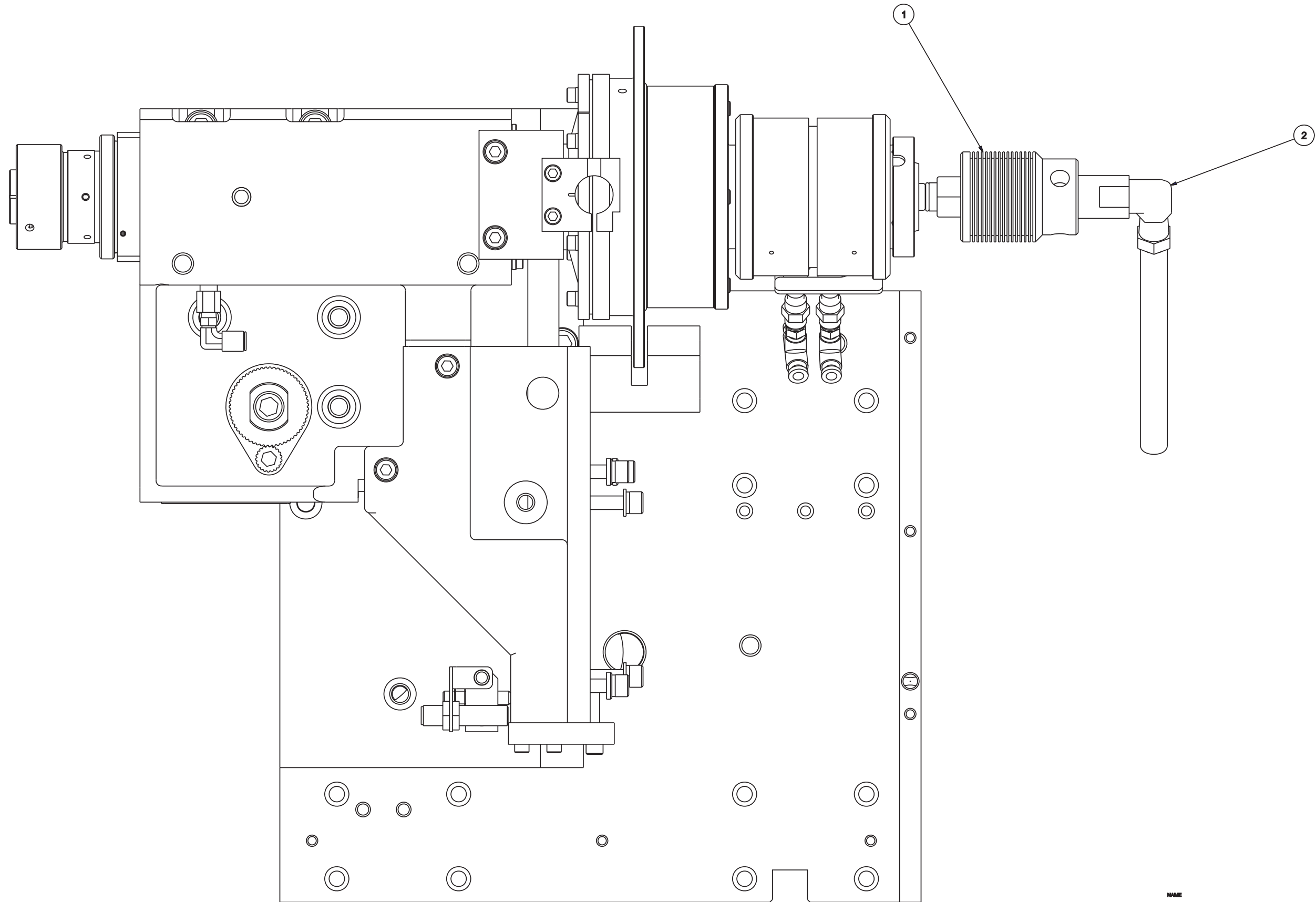
NAME
COOLANT SYSTEM, ELITE (WITH OPTIONS)

PART NUMBER
LO 0005159

**Coolant System, Thru Main Spindle Coolant Option
(ELITE 51 Series Lathe)**

ITEM	PART NUMBER	QTY	DESCRIPTION
1	MW 0193610	3	WASHER, LOCK, STL, M6
2	MW 0103610	3	WASHER, FLAT, STL, M6
3	MS 0103619	3	SCREW, SHCS, M6X1X25MM
4	31110000000011	1	NOZZLE, COOLANT #22 B & S
5	59 000823102	1	RING RETAINING
6	OR 0003329	1	"O" RING
7	CL 0004817 T	1	BUSHING, END SUPPORT
8	OR 0000810	2	"O" RING
9	CSA000073101	1	SHAFT, LONG
10	CS 000838420	2	1/4 TO 1/4 PSHLOK HOSE FITTING
11	QC 0002883 T	1	BODY, COOLANT
12	OR 0002135	2	"O" RING
13	QC 000770308	1	UNION, ROTARY COOLANT/AIR/DRY
14	ML 000770304	1	CONN -6 JIC TO 3/8 ID HOSE
15	CC 000770301	1	ADAPTER BULKHEAD
16	AM 001129506	1	ELBOW 45 DEG. MALE
20	ML 000800102	108	HOSE 3/8" ID PRKER
22	ML 0003010TSC	1	CABLE PKG THRU SPINDLE COOL
23	LC 000812203	1	RELAY MINI 24VDC
24	LC 0009623	1	CLIP RETAINING
25	QC 0009207	1	CORD GRIP .12-.28 1/2NPT
26	50 0010226	1	GASKET ASSEMBLY 1/2 INCH
27	AH 0011508	1	NUT LOCK
28	LM 0008104	6	CABLE TIE
29	AD 0008104	6	TIE, PLASTIC
30	AO 0010786	1	ELBOW, STREET MALE GEN TEXT
31	HG 0010110	1	ELBOW, UNION 1/4
32	CS 000696504	9	HOSE 1/4 ID
33	AO 0007710	1	HEX NIPPLES
34	HS 0007703VN	1	NIPPLE, QUICK DISCONNECT
35	HS 0007703VC	1	COUPLING, QUICK DISCONNECT
36	SB 0003522	1	ELBOW 90 STREET
37	TT 000770305	1	BUSHING, 1/4 - 3/8 NPT
38	SB 0010884 S	1	SEALAN, HYDRAULIC
39	MC 0010994	0.1	GREASE, SILICONE
41	MC 000770207	1	ELBOW, 3/8 BRASS 90 DEG UNION
42	RF 0011499	6	STRIP, NYLATRON WEAR
43	MC 000770208	1	NIPPLE 3/8 X 3" LONG BRASS
44	ML 0001990TSAR	1	BRACKET, ANTI ROTATION
45	MN 0283610	2	NUT, M6X1.0 SER HEX FLNG
46	MS 0303617SA	2	SCREW ASSEMBLY, M6X1X16MM

Coolant System, Thru Sub-Spindle Coolant Option
(ELITE 27MS Lathe)



NAME
ELITE 27 THRU SUB SPINDLE COOLANT

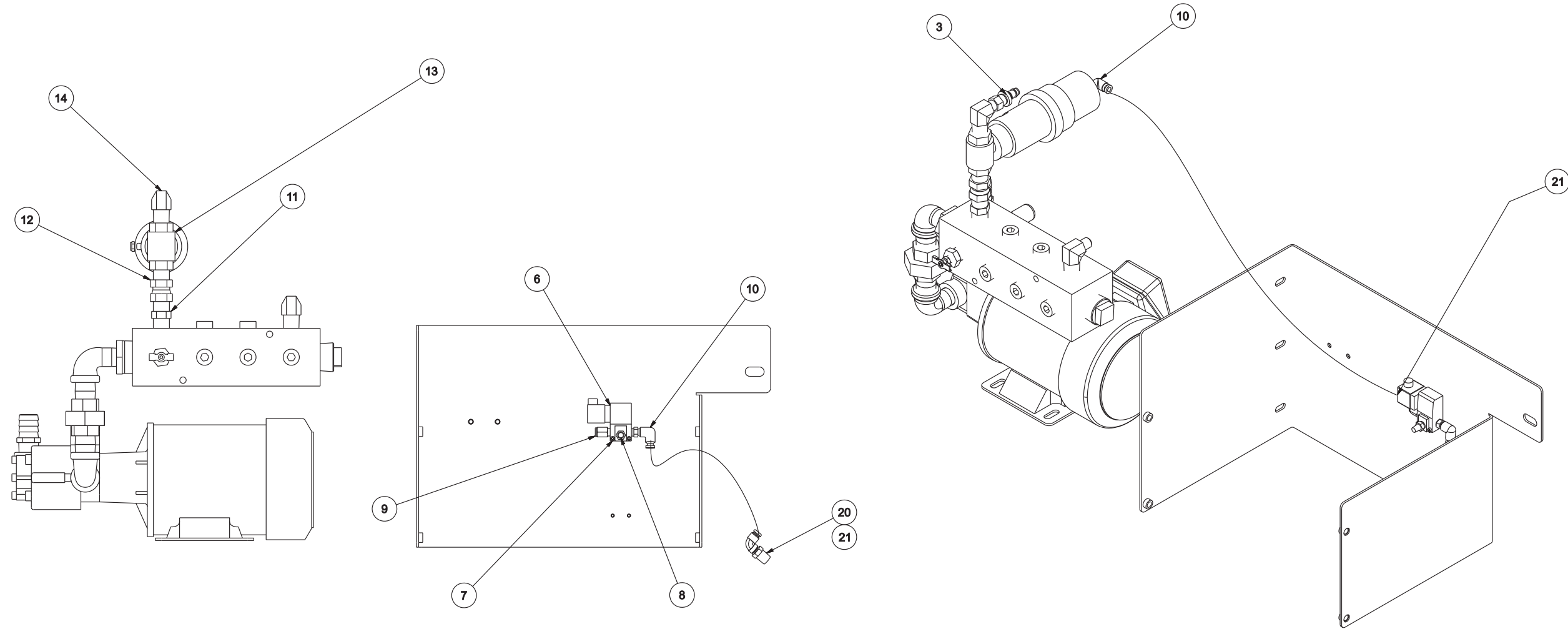
PART NUMBER
ML 0003310TS27

**Coolant System, Thru Sub-Spindle Coolant Option
(ELITE 27MS Lathe)**

ITEM	PART NUMBER	QTY	DESCRIPTION
1	QC 000770308	2	UNION, ROTARY COOLANT/AIR/DRY
2	AM 0011338-16	1	ELBOW, 90 DEGREE MALE
3	ML 000770304	1	CONNECTOR, -6 JIC TO 3/8 ID HOSE
5	QC 000770218	1	ADAPTER, 3/8 NPT TO -6 JIC
6	ML 0003048M35	1	VALVE, MAC SERIES 35
7	MS 0103320	2	SCREW, SHCS, M3X0.5X30MM
8	CT 0011335	1	MUFFLER, 1/8 NPT

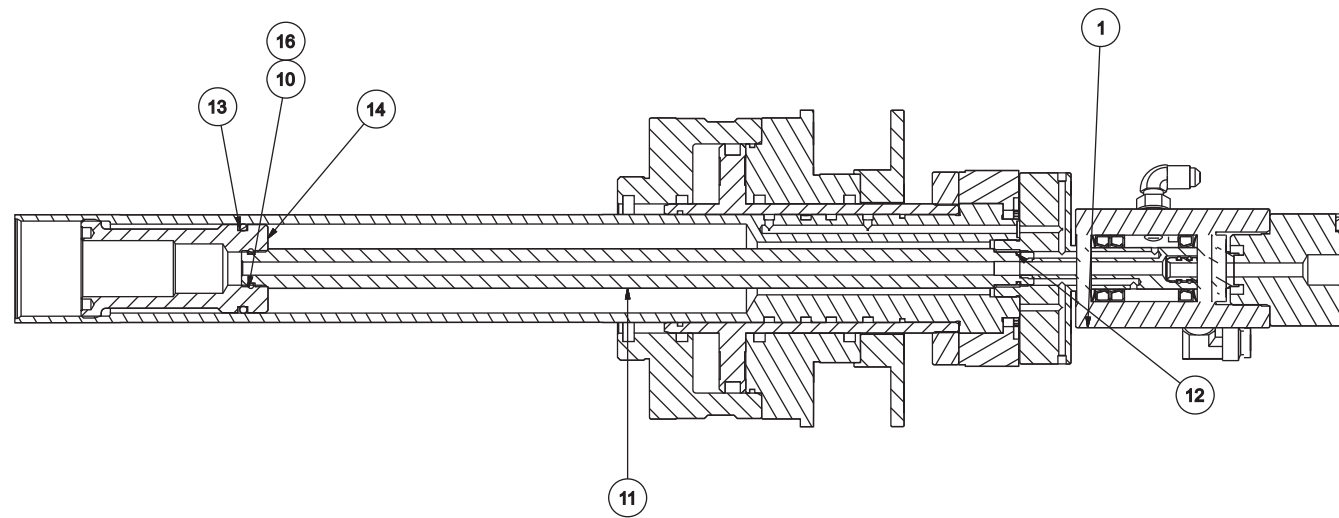
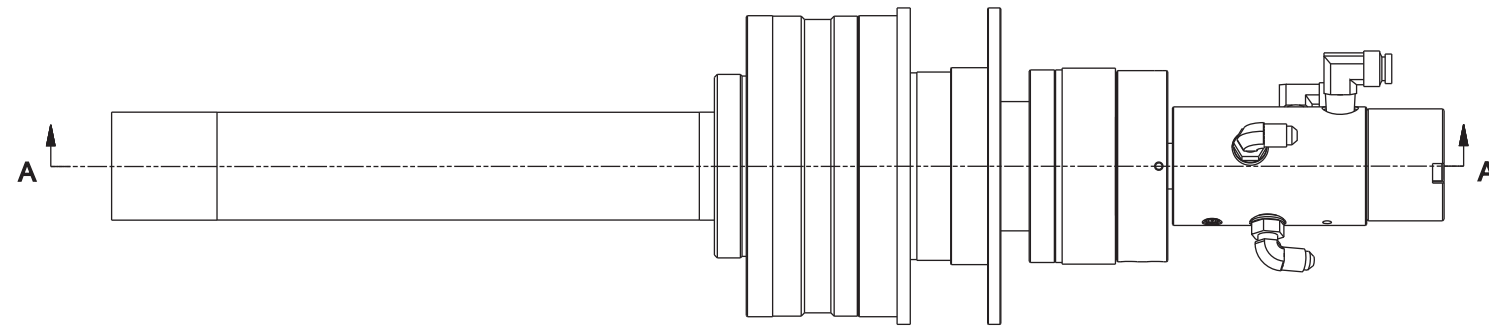
ITEM	PART NUMBER	QTY	DESCRIPTION
9	FR 000770204	1	CONNECTOR ,STRAIGHT MALE
10	ST 0007703	2	FITTING, AIR SWIVEL
11	QC 000770217	1	NIPPLE, 1/2NPSM
12	QC 000770216	1	ADAPTER 1/2NPTF-1/2NPTM SWI
13	QC 0003048APBY	1	VALVE, AIR PILOTED BYPASS
14	ML 000770301	1	ELBOW, 1/2 NPTM TO -6 JIC MALE
16	SB 0010884 S	.01	SEALANT, HYDRAULIC

ITEM	PART NUMBER	QTY	DESCRIPTION
17	ML 0003011VC5L	1	CABLE, VALVE FORM CI 5M LEAD
18	CK 000918818	2	FERRULES, 18 AWG
19	F3 0009977	2	LABEL, CABLE
20	HG 000770207	1	1/4" NPT X 1/4" T
21	HS 000700747	74	1/4" TUBING



NAME ELITE 27 THRU SUB SPINDLE COOLANT PART NUMBER ML 0003310TS27

Coolant System, Thru Sub-Spindle Coolant Option
(ELITE 42 and 51 Series Lathes)



SECTION A-A



MLA0003310TSS
SUB SPINDLE ASSEMBLY

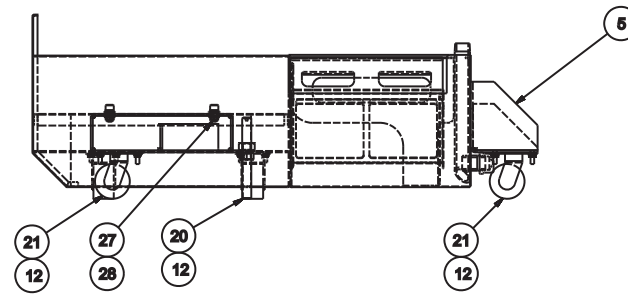
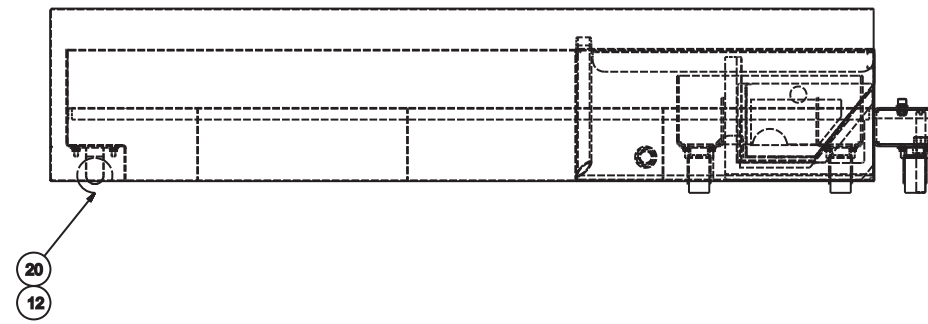
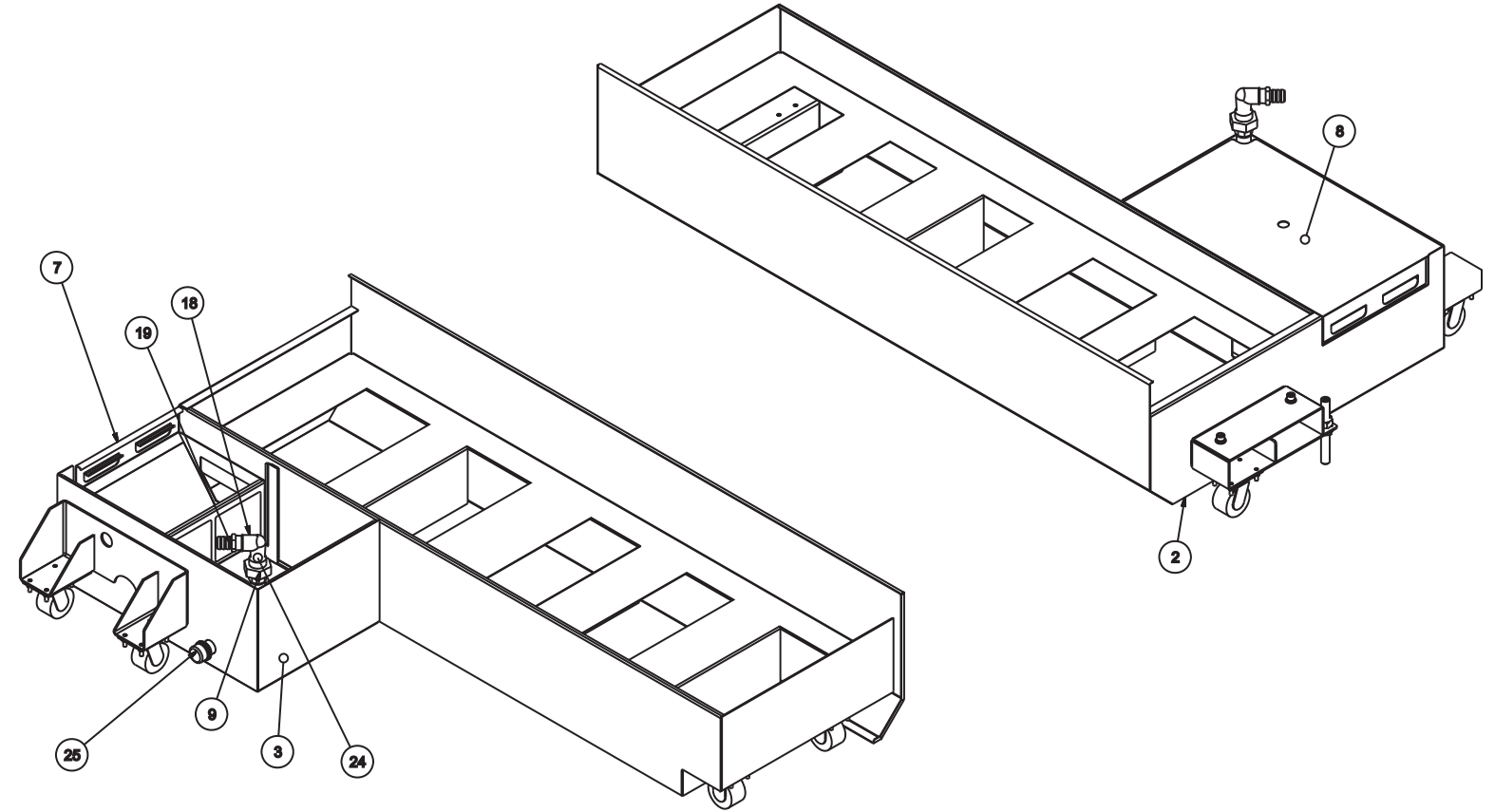
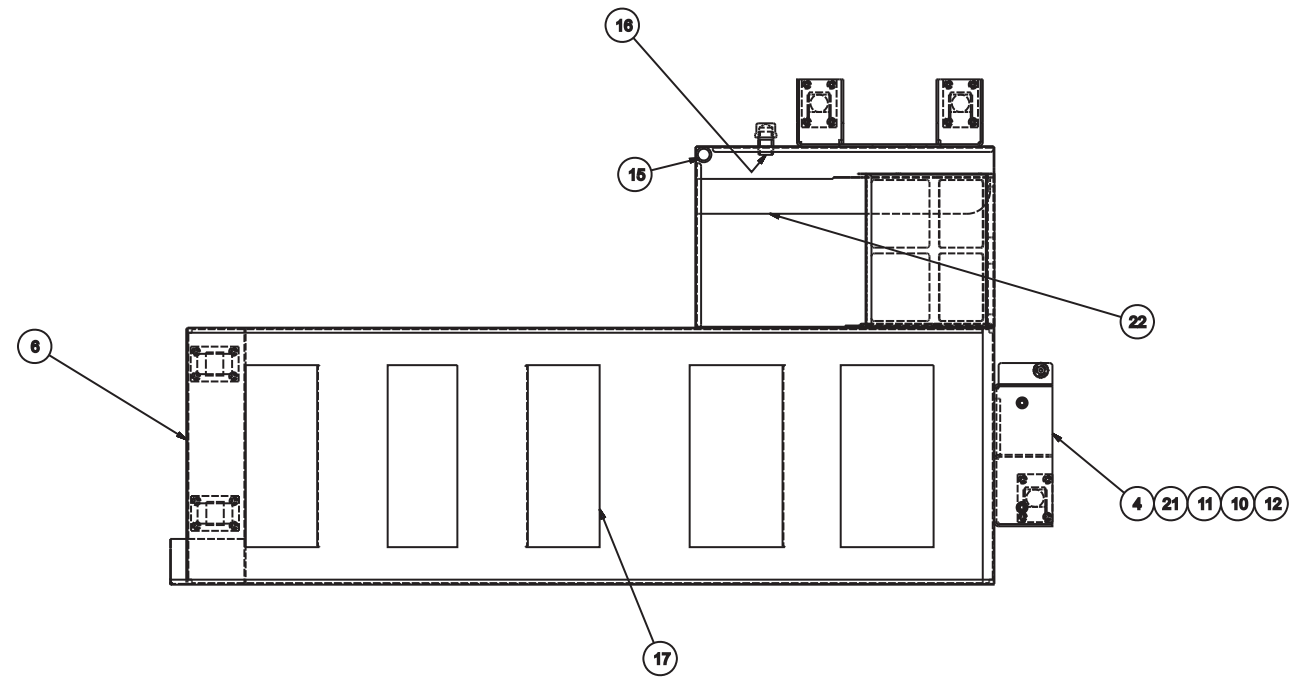
NAME
COOLANT SYSTEM, ELITE
(WITH OPTIONS)

PART NUMBER
MLA0003310TSS

Coolant System, Thru Sub-Spindle Coolant Option
(ELITE 42 and 51 Series Lathes)

ITEM	PART NUMBER	QTY	DESCRIPTION
1	LP 0007703RU	1	UNION, ROTARY, DBLN 20406-400
2	MS 0103522	3	SCREW SHC M5 X .8 X 40MM
3	AM 001133816	1	ELBOW 90 DEGREE MALE
4	SB 0010884 S	.02	SEALANT, HYDRAULIC
8	NC 001088402	.01	THREADLOCKER, LOCTITE 222
9	ML 000800102	1	HOSE 3/8"ID PARKER
10	11 0009431	1	O-RING
11	ML 0000731	2	TUBE, COOLANT-ML SUB
12	OR 0000810	1	O-RING
13	OR 0002327	1	O-RING
14	ML 0003310CBU	1	BUSHING THRU SPINDLE COOLANT
16	CS 0010994	.01	GREASE
17	ML 000770304	2	CONN -6 JIC TO 3/8 ID HOSE
18	ML 0003010TSS	1	CABLE PKG THRU SUB-SPD COOL
19	LC 000812203	1	RELAY MINI 24VDC
20	LC 0009623	1	CLIP RETAINING
21	QC 0009207	1	CORD GRIP .12-.28 1/2NPT
22	50 0010226	1	GASKET ASSEMBLY 1/2 INCH
24	AH 0011508	1	NUT LOCK

Coolant Tank, Machine with Chip Conveyor

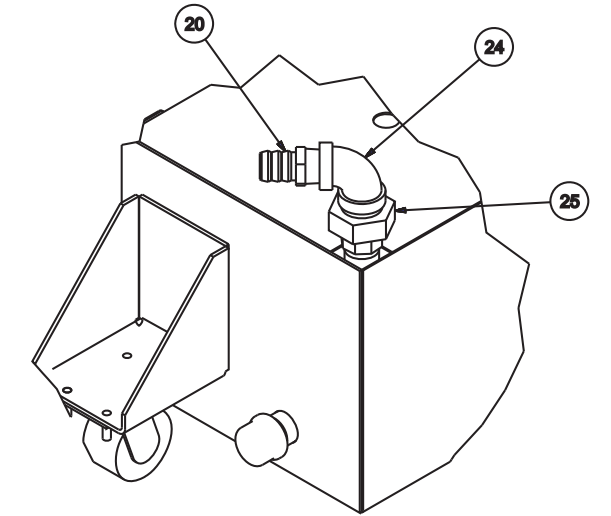
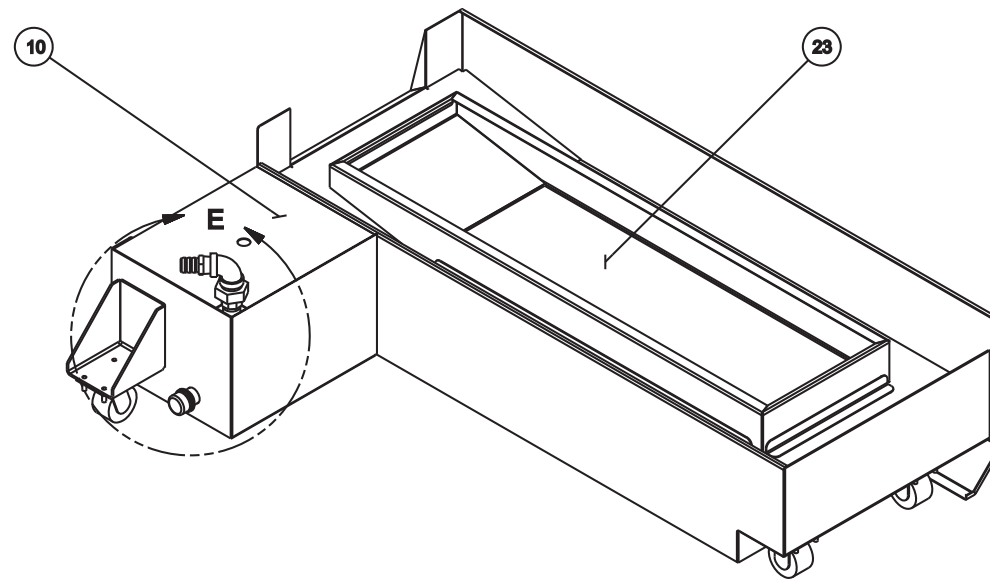
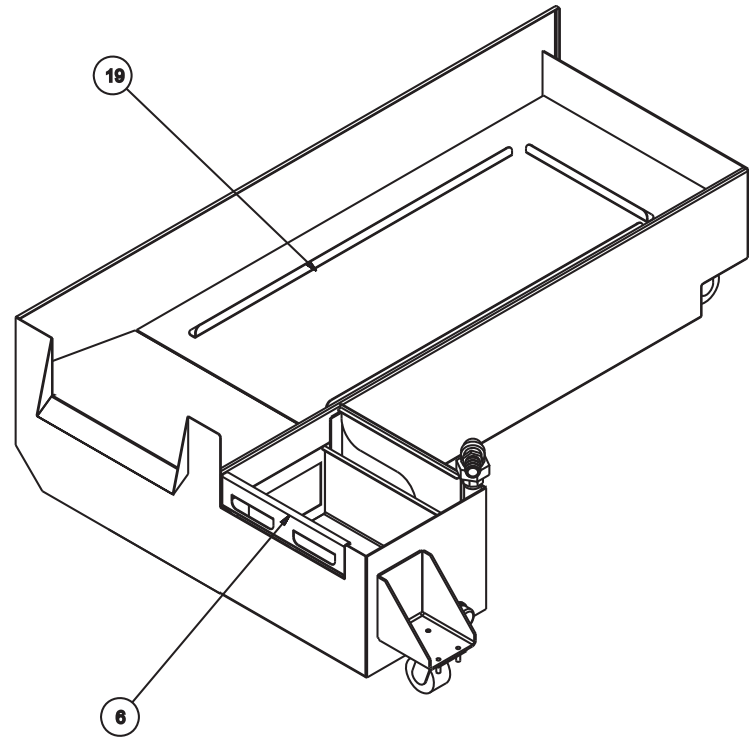


NAME
COOLANT TANK, SIDE DISCHARGE

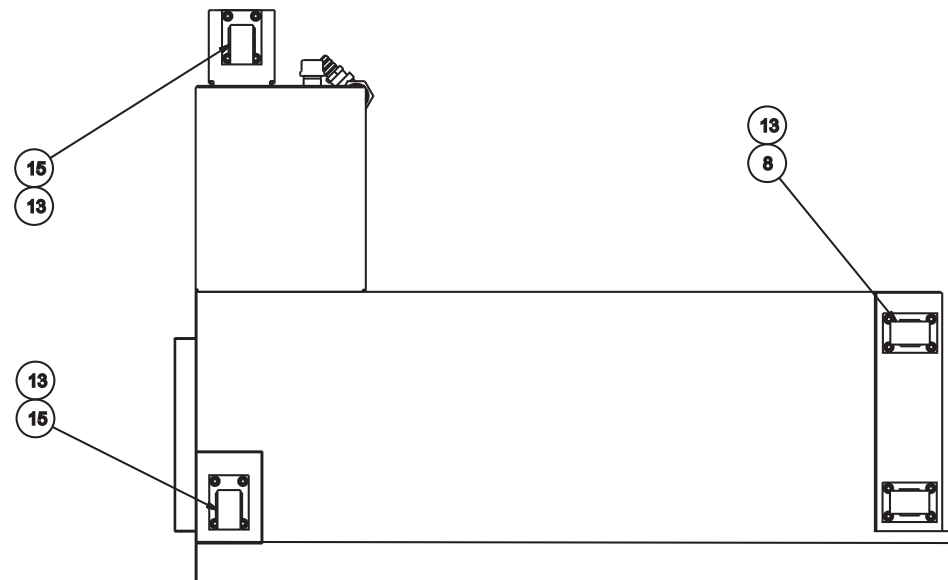
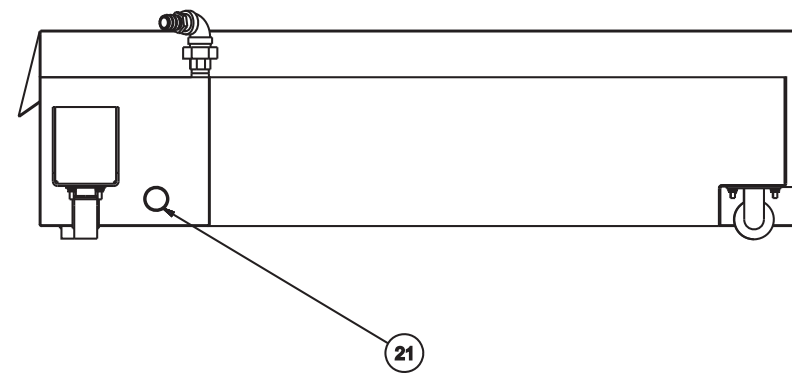
PART NUMBER
MLA0003315SDST

ITEM	PART NUMBER	QTY	DESCRIPTION
2	MLA0003315RT	1	END, RIGHT (CONVEYOR TANK)
3	ML 0003315BK	1	BACK, COOLANT TANK (CONVEYOR)
4	ML 0003315VYMT	1	MOUNT, COOLANT TANK CONVEYOR
5	QC 00331526	1	BRACKET, CASTER
6	MLA0003315LT	1	END, COOLANT TANK LEFT
7	ML 0003315BASK	1	ASSEMBLY, BASKET
8	ML 0010115TNKC	1	COVER, TANK
9	ML 000770201	1	UNION, 1" NPTF
10	LC 0009455	1	FOOT, POWER CASE
11	MN 0115010	2	NUT, 934 REGULAR M20 X 2.5
12	MN 0283810	20	NUT, M6 FLANGE
15	ML 0010109TANK	1	NIPPLE, 1" STD BLK PIPE
16	SG 000350401	1	NIPPLE, 1" NPTx2" LONG
17	MLA0003315SUPP	1	TANK SUPPORT
18	CL 000770301	1	ELBOW, 1" NPT STREET
19	CL 0008384	1	BARB FITTING, 1" NPT-1" HOSE
20	CL 0011557	2	CASTER, RIGID
21	CS 0011557	3	CASTER, SWIVEL
22	ML 0003315BSKS	1	SUPPORT, BASKET
23	ML 0003315STF	1	TANK/COVER STIFFENER
24	SB 0010884 S	1	SEALANT, HYDRAULIC
25	A8135	1	CAP, 1" PIPE
27	MS 0104219	2	SCREW, SOC.HD.CAP M12X1.75X25
28	MW 0104210	2	WASHER, FLAT M12 X 1.75 STEE
29	MN 0344210	2	NUT, M12 FLANGE
30	MW 0194210	2	WASHER, M12 LOCK

Coolant Tank, Machine without Chip Conveyor



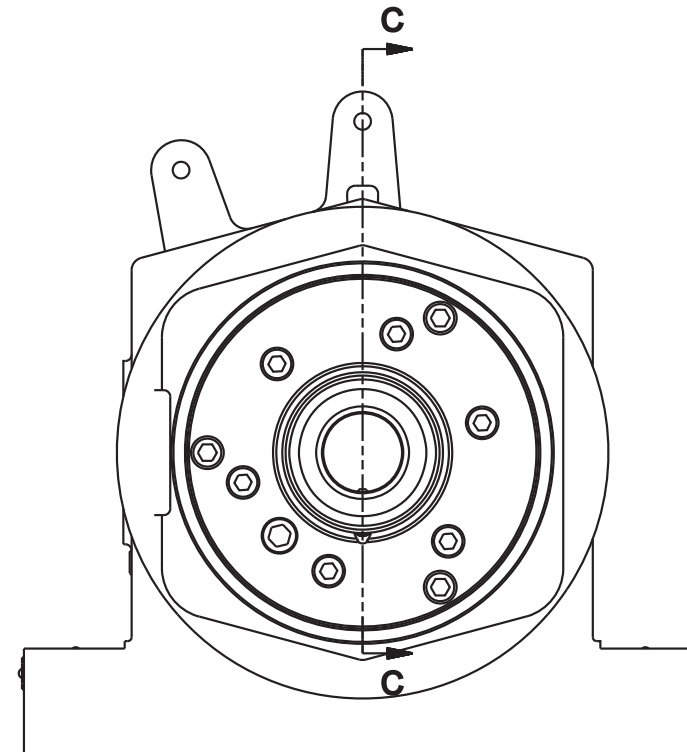
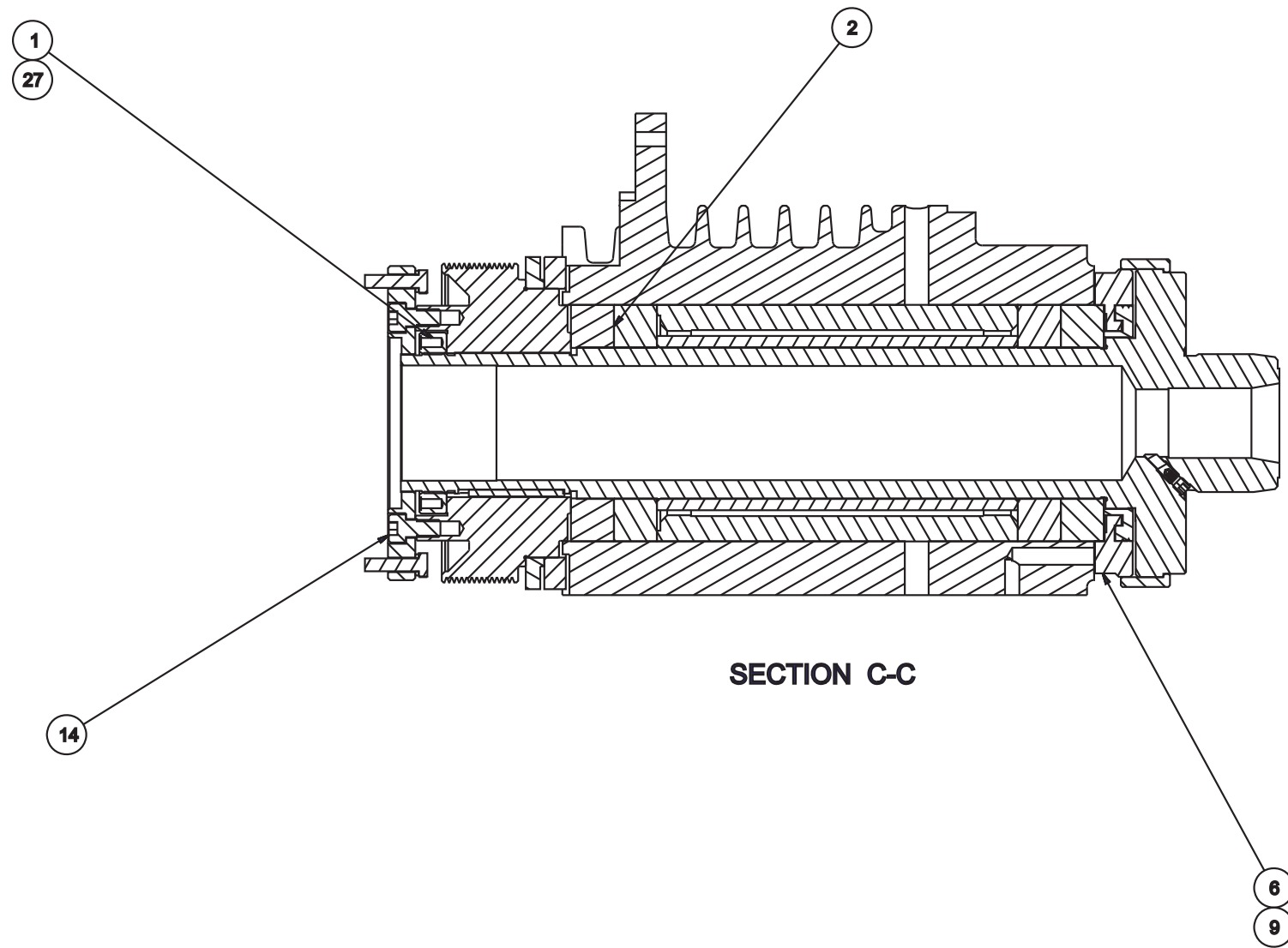
DETAIL E



NAME: COOLANT TANK, LESS CONVEYOR PART NUMBER: MLA0003315LEST

ITEM	PART NUMBER	QTY	DESCRIPTION
2	MLA0003315SPRT	1	SUPPORT, TANK (STD)
3	ML 0010109TANK	1	NIPPLE, 1" STD BLK PIPE
4	ML 0003315ANGL	2	END, COOLANT TANK SUPPORT
5	ML 0003315SPCR	1	BRACKET, COOLANT TANK BASKET
6	ML 0003315BASK	1	ASSEMBLY, BASKET
7	MLA0003315LT	1	END, COOLANT TANK LEFT
8	CL 0011557	2	CASTER, RIGID
9	ML 0003315BKRE	1	BRACKET, COOLANT TANK BASKET
10	ML 0010115TKCV	1	COVER, COOLANT TANK (STD)
11	ML 0003315CVRB	1	BRACKET, COVER RETAINER
12	SG 000350401	1	NIPPLE, 1" NPTx2" LONG
13	MN 0283810	16	NUT, SER HEX FLNG, M8X1.25
14	MLA0003315RTLS	1	END, RIGHT (VEYOR TANK)
15	CS 0011557	2	CASTER, SWIVEL
16	ML 0003315BKLS	1	BACK, COOLANT TANK
17	QC 0003315CSMT	1	MOUNT, CASTER
18	ML 0003315CSTR	1	MOUNT, SWIVEL CASTER
19	MLA0003315PERF	1	SCREEN, PERFORATED
20	CL 0008384	1	BARB FITTING, 1" NPT-1" HOSE
21	A8135	1	CAP, 1" PIPE
22	SB 0010884 S	1	SEALANT, HYDRAULIC
23	ML 0003315TRAY	1	TRAY, LESS CONVEYOR
24	MC 000770303	1	ELBOW, 1" NPT 90 DEG FEMALE
25	ML 000770201	1	UNION, 1" NPTF

Headstock
(ELITE 27MS Lathe)

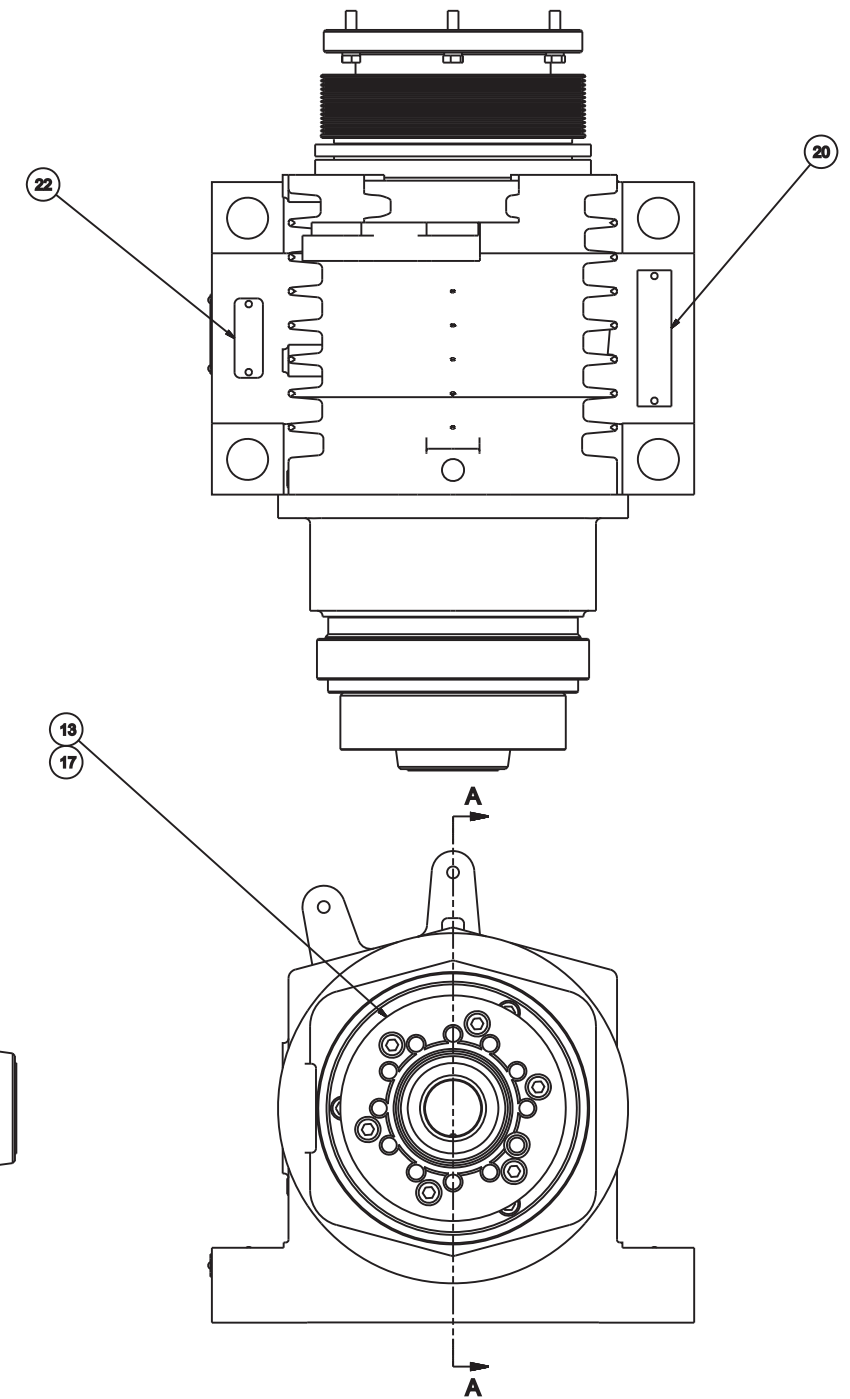
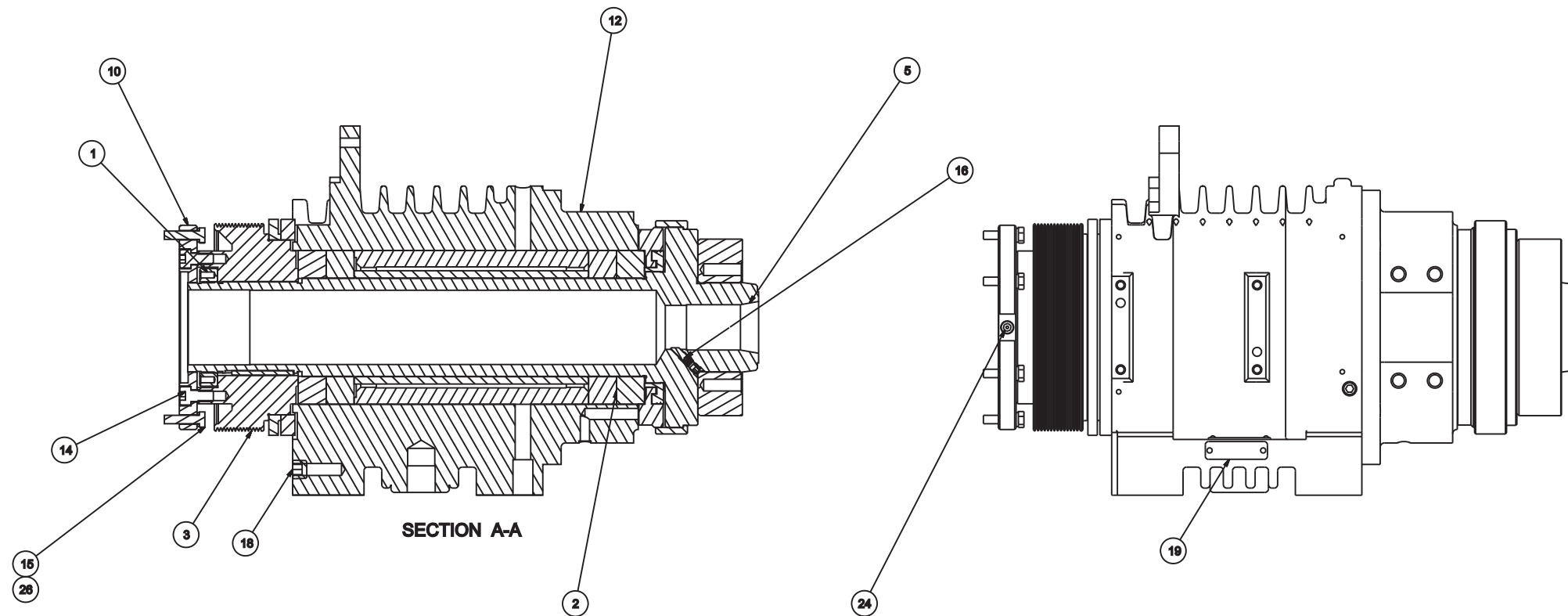


NAME
HEADSTOCK ASSEMBLY, 27MM

PART NUMBER
HG 000002E27

ITEM	PART NUMBER	QTY	DESCRIPTION
1	CCA 0004068 A	1	NUT
2	MG 000026501	1	BEARING SET, SPINDLE
3	HGA0004053 C	1	PULLEY
5	ML 000028327	1	SPINDLE
6	MG 0000275	1	CAP, FRONT OUTSIDE
7	HG 001011614	1	GASKET, FRONT CAP
8	HG 0006317	1	KEY, PULLEY
9	CS 000058302	6	SCREW, SPINDLE CAP
10	HG 0011375CT	1	ADAPTER
11	HG 0011920	1	SCREW , DRIVING ROD
12	HG 0000264	1	HEADSTOCK
13	HG 0011375 02	1	ADAPTER, CHUCK
14	MS 0103817	6	SCREW, SHCS, M8X1.25X16MM
15	MS 0153619	6	SCREW, HEX HD M6X1.0X25mm
16	HG 0000284	1	KEY, COLLET

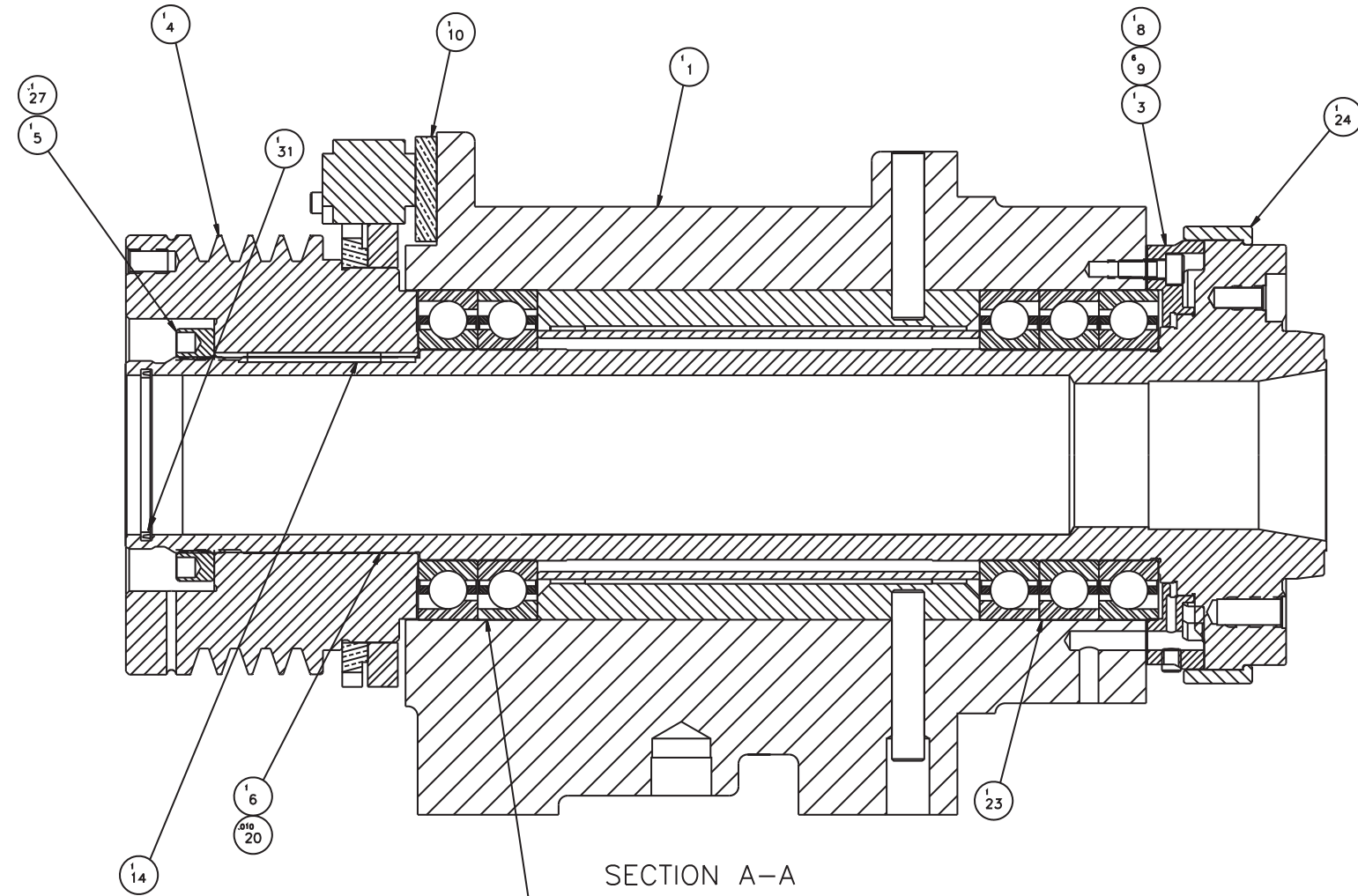
ITEM	PART NUMBER	QTY	DESCRIPTION
17	MS 0103821	6	SCREW, SHCS, M8X1.25X35MM
18	CS 000146701	1	PLUG, PIPE
19	CS 001036633	1	TAG, PATENT NO.
20	KL 0001535	1	TAG, SERIAL NO.
21	R 0008044	6	PIN ESCUTCHEON
22	CS 0001535 M	1	LABEL, MODULE
23	0551306	3	SCREW, SET 1/2-13
24	5 0001467	2	PLUG, 1/8 NPT
25	CD 0004629	1	PIN
26	MW 0193610	6	WASHER, LOCK, STL, M6
27	NC 0010884	.01	THREADLOCKER, LOCTITE 242
28	ML 0000283SL42	1	SLINGER, SPINDLE NOSE
29	MS 0573613	1	M6 X 1.0 X 30MM SET SCREW
30	CS 000191403	1	PLUG, PIPE



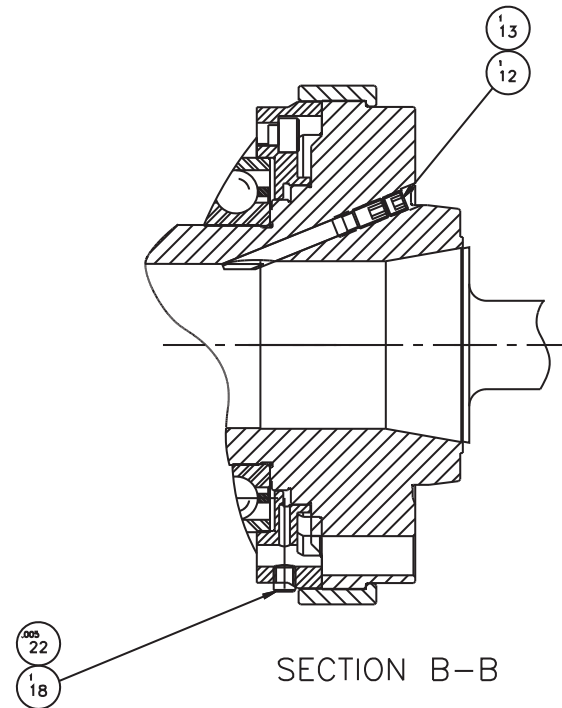
NAME
HEADSTOCK ASSEMBLY, 27MM

PART NUMBER
HG 000002E27

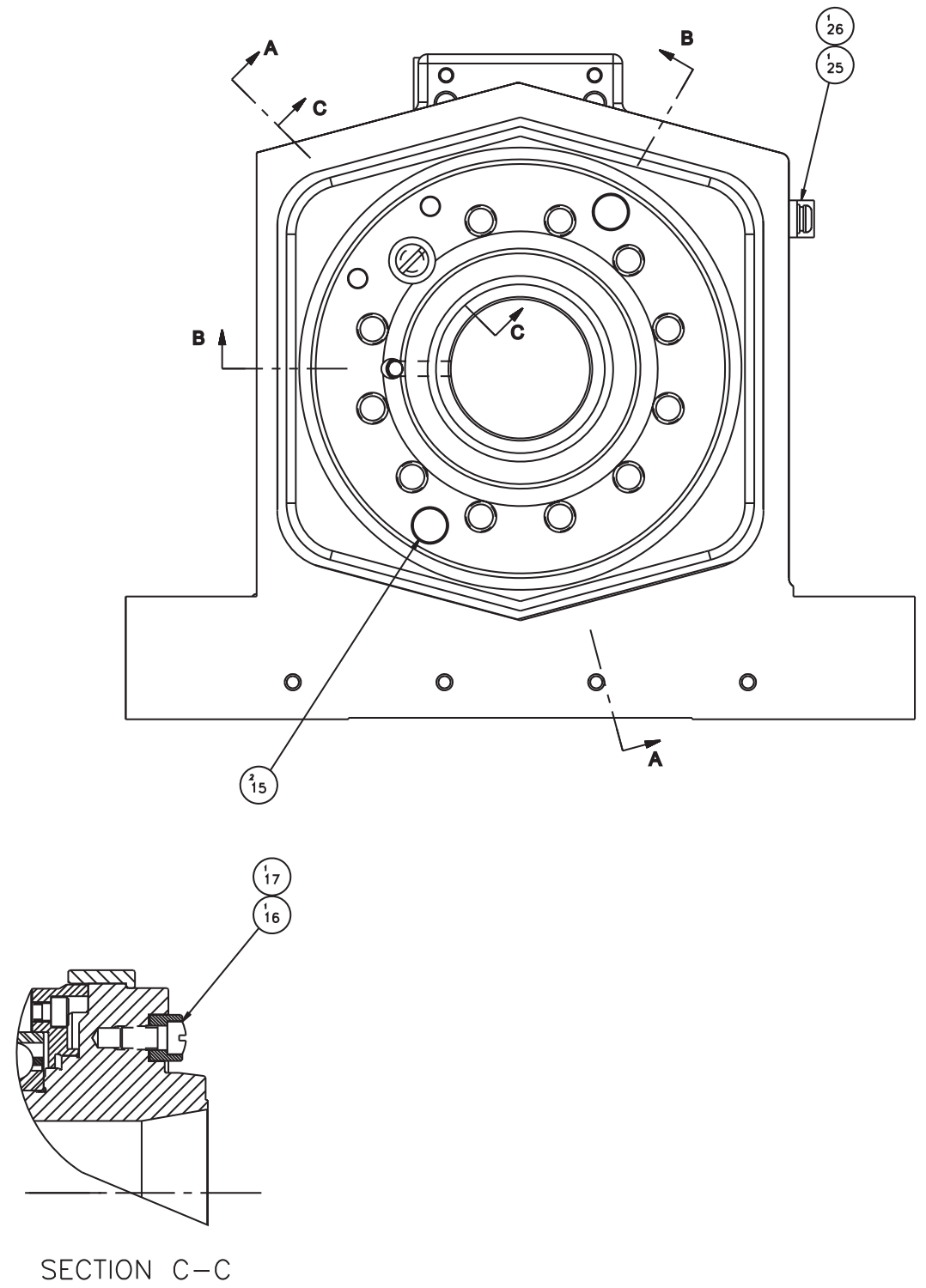
Headstock
(ELITE 42 Series Lathe)



SECTION A-A



SECTION B-B



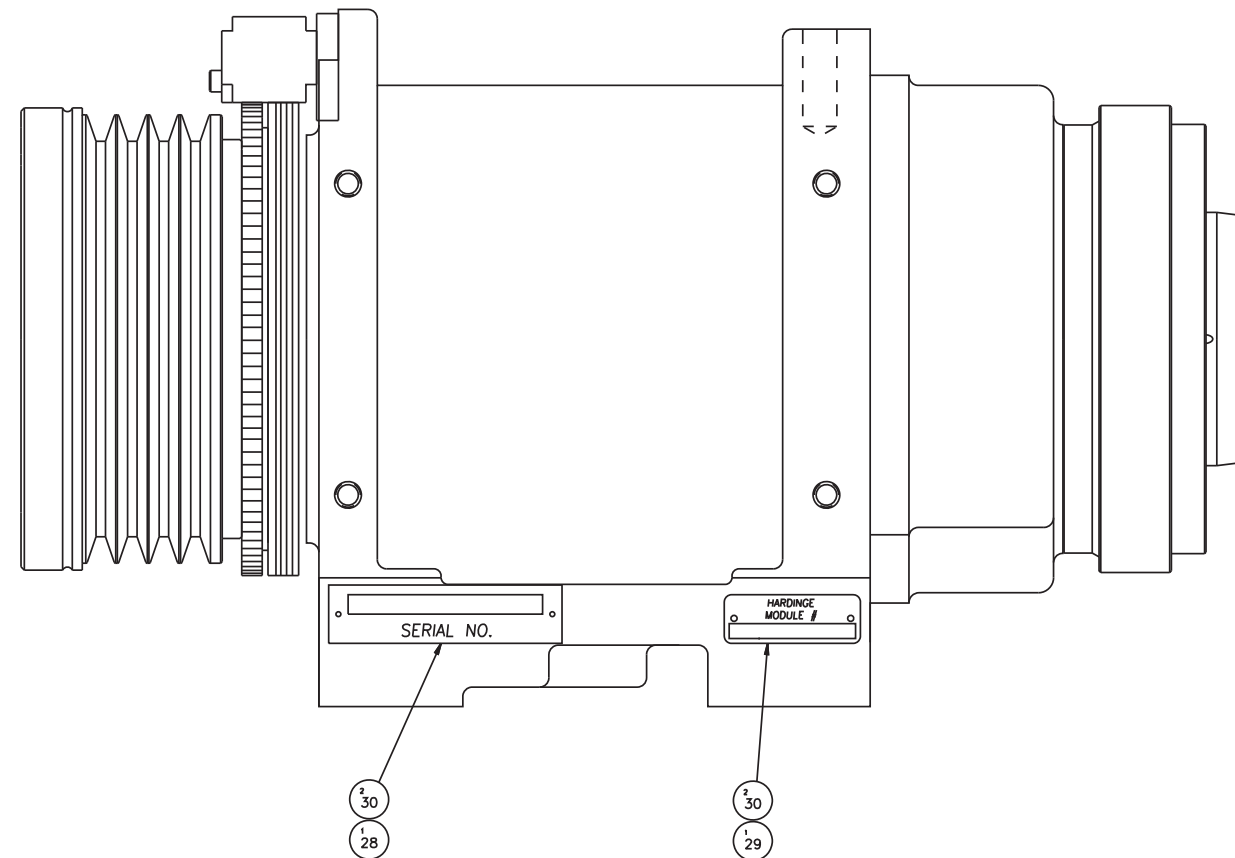
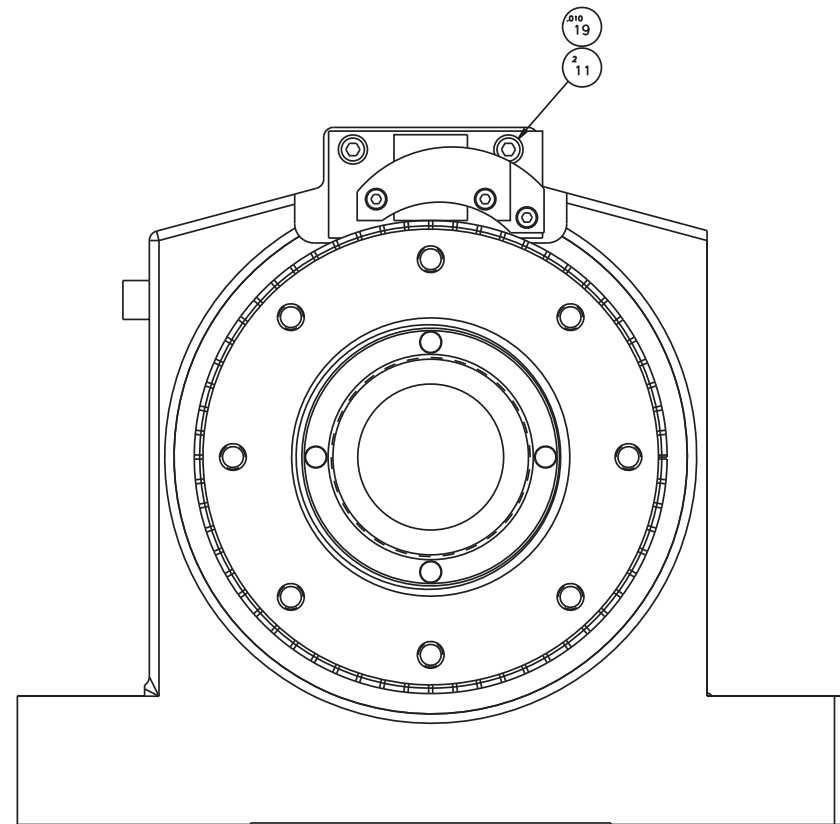
SECTION C-C

NAME
HEADSTOCK ASSEMBLY

PART NUMBER
ML 00000242

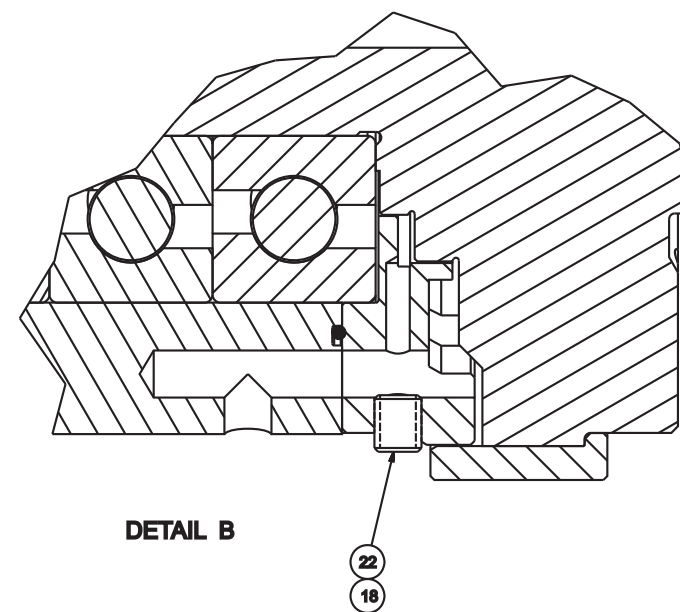
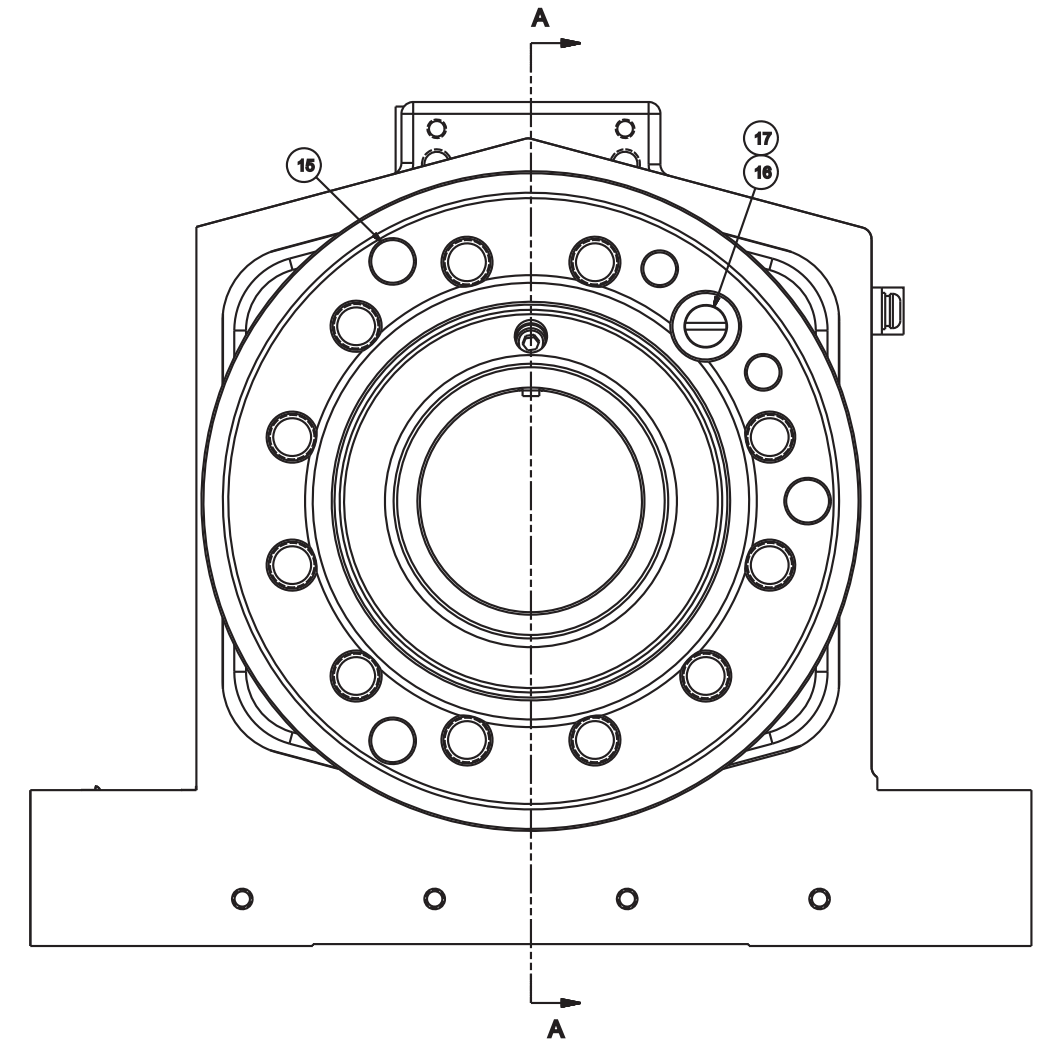
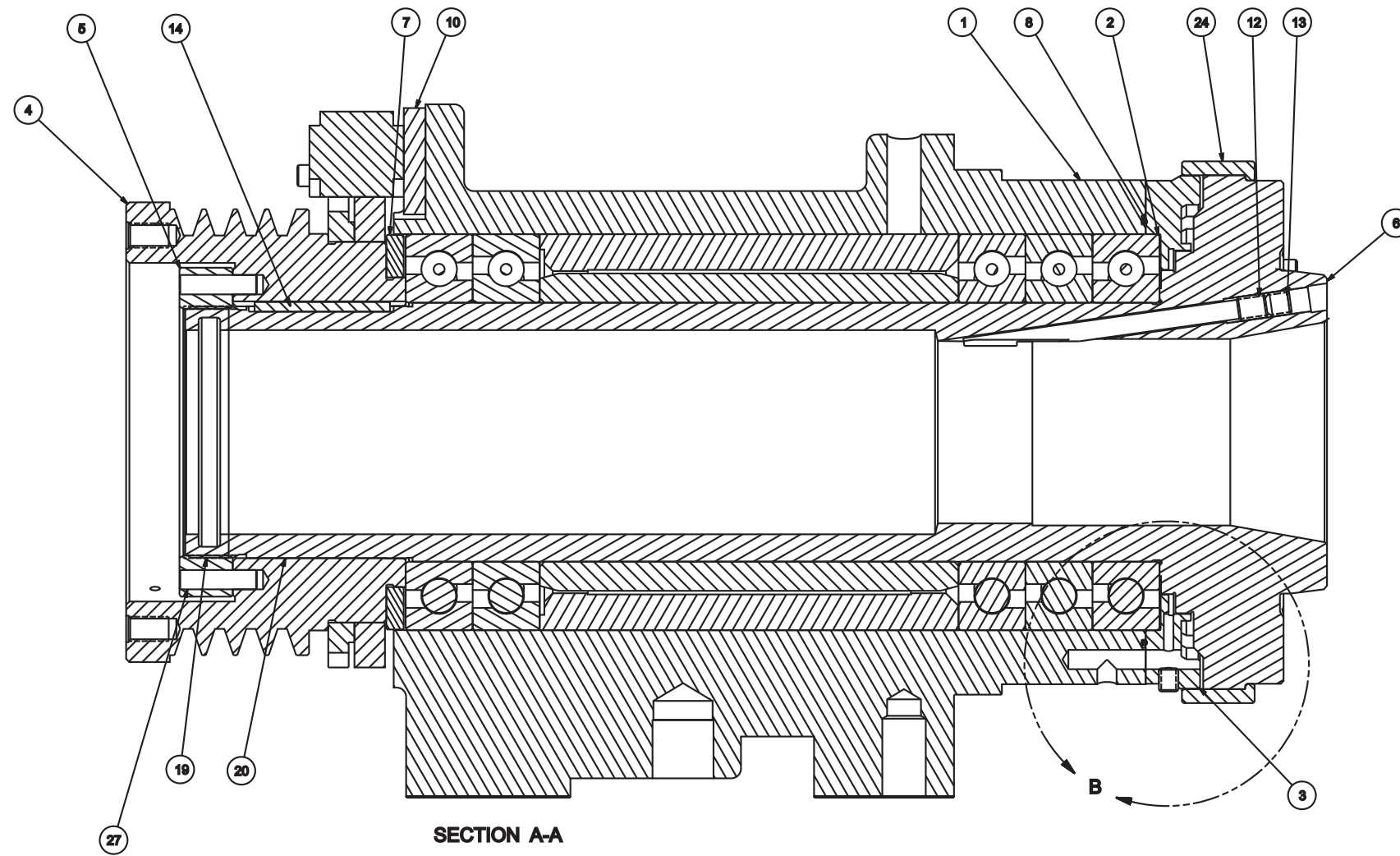
**Headstock
(ELITE 42 Series Lathe)**

ITEM	PART NUMBER	QTY	DESCRIPTION	ITEM	PART NUMBER	QTY	DESCRIPTION	ITEM	PART NUMBER	QTY	DESCRIPTION
1	MLA 000026442	1	HEADSTOCK HOUSING	13	MS 0573613	1	SCREW, SET FLAT M6 X 6MM	25	CH 000962301	1	CLAMP, PLASTIC
2	HC 0000265-GT	1	BEARING, DUPLEX PAIR	14	ML 0006317	1	KEY, SPINDLE	26	MS 0303515SA	1	SCREW, BH M5 X .8 10 ASSY
3	ML 000027542	1	CAP, SPINDLE NOSE	15	SG 0009727	2	PLUG	27	NC 0010884	0.1	THREADLOCKER, LOCTITE 242
4	MLA000405342	1	PULLEY, SPINDLE	16	A2 0011920	1	BUTTON, DRIVING	28	KL 0001535	1	TAG, SERIAL NO.
5	LC 0004068-A	1	NUT, SPINDLE	17	CS 0011920	1	SCREW, BUTTON	29	CS 0001535 M	1	LABEL, MODULE
6	ML 000028342	1	SPINDLE, 42MM	18	620001467	1	PLUG, PIPE 1/16-27	30	R 0008044	4	PIN, ESCUTCHEON
8	ML 001011642	1	GASKET, FRONT CAP	19	HG 0010440	0.01	ANTI SIEZE	31	QCA001119805	1	LIP SEAL, SPINDLE
9	MS 0103617	6	SCREW, SOC. HD. CAP. M6X1.0X16MM	20	KH 001088402	0.01	ADHESIVE				
10	ML 0010467	1	BRACKET, BZ SENSOR	22	SB 0010884 S	0.005	SEALANT, HYDRAULIC				
11	MS 0103516	2	SCREW, SOC HD CAP	23	SG 0000265	1	BEARING, HEADSTOCK				
12	CS 0000284	1	SCREW, COLLET KEY	24	ML 0000283SL42	1	SLINGER, SPINDLE NOSE				



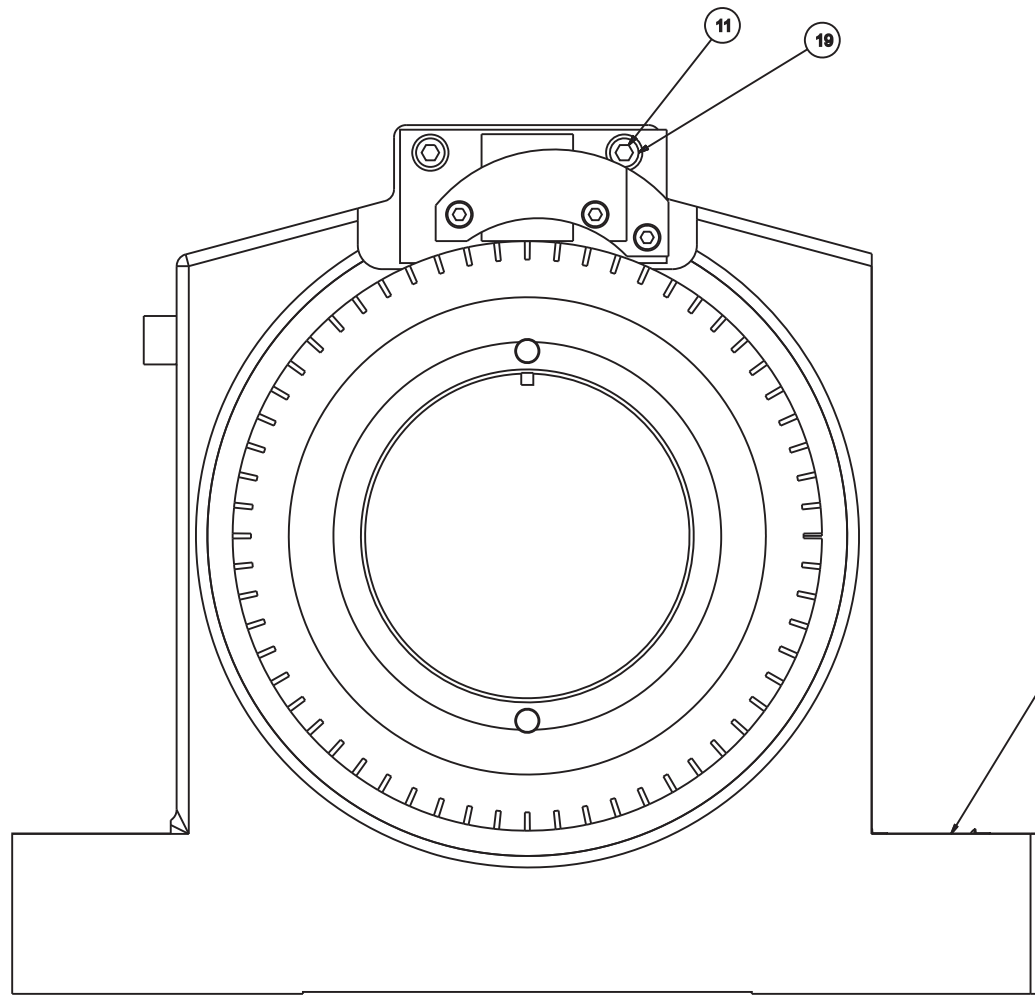
NAME: HEADSTOCK ASSEMBLY, 42MM PART NUMBER: ML 00000242

Headstock
(ELITE 51 Series Lathe)


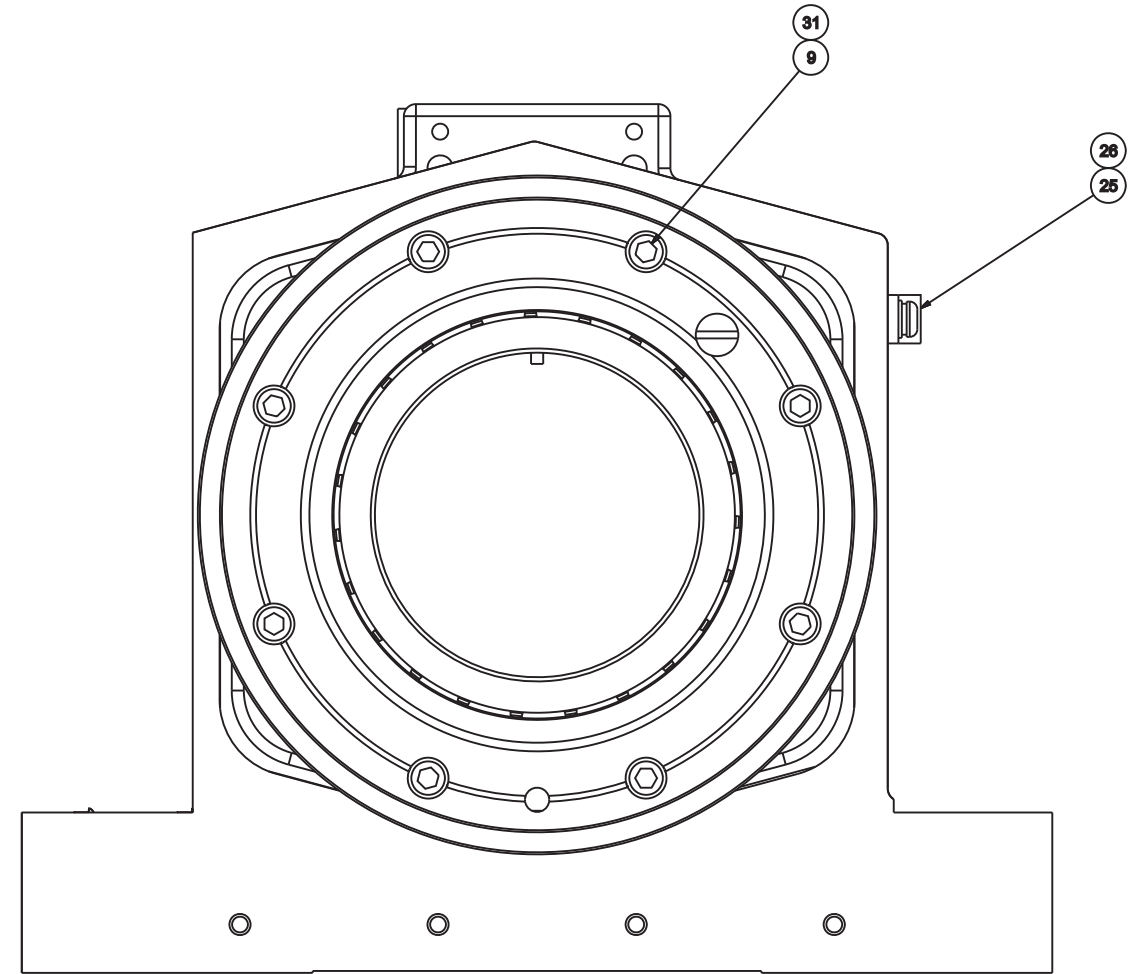


NAME
HEADSTOCK, 51 MM

PART NUMBER
ML 0000002



SEE DETAIL VIEW D



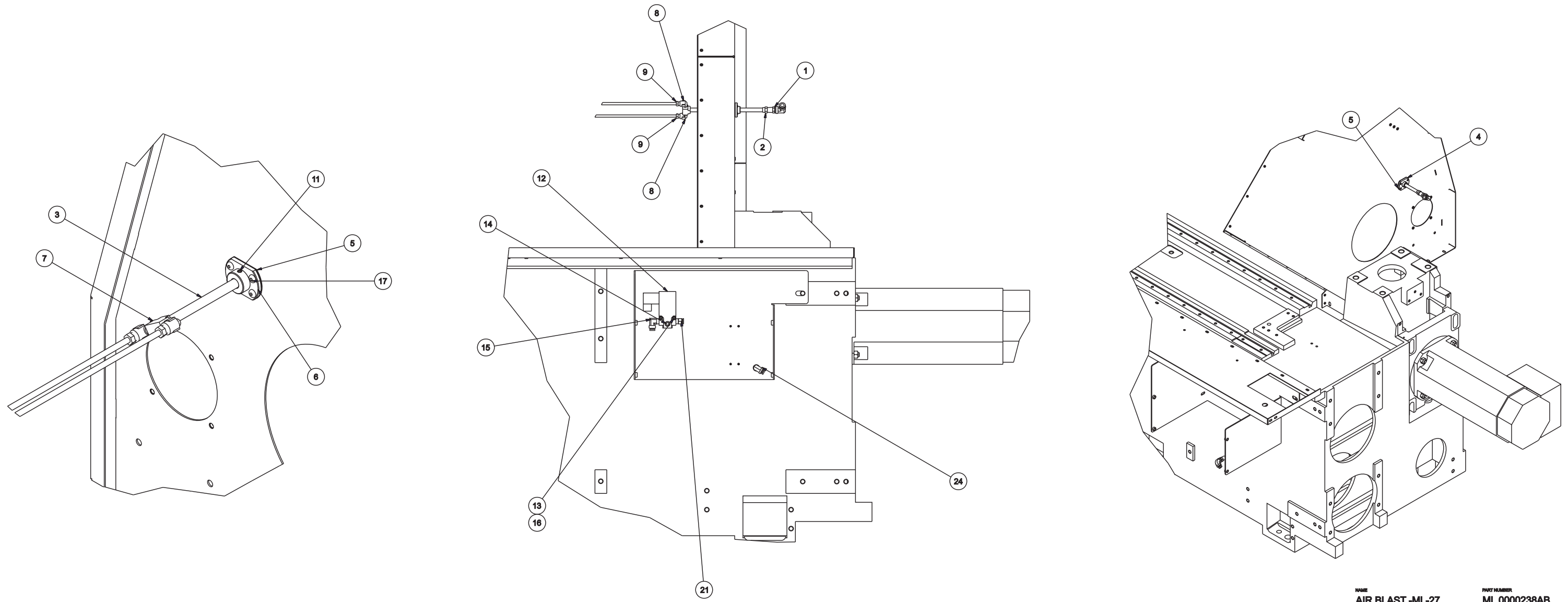
DETAIL D

NAME
HEADSTOCK, 51 MM

PART NUMBER
ML 0000002

**Headstock
(ELITE 51 Series Lathe)**

ITEM	PART NUMBER	QTY	DESCRIPTION
1	LCA0000264BB	1	HEADSTOCK HOUSING
2	SGA000265 B	1	BEARING, SET OF FIVE
3	ML 0000275	1	CAP, SPINDLE
4	ML 0004053	1	PULLEY, DRIVEN
5	SGA0004068 B	1	NUT, SPINDLE
6	ML 000028301	1	SPINDLE
7	ML 000179901	1	SPACER, SPINDLE BEARING
8	OR 0008486	1	O-RING
9	MS 0103618	8	SCREW, SHCS, M6X1X20MM
10	ML 0010467	1	BRACKET, BZ SENSOR
11	MS 0103516	2	SCREW, SHCS, M5X0.8X12MM
12	SG 0000284	1	SCREW, COLLET KEY
13	MS 0553814	1	SCREW, SOC SET CUP M8
15	SG 0009727	3	PLUG
16	CL 0011920	1	BUTTON, DRIVING
17	CL 001192001	1	SCREW, BUTTON
18	0620001467	1	PLUG, PIPE 1/16-27
19	HG 0010440	.010	GREASE, ANTI SIEZE
20	KH 001088402	.010	ADHESIVE
22	SB 0010884 S	.005	SEALANT, HYDRAULIC
24	ML 000028302	1	SLINGER, SPINDLE NOSE
25	CH 000962301	1	CLAMP, PLASTIC
26	MS 0303515SA	1	SCREW, BH M5X.8X10 ASSY
27	NT 0006708	2	PIN, PULL OUT DWL .25X1
28	KL 0001535	1	TAG, SERIAL NO.
29	CS 0001535 M	1	LABEL, MODULE
31	NC 0010884	.01	THREADLOCKER, LOCTITE 242
1001	R 0008044	4	PIN, ESCUTCHEON
1002	HG 0006317	1	KEY, SPINDLE



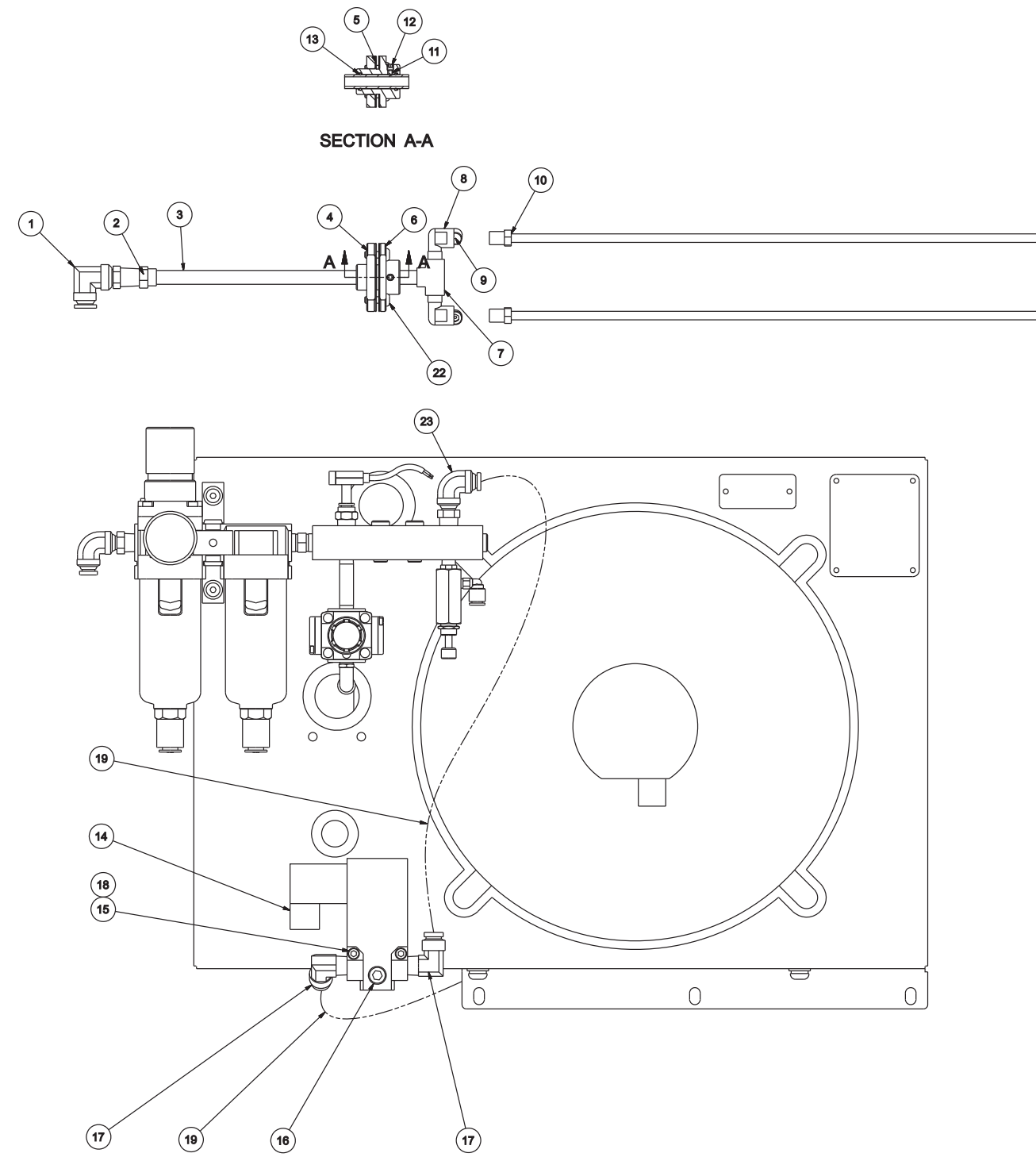
NAME
AIR BLAST -ML-27

PART NUMBER
ML 0000238AB

**Headwall Air Blast Option
(ELITE 27MS Lathe)**

ITEM	PART NUMBER	QTY	DESCRIPTION
1	CL 000770203	1	ELBOW, 90 DEG MALE (SWIVEL)
2	CT 001109601	1	COUPLING, 1/8NPT HEX
3	CS 001109208	1	NIPPLE, BRASS
4	CS 0002921	1	PLATE
5	CS 001011631	2	GASKET
6	CS 0011793	1	SLEEVE
7	PO 000770202	1	TEE
8	NC 0010786	2	ELBOW, 90 DEGREE STREET
9	HG 0010109 A	2	ADAPTER, COOLANT ASSEMBLY
10	ST 0009727	1	PLUG, NYLON
11	0570303	1	SOC SET FL SCR 10-32X 3/16
12	CLA000304812	1	AIR BLAST
13	MS 0103523	2	SCREW, SHCS, M5X0.8X45MM
14	5 0001914	1	PLUG, PIPE
15	CL 000770202	1	ELBOW, 1/4 NPT 5/16 TUBE
16	MW 0193510	2	WASHER, LOCK, STL, M5
17	0300309	4	10-32- 9/16 BUTTON HEAD SOC SC
21	HG 000770203	1	CONNECTOR, MALE 1/4 STRAIGHT
24	VL 000770216	1	ELBOW 1/4 NPT-5/16 TUBE

**Headwall Air Blast Option
(ELITE 42 and 51 Series Lathes with Sub-Spindle)**



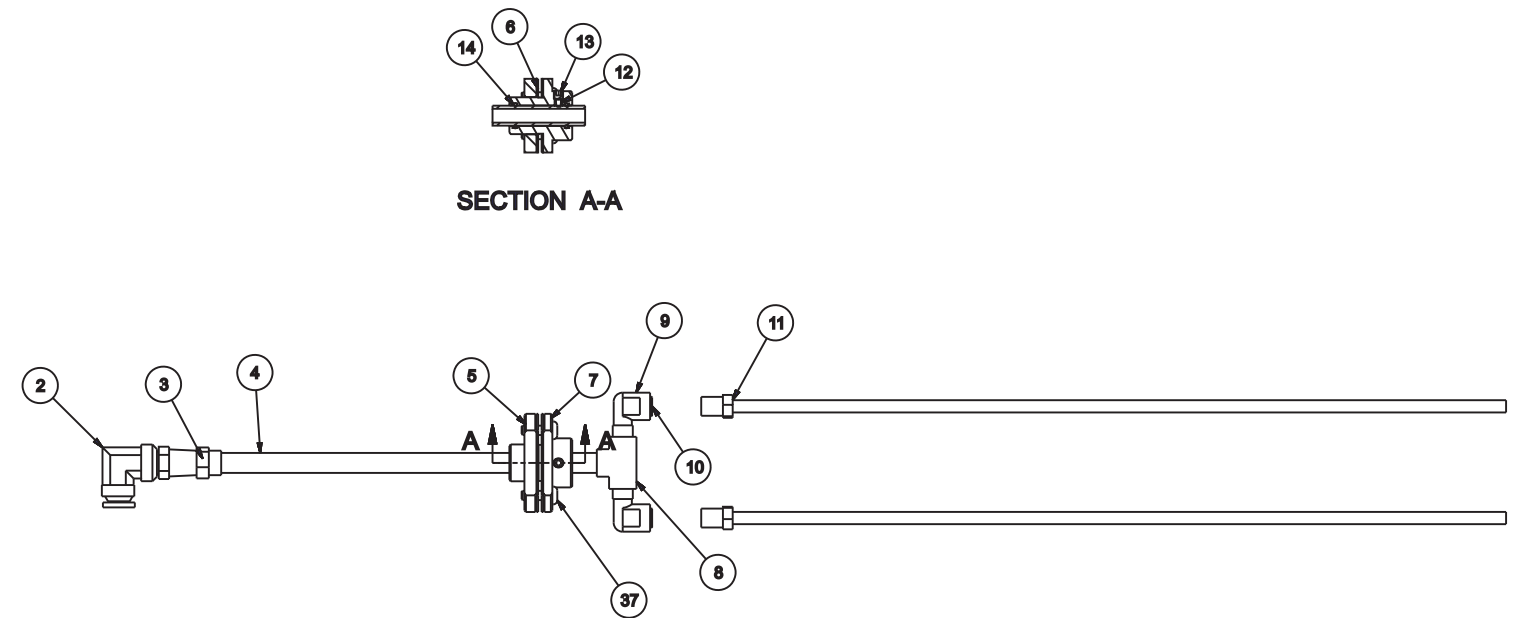
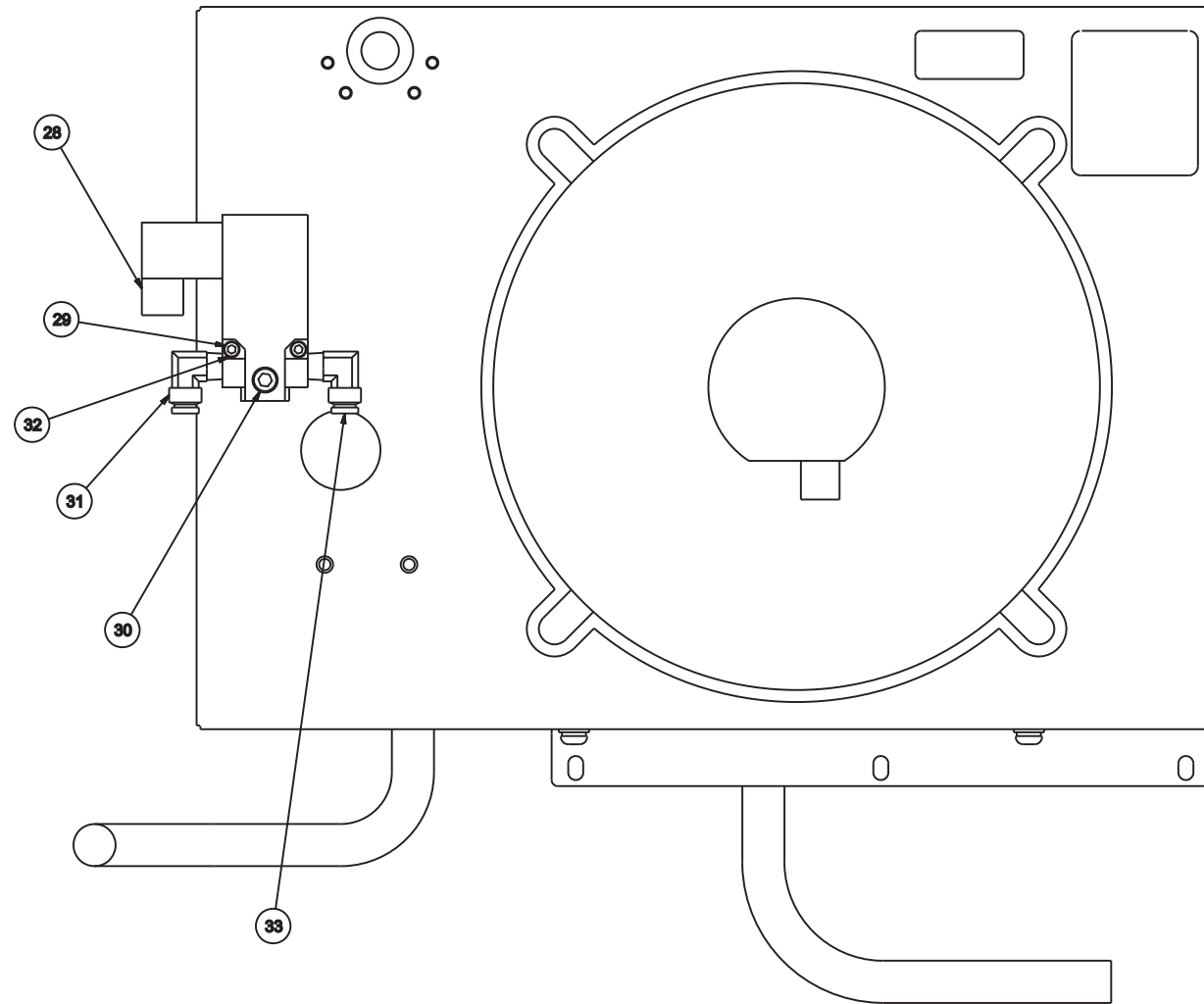
ITEM	PART NUMBER	QTY	DESCRIPTION
1	CL 000770203	1	ELBOW, 90 DEG MALE (SWIVEL)
2	CT 001109601	1	COUPLING, 1/8NPT HEX
3	CS 001109208	1	NIPPLE, BRASS
4	CS 0002921	1	PLATE
5	CS 001011631	2	GASKET
6	CS 0011793	1	SLEEVE
7	PO 000770202	1	TEE
8	NC 0010786	2	ELBOW, 90 DEGREE STREET
9	5 0001467	2	PLUG, 1/8 NPT
10	HG 0010109 A	2	ADAPTER, COOLANT ASSEMBLY
11	ST 0009727	1	PLUG, NYLON
12	0570303	1	SOC SET FL SCR 10-32X 3/16
13	OR 0000608	2	O RING
14	CLA000304812	1	AIR BLAST
15	MS 0103523	2	SCREW, SHCS, M5X0.8X45MM
16	5 0001914	1	PLUG, PIPE
17	CL 000770202	2	ELBOW, 1/4 NPT 5/16 TUBE
18	MW 0193510	2	WASHER, LOCK, STL, M5
19	HG 0007007	156"	TUBING 5/16 OD NYLON
20	LC 000812203	1	CLIP
21	LC 0009623	1	RELAY
22	0300309	4	SCREW, 10-32- 9/16 BUTTON HEAD SOCKET
23	VL 000770216	1	ELBOW 1/4 NPT-5/16 TUBE

NAME: AIR BLAST -ML SUB PART NUMBER: ML 0000238TG

**Headwall Air Blast Option
(ELITE 42 and 51 Series Lathes with Tailstock)**

ITEM	PART NUMBER	QTY	DESCRIPTION
2	CL 000770203	1	ELBOW, 90 DEG MALE (SWIVEL)
3	CT 001109601	1	COUPLING, 1/8NPT HEX
4	CS 001109208	1	NIPPLE, BRASS
5	CS 0002921	1	PLATE
6	CS 001011631	2	GASKET
7	CS 0011793	1	SLEEVE
8	PO 000770202	1	TEE
9	NC 0010786	2	ELBOW, 90 DEGREE STREET
10	5 0001467	2	PLUG, PIPE
11	HG 0010109 A	2	ADAPTER, COOLANT ASSEMBLY
12	ST 0009727	1	PLUG, NYLON
13	0570303	1	SCREW, SOC SET FL 10-32X 3/16

ITEM	PART NUMBER	QTY	DESCRIPTION
14	OR 0000608	2	O-RING
28	CLA000304812	1	AIR BLAST
29	MS 0103523	2	SCREW, SHC, M5X0.8X45MM
30	5 0001914	1	PLUG, PIPE
31	CL 000770202	2	ELBOW, 1/4 NPT 5/16 TUBE
32	MW 0193510	2	WASHER, LOCK, STL, M5
33	HG 0007007	156"	TUBING 5/16 OD NYLON
35	LC 000812203	1	CLIP
36	LC 0009623	1	RELAY
37	0300309	4	SCREW, BUTTON HEAD SOC 10-32- 9/16
38	R 0008044	6	PIN, ESCUTCHEON



NAME
AIR BLAST

PART NUMBER
ML 0000238

ELITE® 42 and ELITE 51 Series Lathes
Equipped with a Sub-Spindle

HPU END		HOSE TITLE	MFG PART #	HARDINGE PART #	LENGTH (IN)	HOSE SIZE	APPLIANCE END	
	TYPE						FITTING	TYPE
10655-4-4	STR.	SUBSPINDLE COLLET OPEN	540N0606-4-4-4-	ML 000700409	150"	-4	10655-4-4	STR.
10655-4-4	STR.	SUBSPINDLE COLLET CLOSE	540N0606-4-4-4-	ML 000700415	150"	-4	10655-4-4	STR.
30682-4-4	STR.	SUBSPINDLE CLOSER DRAIN	75200606-4-4-4-	ML 000700412	150"	-4	30682-4-4	STR.
10655-6-6	STR.	COLLET OPEN	540N0606-6-6-6-	ML 000700402	116"	-6	10655-6-6	STR.
10655-6-6	STR.	COLLET CLOSE	540N0606-6-6-6-	ML 000700403	116"	-6	10655-6-6	STR.
10655-6-6	STR.	TURRET CLAMP	9190606-6-6-6-	ML 000700404	116"	-6	10655-6-6	STR.
10655-6-6	STR.	TURRET UNCLAMP	9190606-6-6-6-	ML 000700405	116"	-6	10655-6-6	STR.
10655-4-4	STR.	SPINDLE BRAKE	540N0606-4-4-4-	ML 000700406	66"	-4	10655-4-4	STR.
10655-4-4	STR.	SPINDLE BRAKE-SUB	540N0606-4-4-4-	ML 000700414	176"	-4	10655-4-4	STR.

PART NUMBER
MLA0007007SHK

ELITE 42 and ELITE 51 Series Lathes
Equipped with a Tailstock

HPU END		HOSE TITLE	MFG PART #	HARDINGE PART #	LENGTH (IN)	HOSE SIZE	APPLIANCE END	
	TYPE						FITTING	TYPE
10655-6-6	STR.	TAILSTOCK HOME	540N0606-6-6-6-	ML 0007004	75	-6	10655-6-6	STR.
10655-6-6	STR.	TAILSTOCK FORWARD	540N0606-6-6-6-	ML 000700401	60	-6	10655-6-6	STR.
10655-6-6	STR.	COLLET OPEN	540N0606-6-6-6-	ML 000700402	116	-6	10655-6-6	STR.
10655-6-6	STR.	COLLET CLOSE	540N0606-6-6-6-	ML 000700403	116	-6	10655-6-6	STR.
10655-6-6	STR.	TURRET CLAMP	9190606-6-6-6-	ML 000700404	116	-6	10655-6-6	STR.
10655-6-6	STR.	TURRET UNCLAMP	9190606-6-6-6-	ML 000700405	116	-6	10655-6-6	STR.
10655-4-4	STR.	SPINDLE BRAKE	540N0606-4-4-4-	ML 000700406	66	-4	10655-4-4	STR.

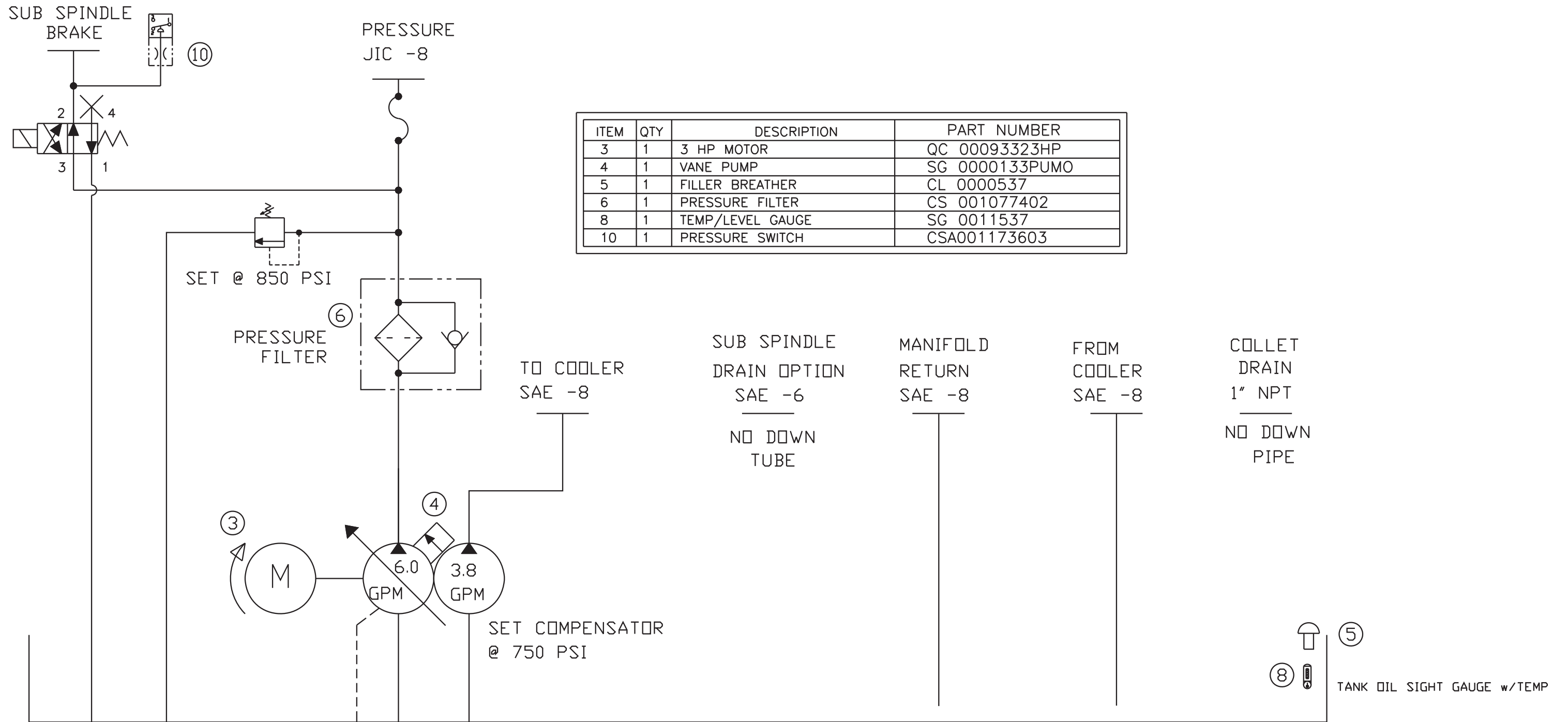
PART NUMBER
MLB0007007TSK

ELITE 27 MS Lathe

HPU END		HOSE TITLE	MFG PART #	HARDINGE PART #	LENGTH (IN)	HOSE SIZE	APPLIANCE END	
	TYPE						FITTING	TYPE
10655-6-6	STR.	TURRET CLAMP	9190606-6-6-6-	ML 000700404	116"	-6	10655-6-6	STR.
10655-6-6	STR.	TURRET UNCLAMP	9190606-6-6-6-	ML 000700405	116"	-6	10655-6-6	STR.
10655-4-4	STR.	SPINDLE BRAKE	540N0606-4-4-4-	ML 000700406	66"	-4	10655-4-4	STR.
10655-4-4	STR.	SPINDLE BRAKE-SUB	540N0606-4-4-4-	ML 0007004SSB	160"	-4	10655-4-4	STR.

PART NUMBER
ML 0007007SS

**Hydraulic Kit
(ELITE 42 and 51 Series Lathes with a Sub-Spindle)**

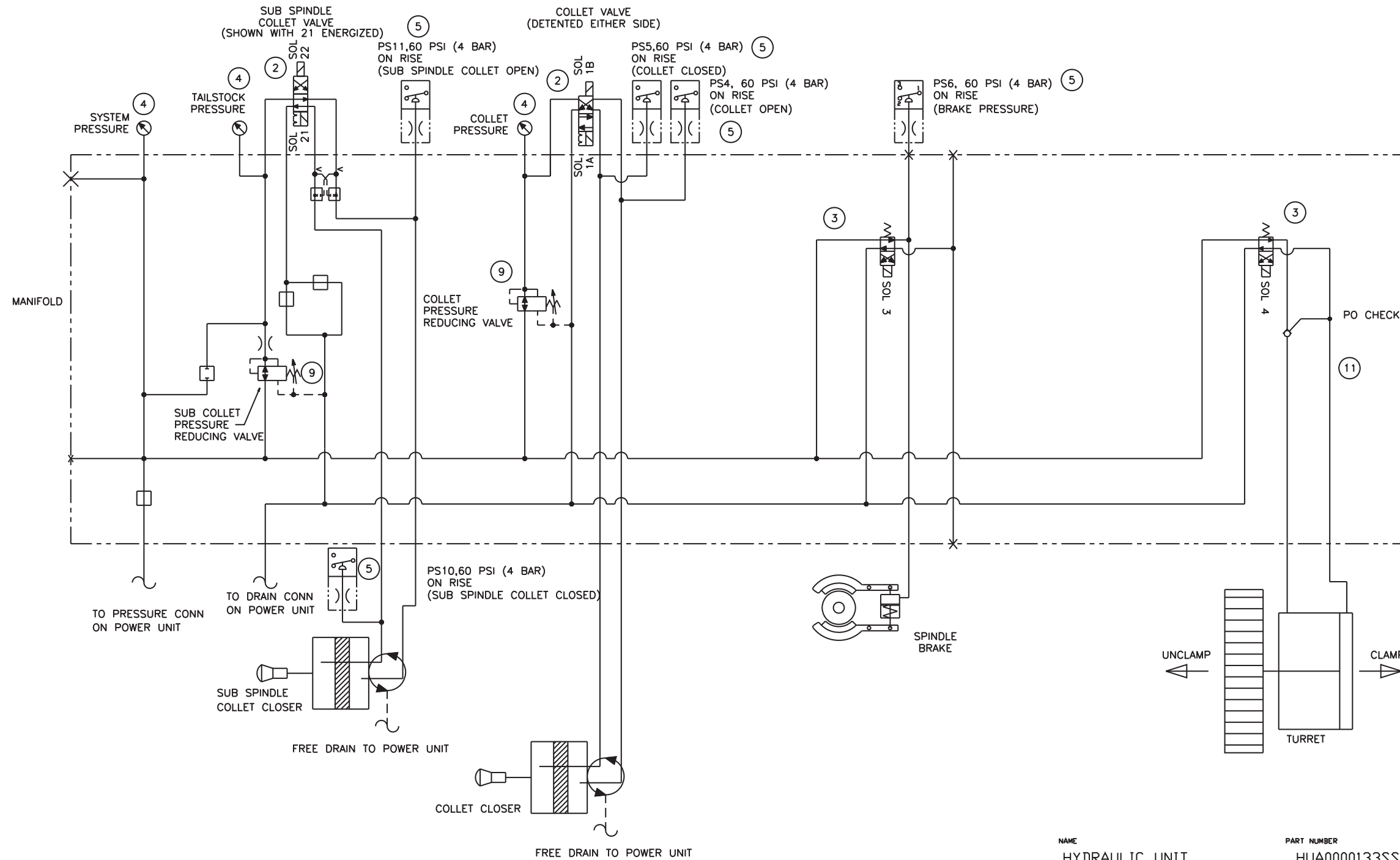


ITEM	QTY	DESCRIPTION	PART NUMBER
3	1	3 HP MOTOR	QC 00093323HP
4	1	VANE PUMP	SG 0000133PUMO
5	1	FILLER BREATHER	CL 0000537
6	1	PRESSURE FILTER	CS 001077402
8	1	TEMP/LEVEL GAUGE	SG 0011537
10	1	PRESSURE SWITCH	CSA001173603

NAME
HYDRAULIC UNIT-ML
SUBSPINDLE

PART NUMBER
HUA0000133SSOE

ITEM	QTY	DESCRIPTION	PART NUMBER
2	2	DIRECTIONAL VALVE	VL 0003048CCDV
3	2	DIRECTIONAL VALVE	CL 000304807
4	3	GUAGE	CS 0011537
5	5	PRESSURE SWITCH	CSA001173603
9	2	PRESSURE REDUCING VALVE	CS 000304804
11	1	PO CHECK	CS 001145207

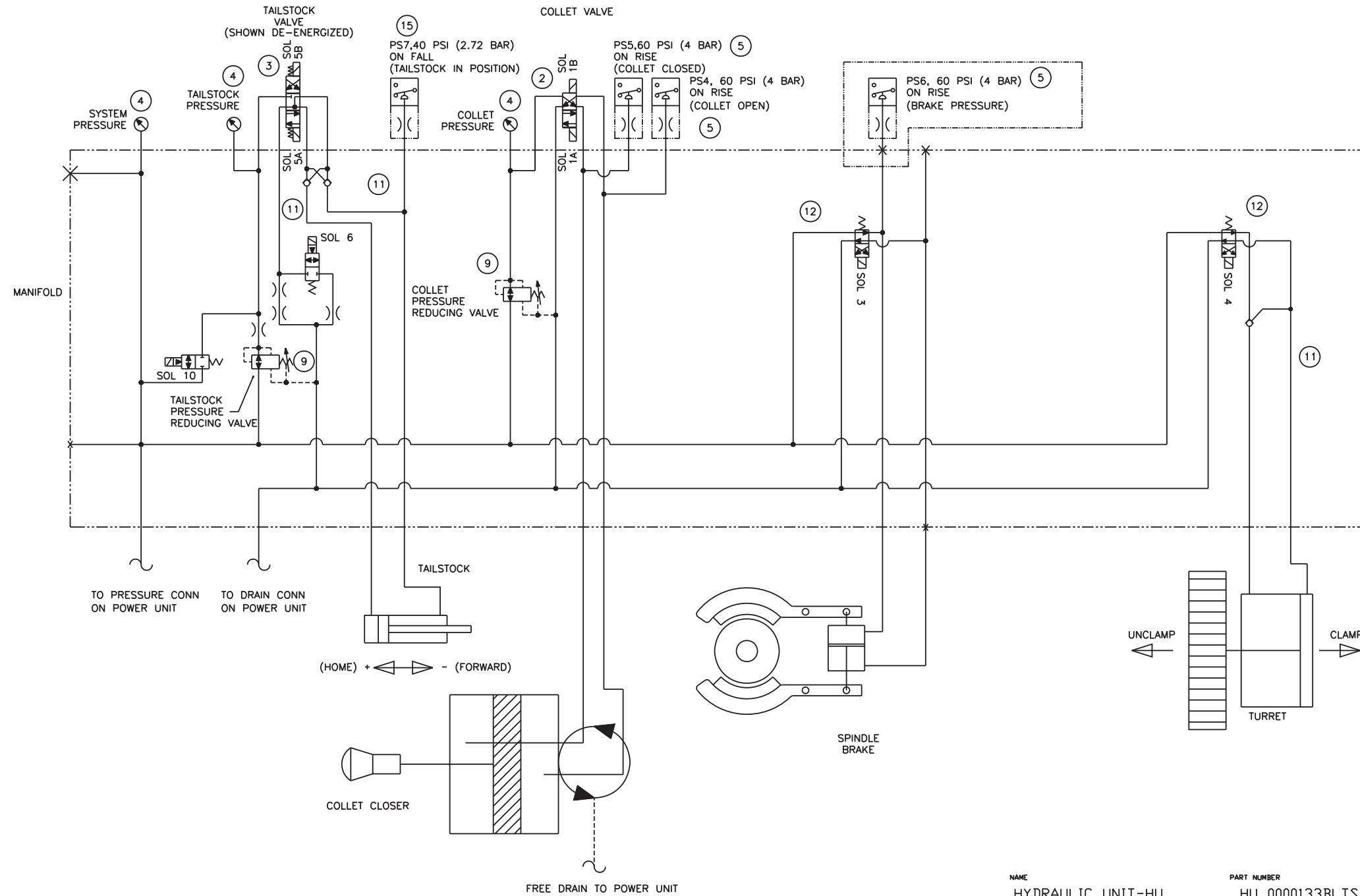


NAME
HYDRAULIC UNIT
SUBSPINDLE

PART NUMBER
HUA0000133SSDE

**Hydraulic Kit
(ELITE 42 and 51 Series Lathes with a Tailstock)**

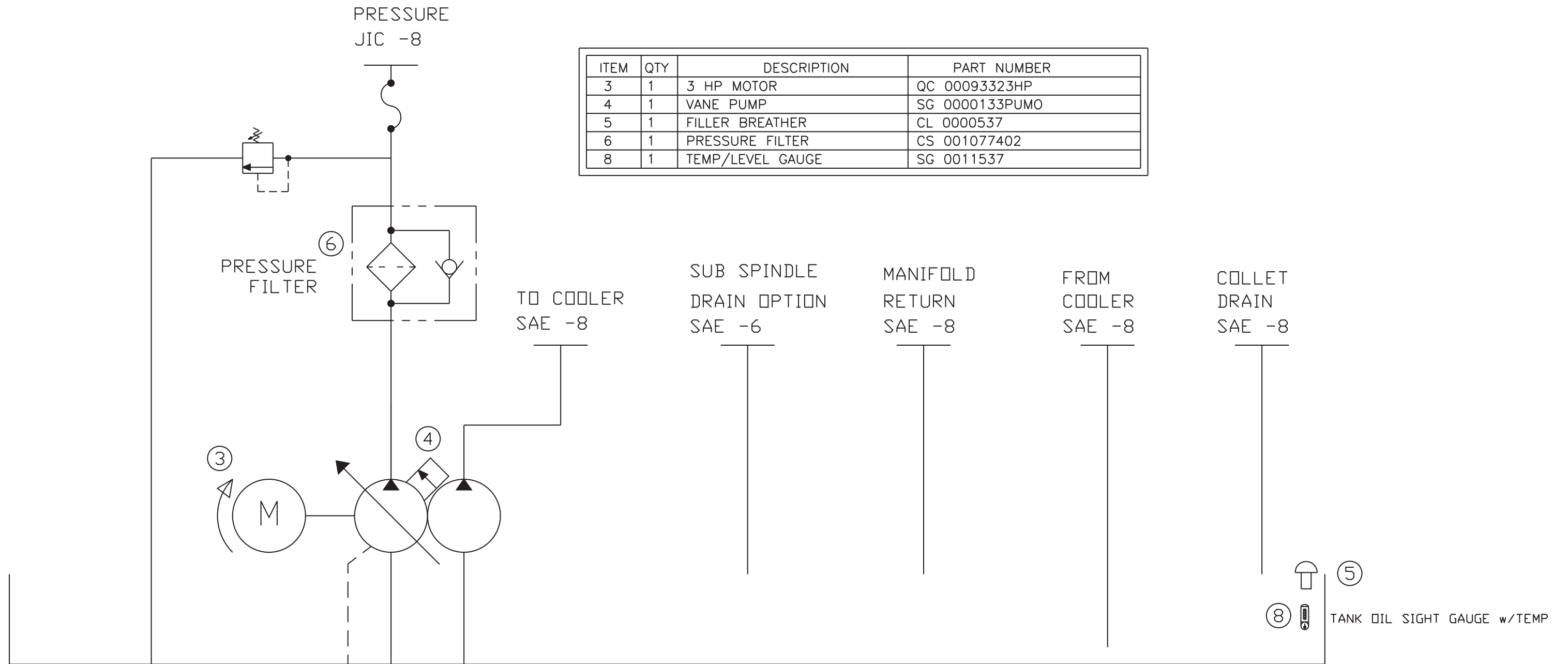
ITEM	QTY	DESCRIPTION	HARDINGE PART NUMBER
2	1	DIRECTIONAL VALVE	VL 0003048CCDV
3	1	DIRECTIONAL VALVE	CL 000304806
4	3	GUAGE	CS 0011537
5	3	PRESSURE SWITCH	CSA001173602
9	2	PRESSURE REDUCING VALVE	CS 000304804
11	3	PO CHECK	CS 001145207
12	2	DIRECTIONAL VALVE	CL 000304807
15	1	PRESSURE SWITCH	CSA001173603



NAME
HYDRAULIC UNIT-HU
TAILSTOCK

PART NUMBER
HU 0000133BLTS

ITEM	QTY	DESCRIPTION	PART NUMBER
3	1	3 HP MOTOR	QC 00093323HP
4	1	VANE PUMP	SG 0000133PUMO
5	1	FILLER BREATHER	CL 0000537
6	1	PRESSURE FILTER	CS 001077402
8	1	TEMP/LEVEL GAUGE	SG 0011537

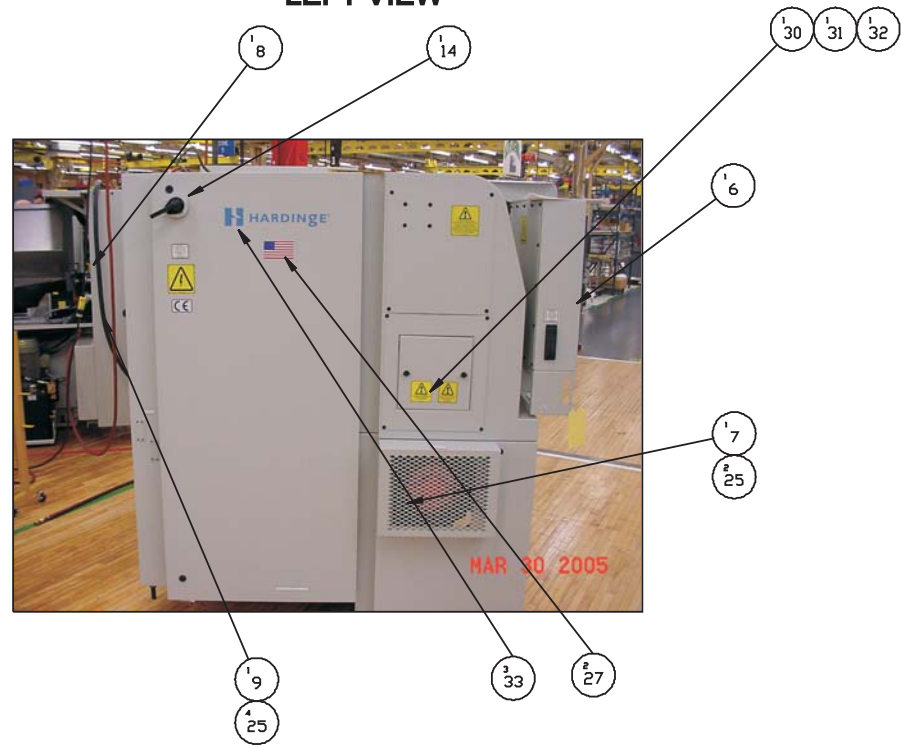


NAME
HYDRAULIC UNIT-HU
TAILSTOCK


PART NUMBER
HU 0000133BLTS

Miscellaneous Components


LEFT VIEW



FRONT VIEW



TURRET TAGS




LEFT VIEW



NAME
ELITE LATHE
(BUTTON-UP)

PART NUMBER
MLA0001111




RIGHT VIEW



BACK VIEW




POWERCASE REAR



BACK VIEW

TAILSTOCK ¹41 -OR- ¹44 SUBSPINDLE ¹42

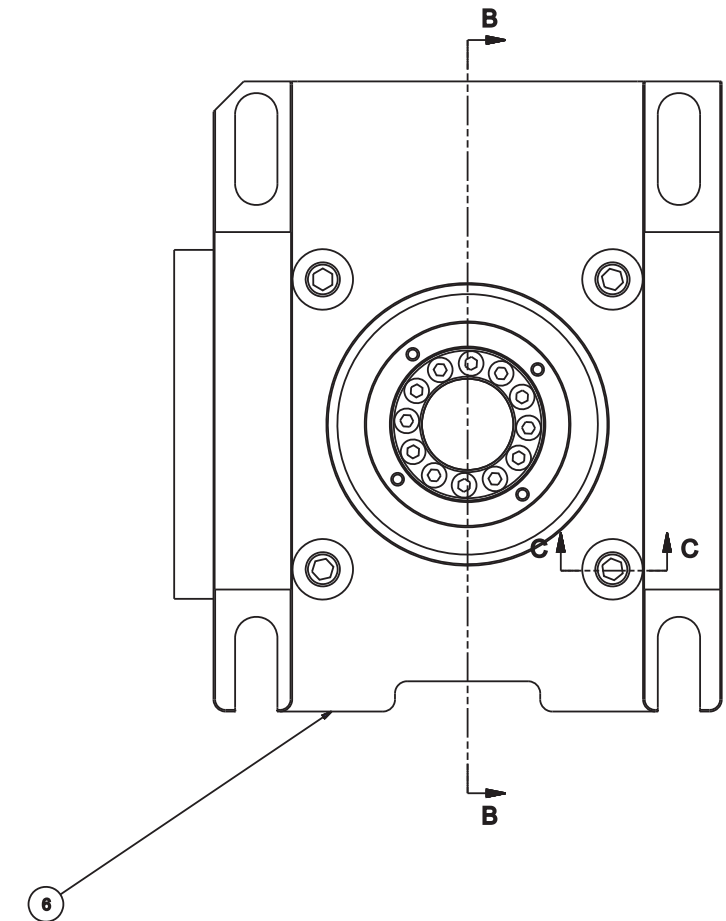
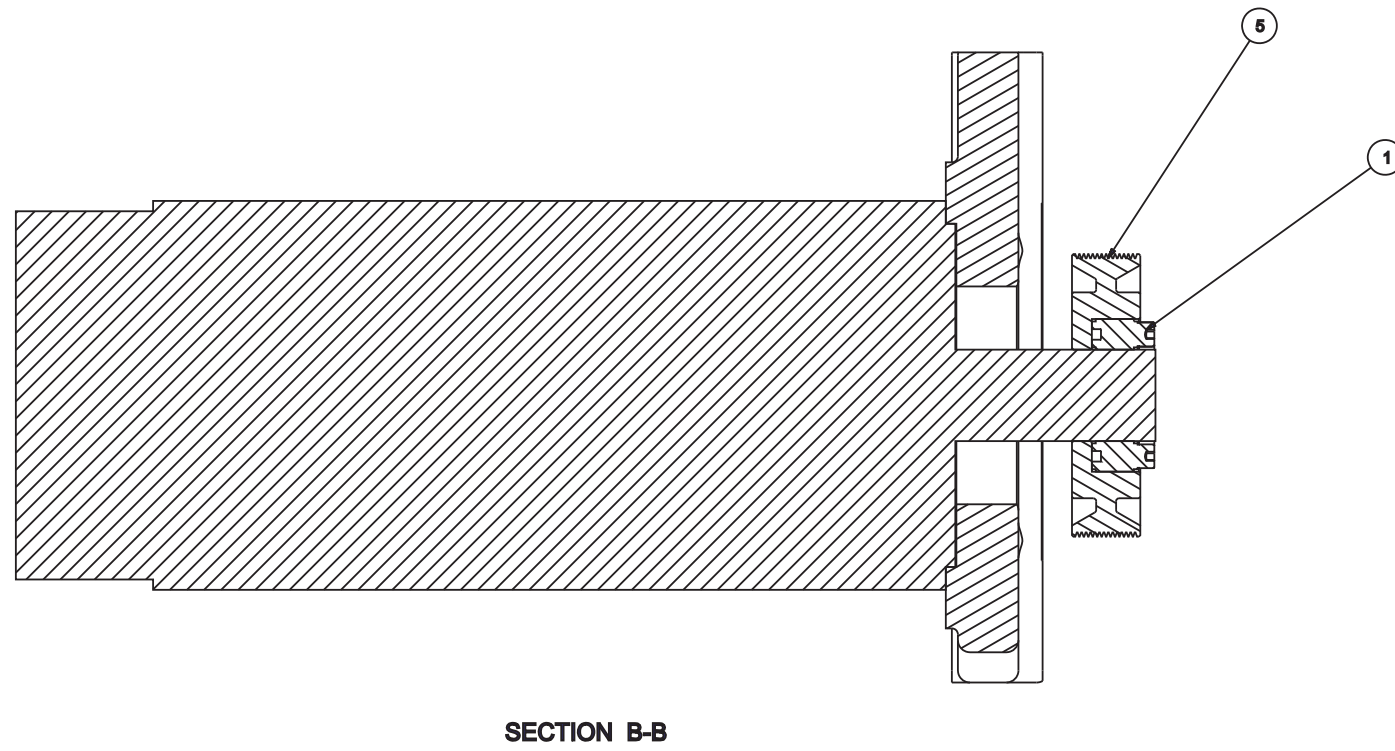
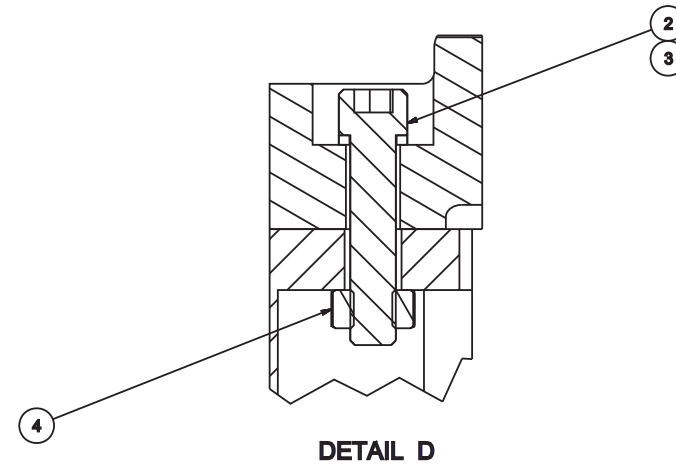


NAME ELITE LATHE <BUTTON-UP> PART NUMBER ML-A0001111

Miscellaneous Components

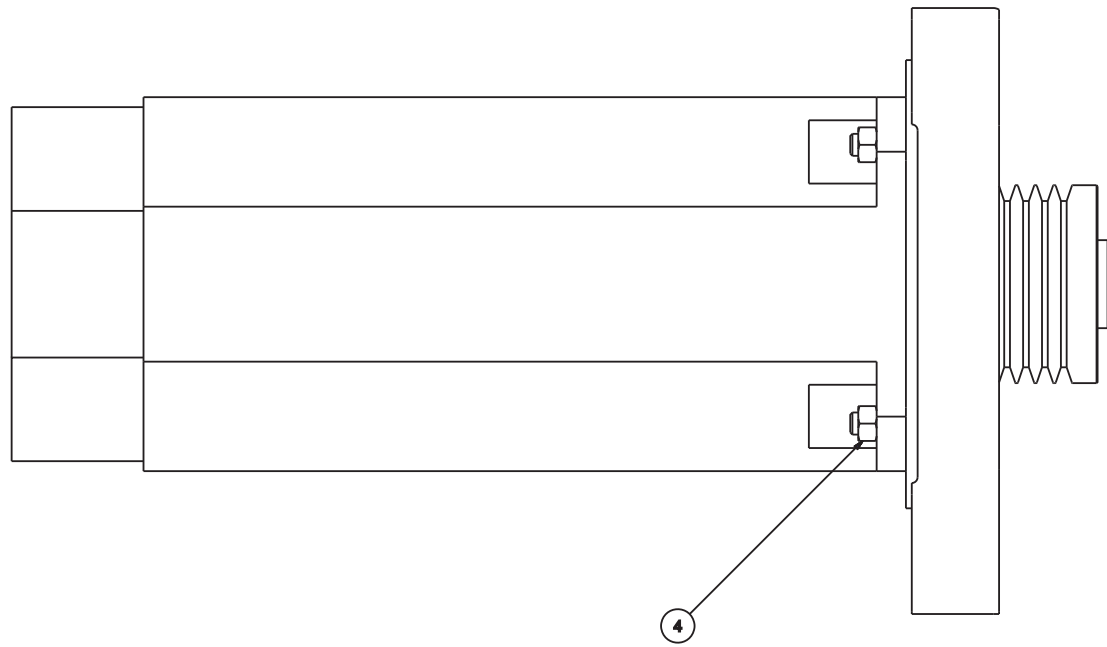
ITEM	PART NUMBER	QTY	DESCRIPTION
1	CS 001030202CE	1	TAG, PINCH POINT
3	CM 0010366MAR	1	DECAL
4	CSA001030208CE	1	TAG, WARNING
5	CNA001030201CE	1	TAG, WARNING
6	CSA0010302R2CE	1	TAG, RS-232
7	ML 0010302AIR	2	TAG, AIR FLOW
8	CSA001030205CE	1	TAG, INCOME SERV.
9	LCA0010302CE	2	TAG, ELECTRICAL HAZARD"
10	CSA001030201CE	3	TAG, SERV. ACCESS
11	SBA001030206CE	1	TAG, BAR STOCK
12	CL 001030208CE	1	TAG, DRAW TUBE SCREWS
13	ML 0010366BUMS	1	DECAL, ELITE 27MS LATHE
	ML 0010366BU42M	1	DECAL, ELITE 42M LATHE
	ML 0010366BU42MS	1	DECAL, ELITE 42MS LATHE
	ML 0010366BU51M	1	DECAL, ELITE 51M LATHE
	ML 0010366BU51MS	1	DECAL, ELITE 51MS LATHE
14	GTA001036609	2	DECAL, MADE IN USA
15	ML 0010302GREAS	1	TAG, GREASE
16	ADA0010522CE	1	TAG, NAME PLATE
21	LCA001030201CE	1	TAG, DO NOT LIFT
22	CN 0001535	1	TAG, SERIAL NUMBER PLATE
23	CL 0008074	1	DATA TAG, BLANK
24	CLB001030204CE	1	TAG, FINGER SHEAR
25	R 0008044	62	PIN, ESCUTCHEON
26	CM 0010366SH	1	PIN, ESCUTCHEON
27	BP 0011012327	2	DECAL
28	ML 0010115RF	1	ROOF, MACHINE
30	CLA001044906	1	GUARD, BIG-BORE CLOSER
31	CL 001011649	1	GASKET, GUARD - COLLET CLOSER
32	SG 000399027	1	RETAINER, SPLASH (COOLANT CATCHER)
33	CM 0010366THAR	3	PIN, ESCUTCHEON
36	LC 0001990SS	1	BRACKET, Z AXIS SOLID STOP
37	LC 0011936 Z	1	STOP, Z AXIS
39	LC 001030203	1	TAG, SHIPPING
40	CSA0010302WCE	1	TAG, WINDOW
41	ML 0010302TSLG	1	TAG, TAILSTOCK FORCE
42	SG 001036602CE	1	TAG, BIG-BORE COLLET CLOSER
43	QC 001033103	1	PLUG, 1-1/16" CAP
44	SGC001036601CE	1	TAG, CLOSER PRESSURE - SUBSPINDLE

ITEM	PART NUMBER	QTY	DESCRIPTION
1	CL 001038902	1	SLEEVE, CLAMPING
2	MS 0104225	4	SCREW, SHC, M12X1.75X55MM
3	MW 0194210	4	WASHER, LOCK, STL, M12
4	MN 0114210	4	NUT, HEX, STL, M12X1.75
5	HG 0004052NEW	1	PULLEY, MOTOR
6	ML 0001991SM	1	PLATE, SPINDLE MOTOR MOUNT

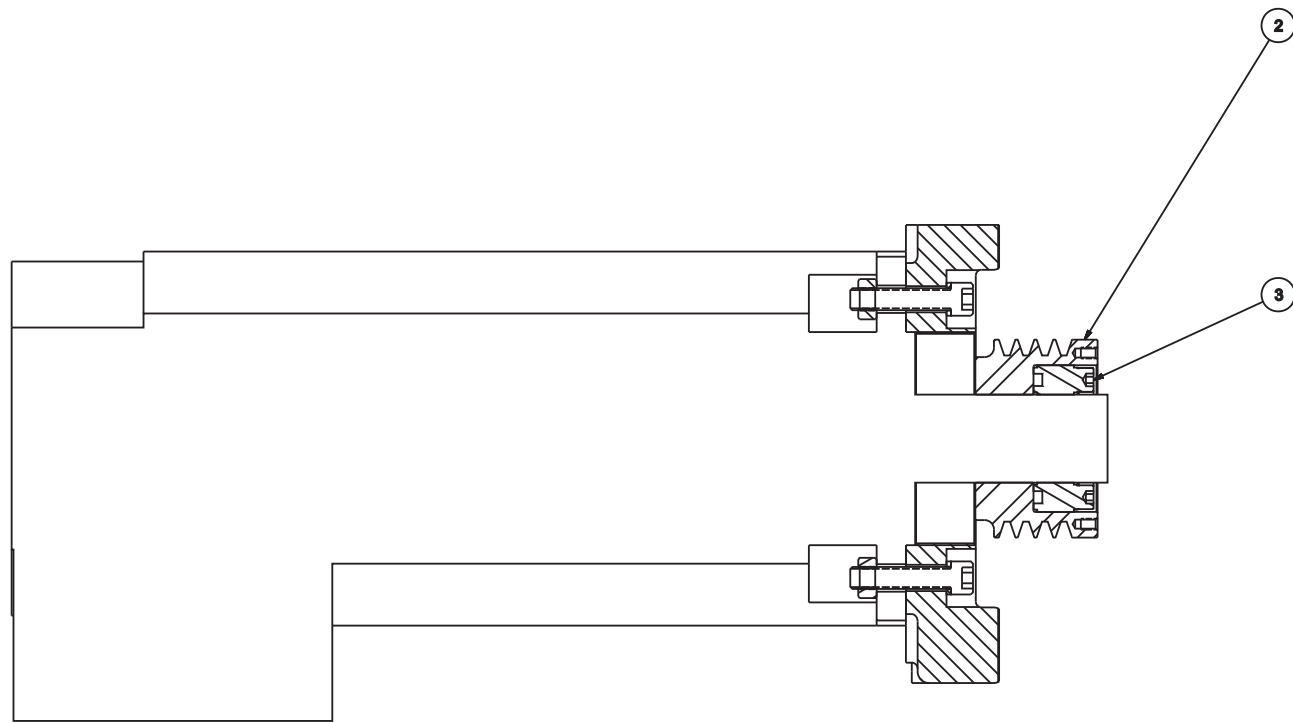


NAME: ASSEMBLY, MOTOR PLATE PART NUMBER: ML 0001991A27

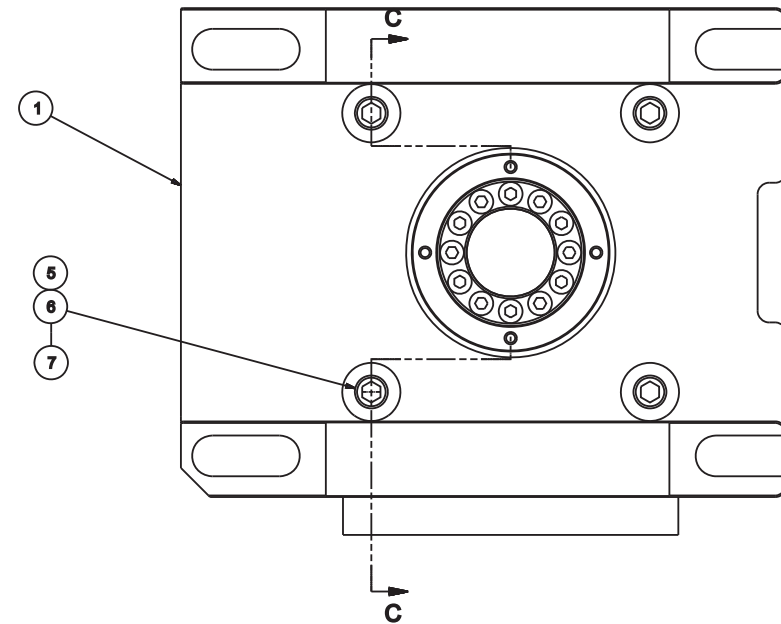
**Motor Plate
(ELITE 42 and 51 Series Lathes)**



ITEM	PART NUMBER	QTY	DESCRIPTION
1	ML 0001991SM	1	PLATE, SPINDLE MOTOR MOUNT
2	ML 0003177	1	PULLEY, FANUC MOTOR
3	CL 001038902	1	SLEEVE, CLAMPING
4	MN 0114210	4	NUT, HEX, STL, M12X1.75
5	MS 0104225	4	SCREW, SHC, M12X1.75X55MM
6	MW 0194210	4	WASHER, LOCK, STL, M12
7	NC 0010884	.4	THREADLOCKER, LOCTITE 242

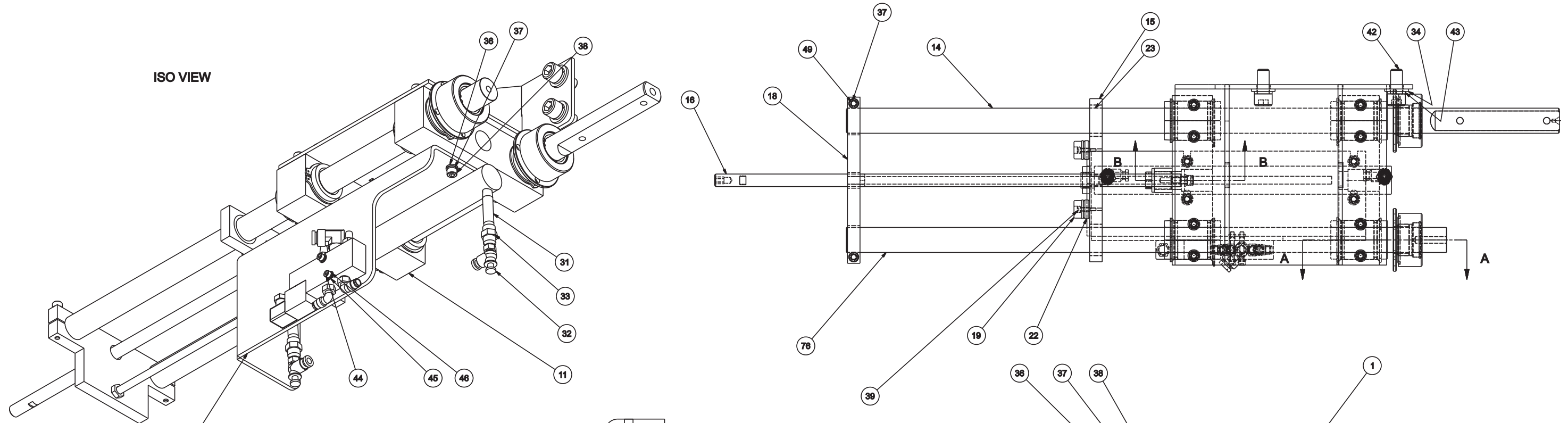


SECTION C-C

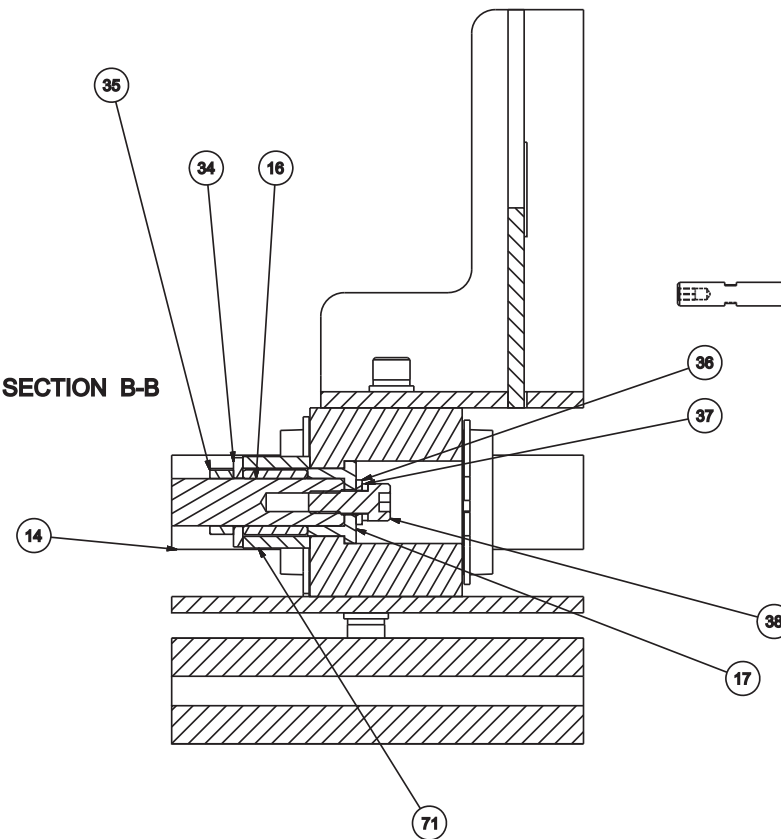


NAME: ASSEMBLY, MOTOR PLATE PART NUMBER: MLA0001991A

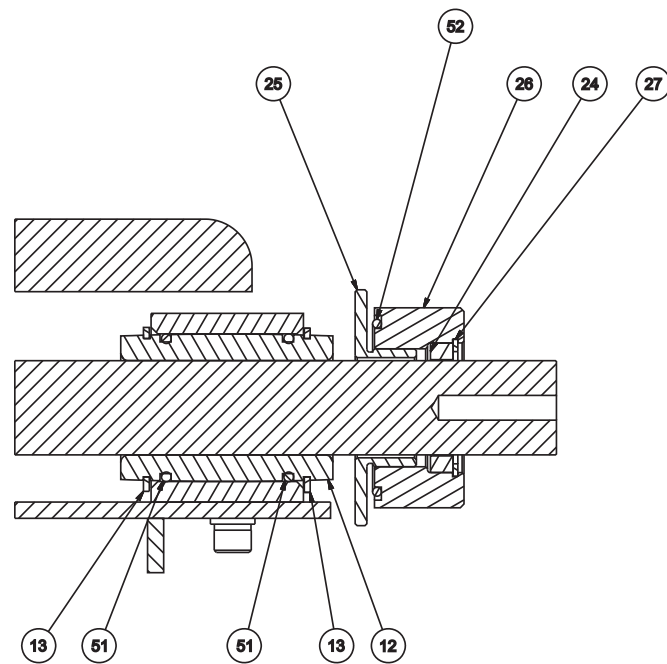
ISO VIEW



SECTION B-B



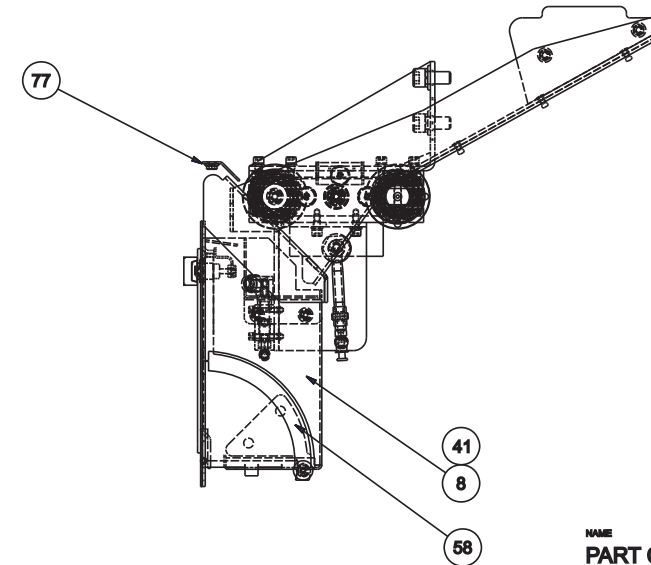
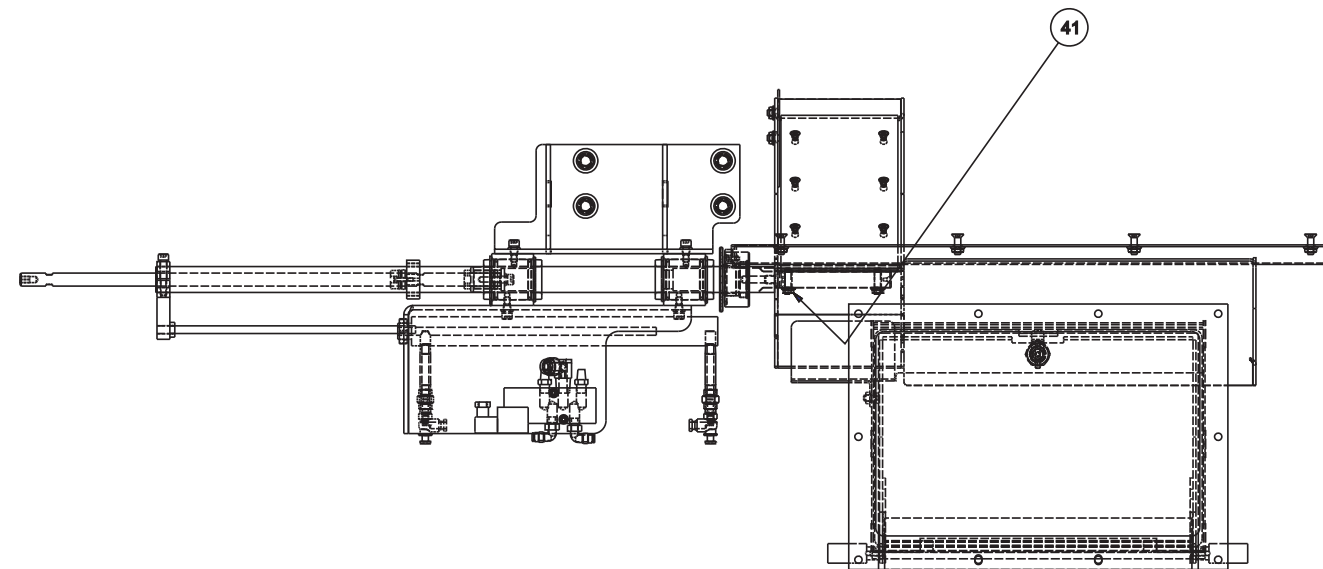
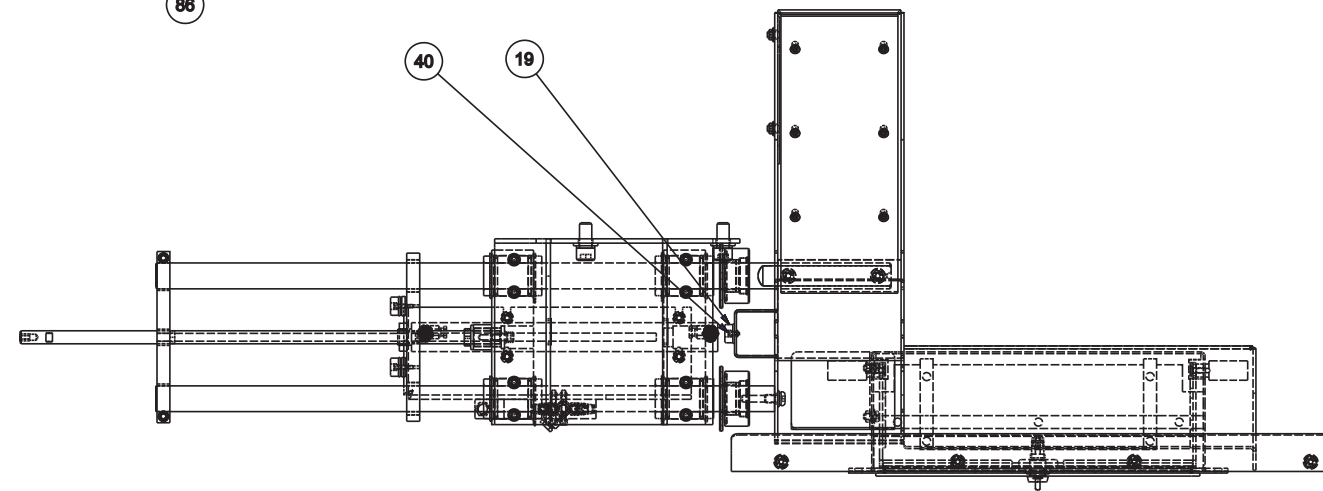
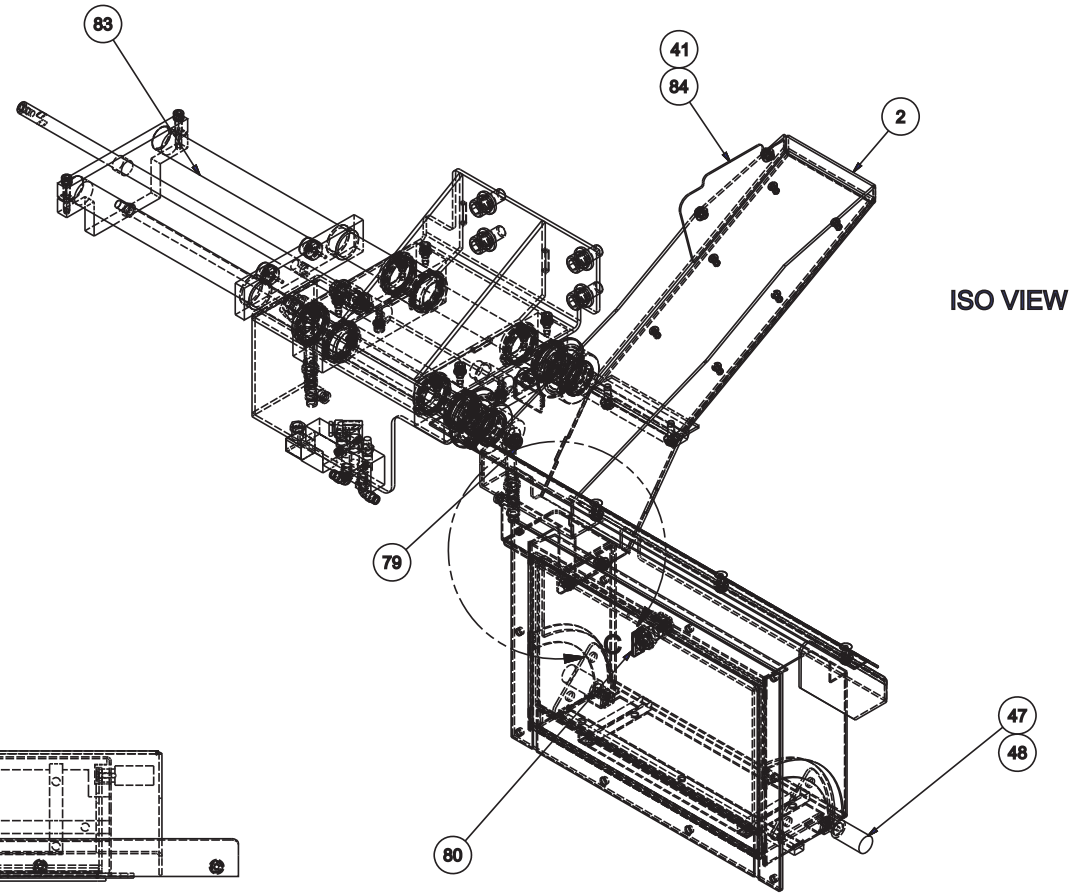
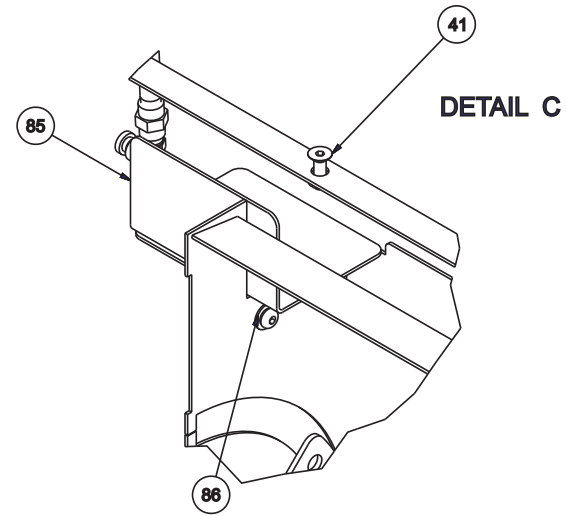
SECTION A-A



NAME
PART CATCHER

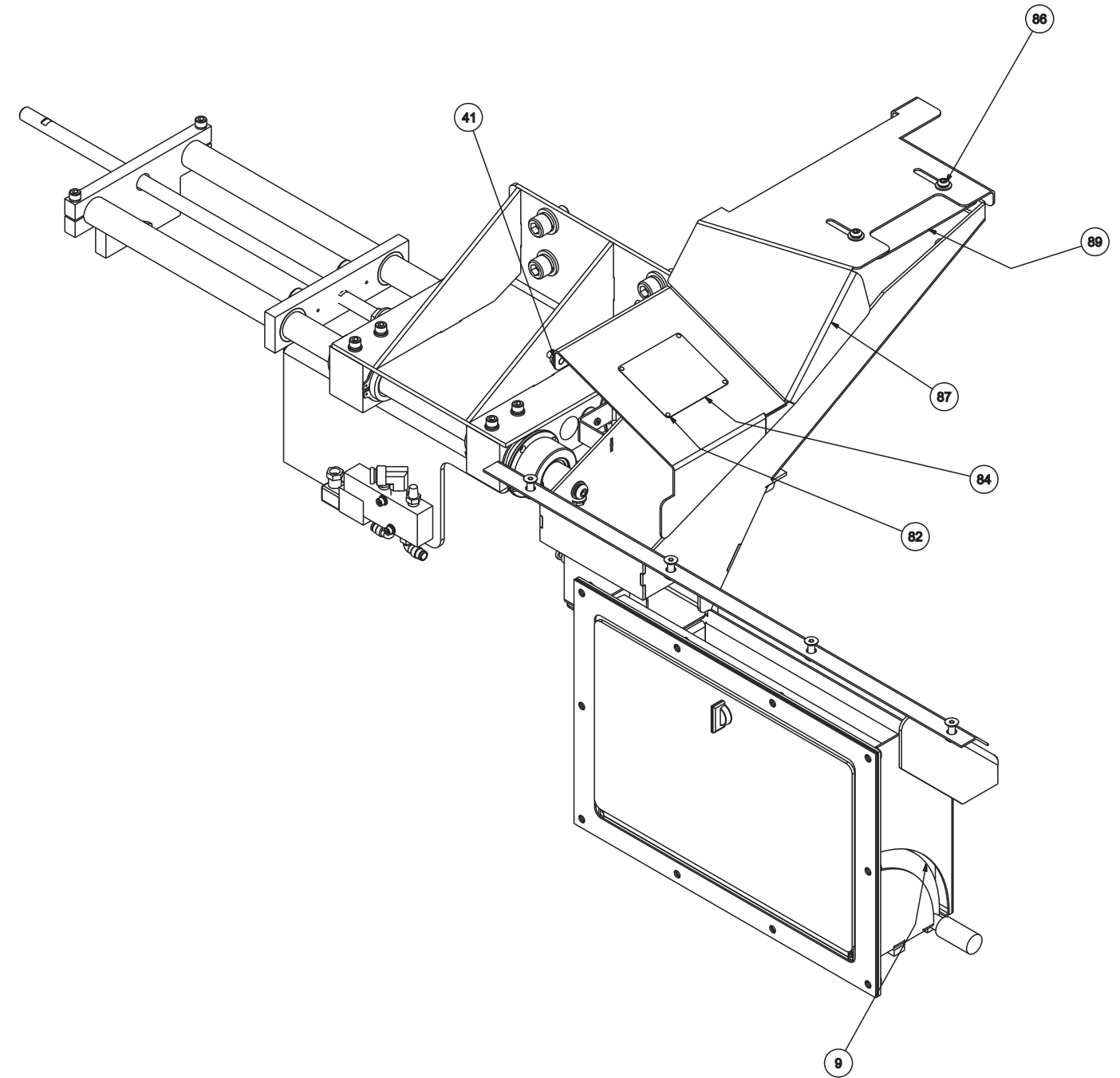
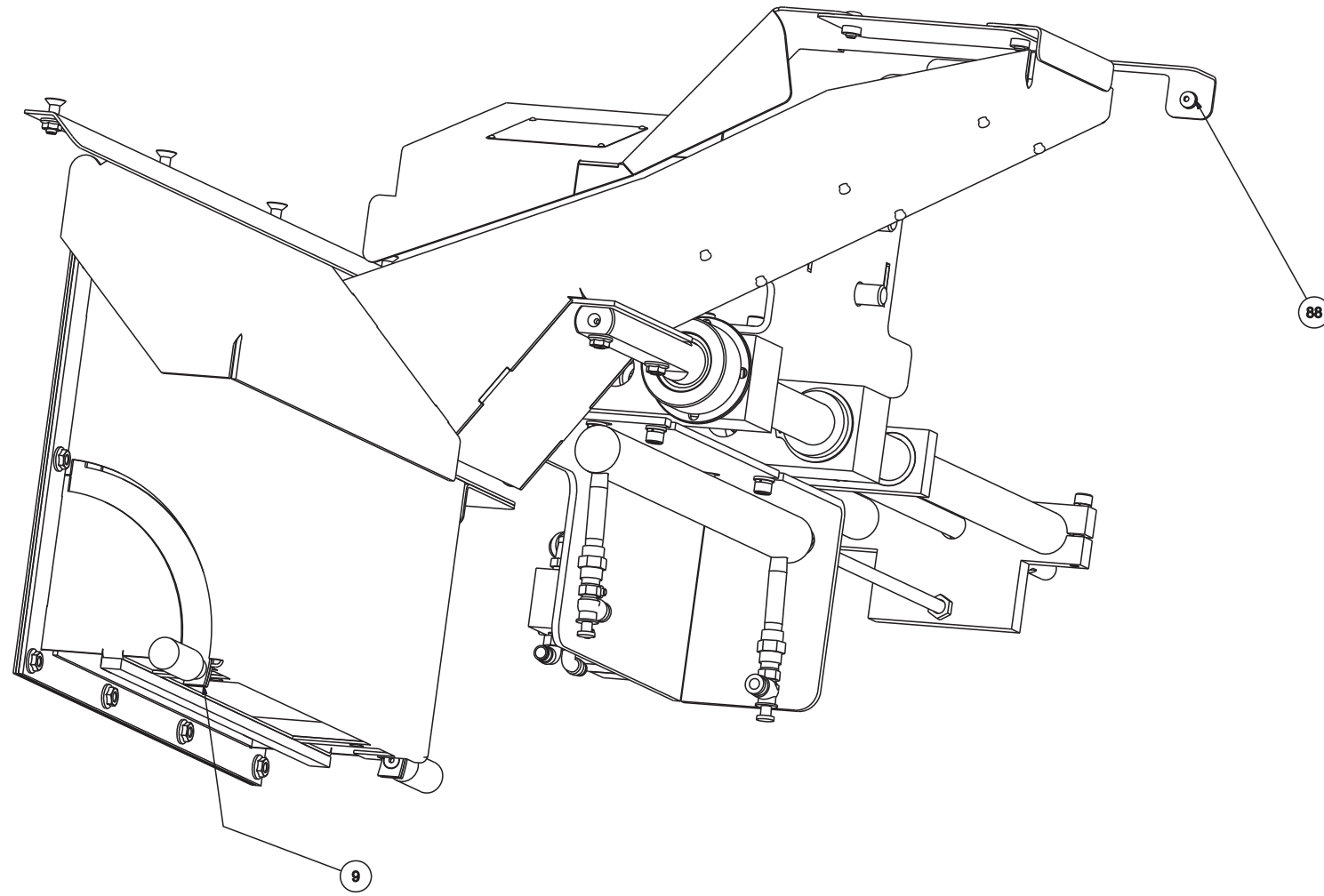
PART NUMBER
MLA0002916ELPC

Parts Catcher Assembly [Option]



NAME
PART CATCHER

PART NUMBER
MLA0002916ELPC

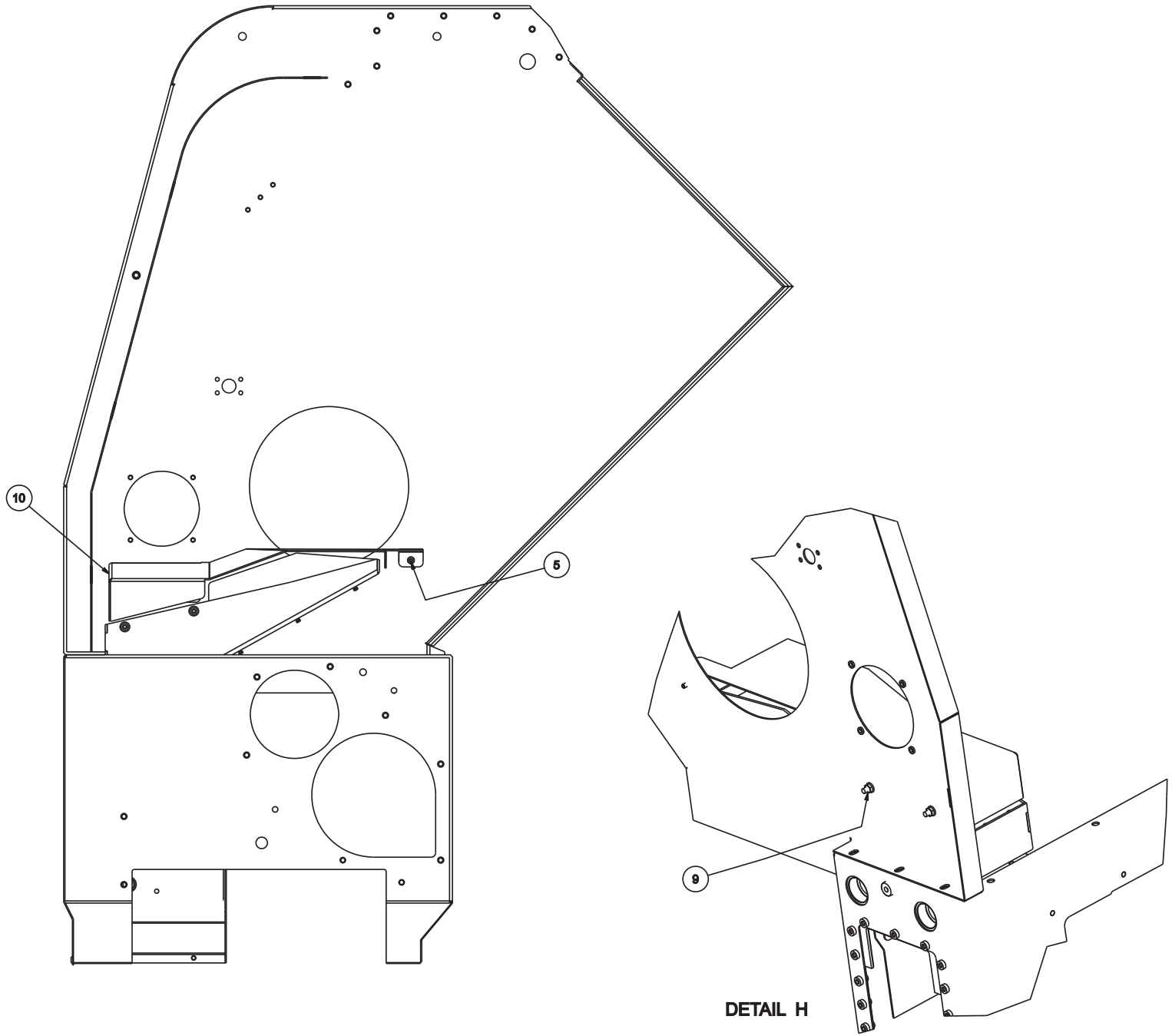
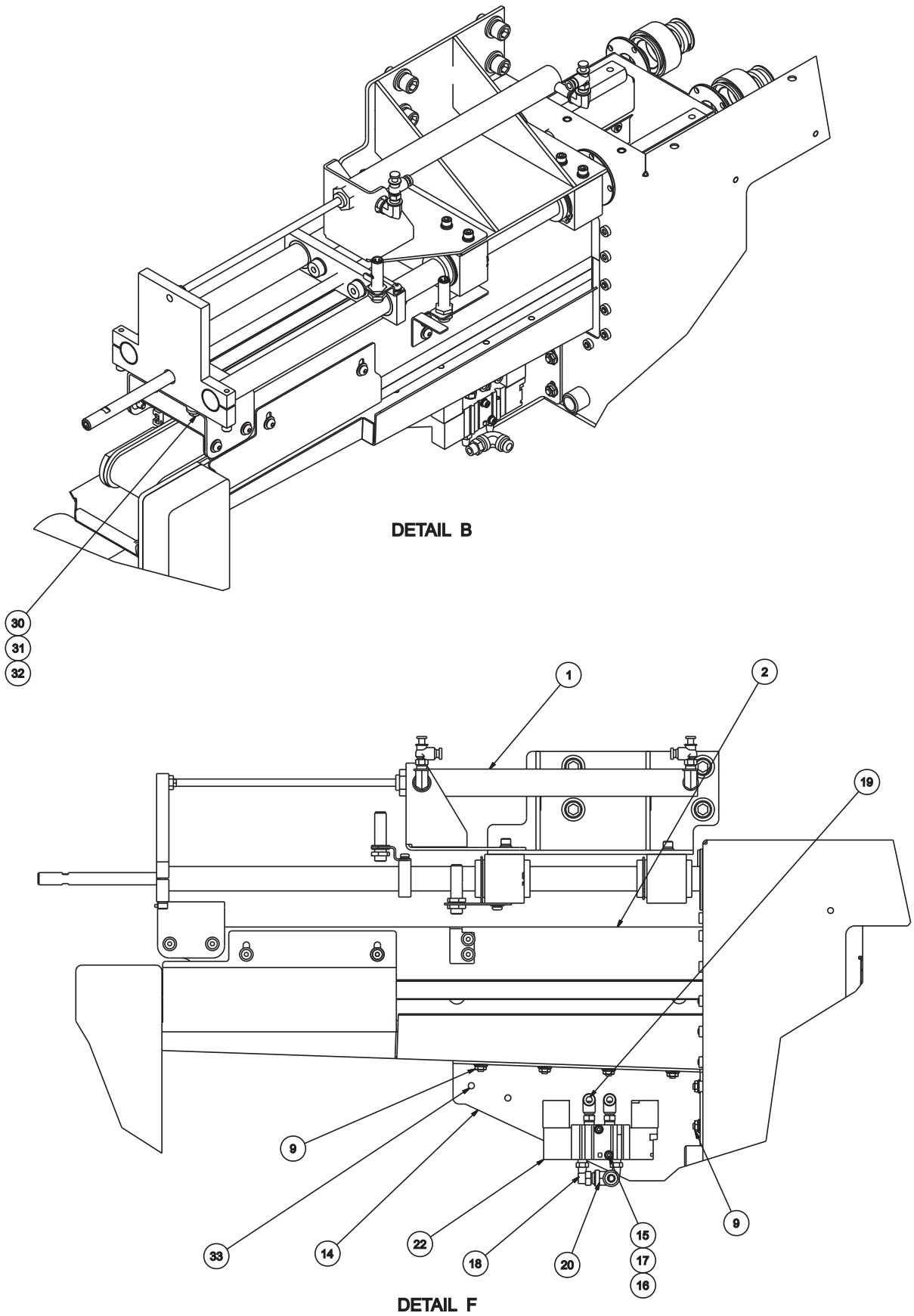


NAME
PART CATCHER

PART NUMBER
MLA0002916ELPC

Parts Catcher Assembly [Option]

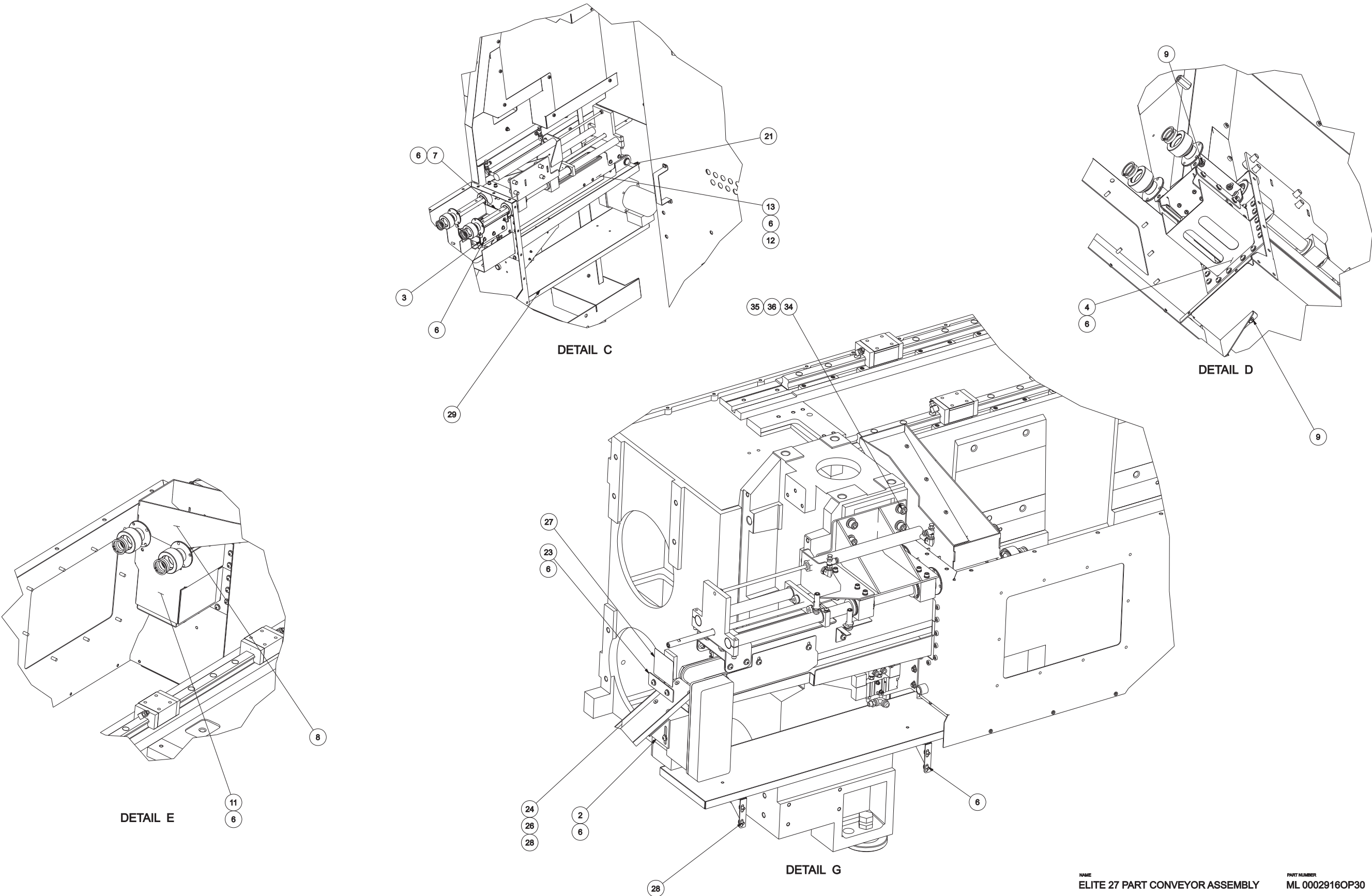
ITEM	PART NUMBER	QTY	DESCRIPTION	ITEM	PART NUMBER	QTY	DESCRIPTION
1	LC 0002916BPC	1	BRACKET, PARTS CATCHER	47	LCA00039906465	2	WEIGHT, PARTS CATCHER
2	ML 0002916UC05	1	UPPER CHUTE, PART CATCHER	48	MS 0313516	2	SCREW, FLT HD M5x.8x12MM
5	LC 00029170351	1	CYLINDER, LC51 PARTS CATCHER	49	MS 0103621	2	SCREW, SHCS, M6X1X35MM
6	LC 000304801	1	VALVE, DIRECTIONAL	51	OR 0002225	8	O-RING, 1.362 ID X 0.103 CS
8	ML 0002916SU05	1	SUPPORT,BASKET	52	OR 0002730	2	O-RING, 1-11/16 ID X 3/32 CS
9	MLA00029160205	1	DOOR, PARTS CATCHER ASSEMBLY	57	ML 00101160704	1	GASKET, COVER FRONT SKIRT
11	LCA0002916PCB	2	BASE, PARTS CATCHER	58	ML 00029160105	1	BASKET, PART
12	LC 000414004	4	BEARING, LINEAR	60	HG 0007007	160	TUBING 5/16 OD NYLON
13	1560008231	8	RING, SNAP	61	NC 001088402	.03	THREADLOCKER, LOCTITE 222
14	LC 0002916SR51	1	ROD, SUPPORT LC 51	62	LT 0010884 S	.03	SEALANT, PIPE
15	LCB0002916SP	1	STOP PLATE	63	HS 000700747	24	TUBING 1/4" FLEXIBLE
16	LC 0002916AR51	1	ROD, ADJUSTING	64	LC 000812203	1	RELAY MINI 24VDC
17	LC 0002916BSH	1	BUSHING	65	LC 0009623	1	CLIP RETAINING
18	LCA0002916EP	1	END PLATE	66	QC 0009207	1	CORD GRIP .12-.28 1/2 NPT
19	HG 0010541	3	BUMPER, DOOR	67	50 0010226	1	GASKET ASSEMBLY 1/2 INCH
21	TL 0000414 B	1	NUT, 5/16 HEX	68	AH 0011508	1	NUT LOCK
22	LC 0002916BS	2	SPACER, BUMPER	70	CL 0009938	56	SLEEVE HI-TEMP .250 ID
23	LCA0002916BSH1	2	BUSHING	71	CPA0006939	1	SPRING
24	CS 001119809	2	SEAL	72	ML 0002916SPAC	1	SPACER,PARTS CATCHER-TENSION
25	LC 0010824	2	HOUSING, SEAL	73	VS 0010440	.25	LUBRICANT (ANTI-SIEZE)
26	LC 001119804	2	SEAL, MOUNT	74	NC 0010884	.02	THREADLOCKER, LOCTITE 242
27	137000823101	2	RING, RETAINING	75	LCA00019906351	1	BRACKET, CYLINDER LC51
28	CT 0011335	2	MUFFLER, 1/8 NPT	76	ML 0002916SRFT	1	ROD, SUPPORT
29	CL 000770202	1	ELBOW, 1/4 NPT 5/16 TUBE	77	ML 0002916DEFP	1	DEFLECTOR, PARTS CATCHER
30	VL 000770303	2	ELBOW, 1/4 NPT TO 1/4 TUBE SWIVEL	78	MS 0313618	4	FHCS, M6 X 1.0 X 20MM
31	NT 0003504 A	2	NIPPLE	79	MS 0303817SA	1	M8X16MM BHCS/WASHER ASSEMBLY
32	GT 0011452	2	FLOW CONTROL, 1/8NPT 1/4 TUBE	80	ML 0011738CC	1	LATCH, COMPRESSION
33	CT 001109601	2	COUPLING, 1/8NPT HEX	81	CLB001030204CE	1	TAG, FINGER SHEAR
34	MW 0104210	5	WASHER, FLAT, STL, M12	82	R 0008044	4	PIN ESCUTCHEON
35	MD 0003182	1	NUT, 1/2-13 HEX JAM	83	DC 0010884PC	.01	SEALER DOW CORNING 737
36	MW 0103610	13	WASHER, FLAT, STL, M6	84	ML 0002916BSCV	1	BACKSTOP, COVER, CLEARANCE
37	MW 0193610	15	WASHER, LOCK, STL, M6	85	ML 0002916DEFL	1	DEFLECTOR, PARTS CATCHER
38	MS 0103617	13	SCREW, SHCS, M6X1X16MM	86	MS 0303616SA	4	SCREW ASSEMBLY, 6MX1X12MM LO
39	MS 0103317	2	SCREW, SHCS, M3X0.5X16MM	87	ML 0010115NPD	1	DELECTOR, PARTS CATCHER CHIP
40	MS 0103314	1	SCREW, SHCS, M3X0.5X8MM	88	MS 0303515SA	1	SCREW BH M5X.8X10 ASSY
41	MN 0283610	22	NUT, SER HEX FLNG, M6X1	89	ML 0002916CR	1	PLATE, ADJUSTABLE
42	MS 0104219	4	SCREW, SHCS, M12X1.75X25MM				
43	MW 0194210	4	WASHER, LOCK, STL, M12				
44	MS 0103420	2	SCREW, SHCS, M4X0.7X30MM				
45	MW 0103410	2	WASHER, FLAT, STL, M4				
46	MW 0193410	4	WASHER, LOCK, STL, M4				



NAME
ELITE 27 PART CONVEYOR ASSEMBLY

PART NUMBER
ML 0002916OP30

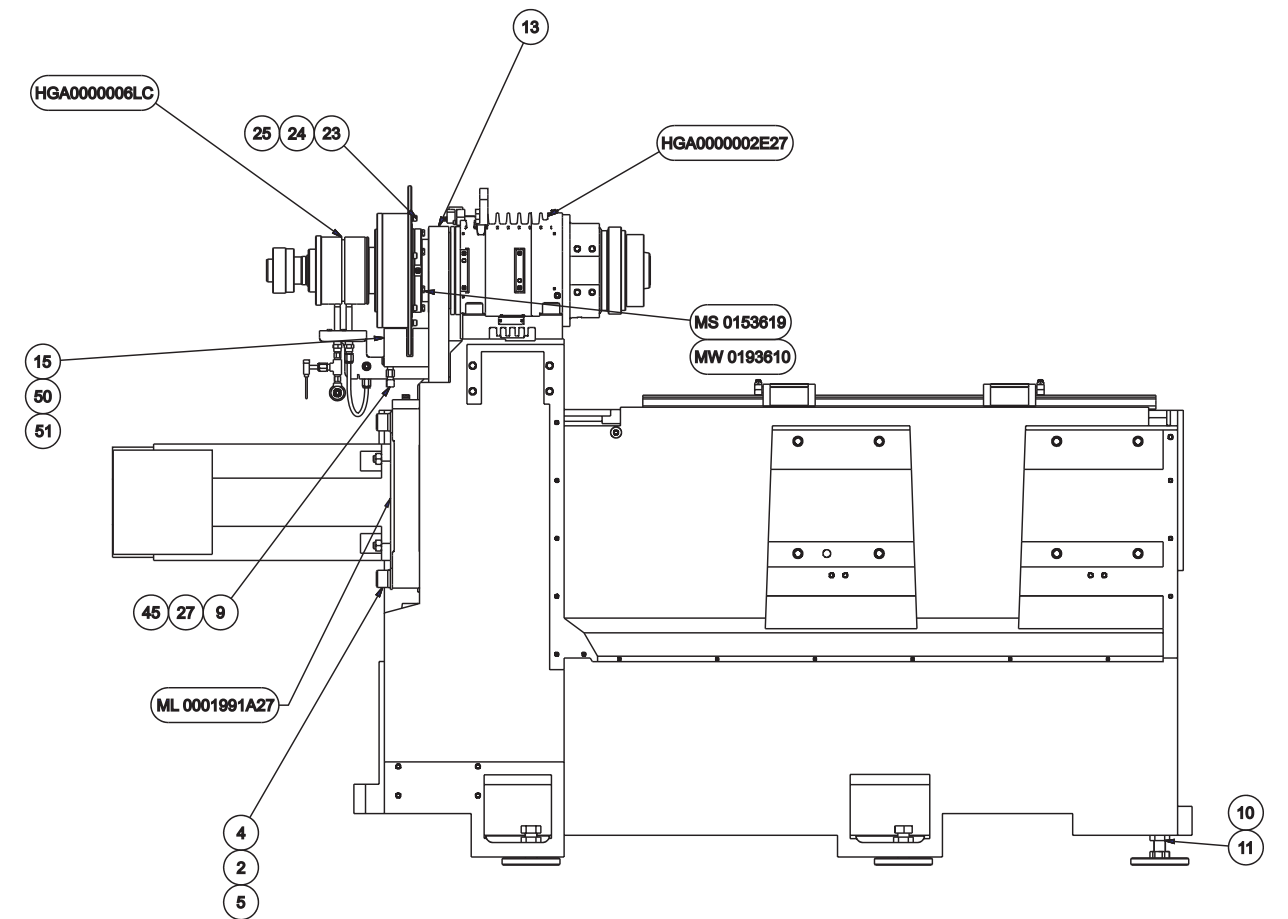
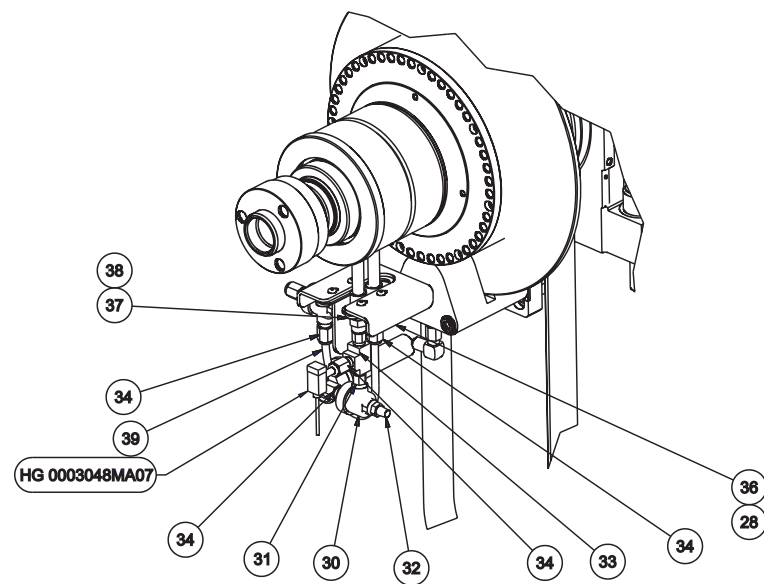
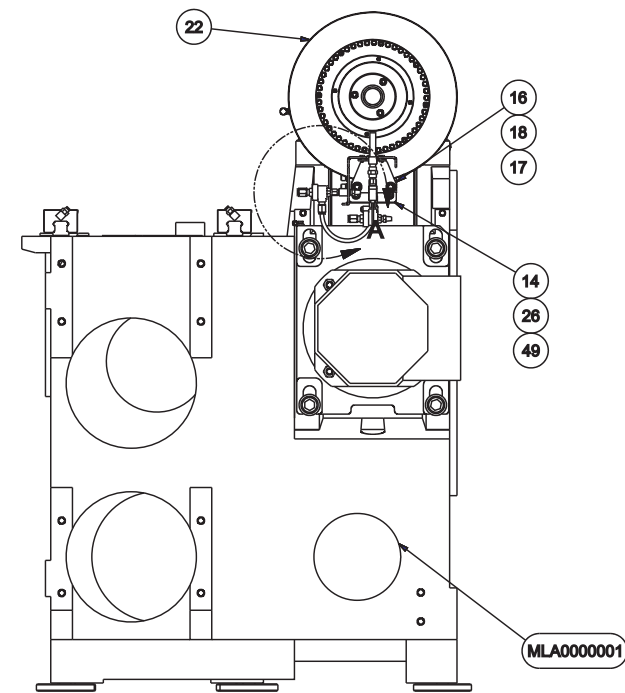
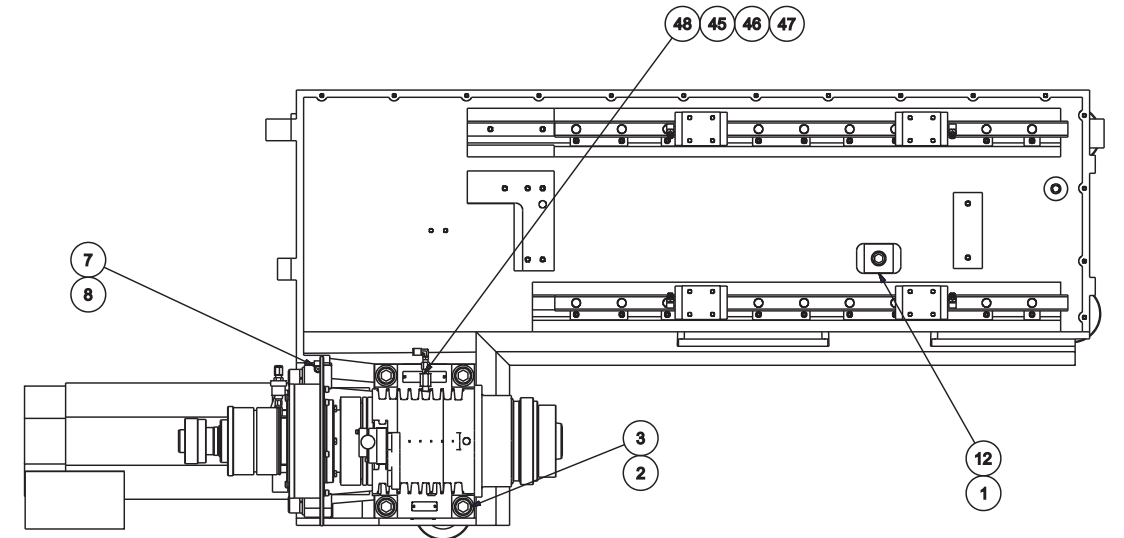
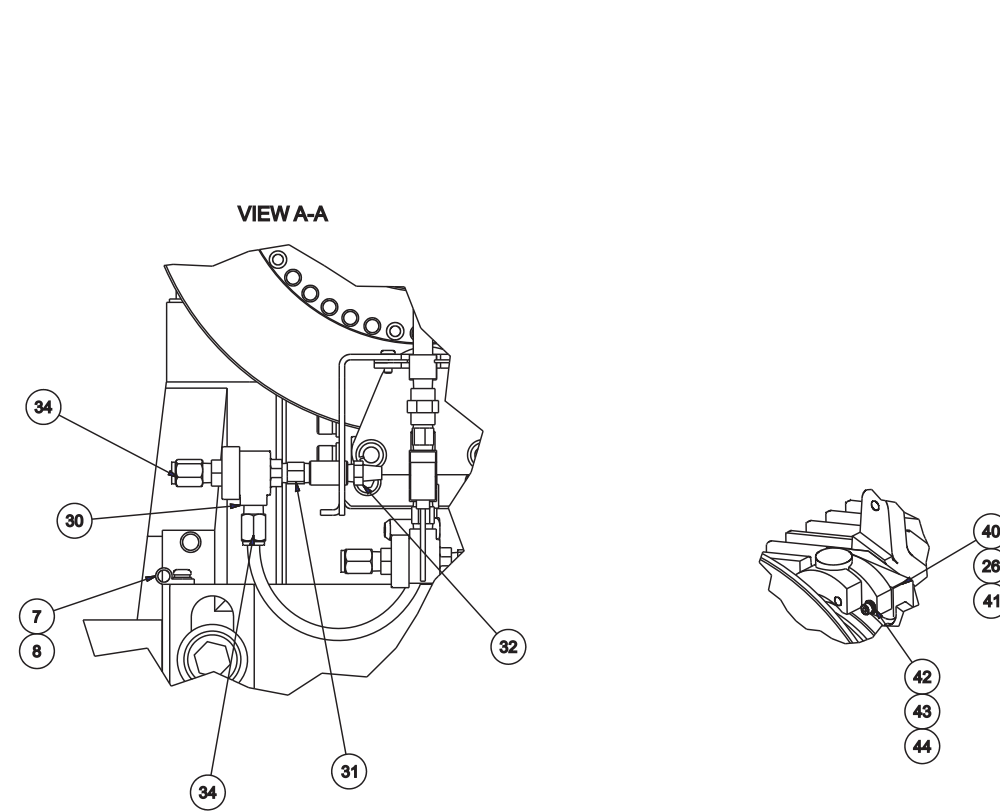
Parts Catcher Assembly, Conveyor Type [Option]



NAME: ELITE 27 PART CONVEYOR ASSEMBLY
 PART NUMBER: ML 0002916OP30

ITEM	PART NUMBER	QTY	DESCRIPTION
1	ML 0002916OP10	1	ELITE 27 PART CONVEYOR ASSEMBLY
2	ML 0002916OP20	1	PART CATCHER, ML-27
3	ML 0001990NS27	2	BRACKET, MOUNTING
4	ML 0001990PG27	1	DRIP TRAY WELD ASSEMBLY
5	MS 0303516SA	1	SCREW, BH M5X.8X12 ASSY
6	MS 0303616SA	42	SCREW ASSEMBLY, 6MX1X12MM LO
7	ML 0002916BC27	1	RETAINER, PART
8	ML 0002916UC27	1	UPPER CHUTE, PART CATCHER
9	MN 0283610	19	NUT, SER HEX FLNG, M6X1
10	ML 0010115CD27	1	DEFLECTOR, PARTS CATCHER CHIP
11	ML 0001990EC27	1	COVER, CHUTE
12	ML 000805027	1	WIPER
13	ML 0010115R27	1	WIPER, RETAINER
14	ML 0001990PCGU	1	SUPPORT, SKIRT
15	MS 0103420	2	SCREW, SHCS, M4X0.7X30MM
16	MW 0103410	2	WASHER, FLAT, STL, M4
17	MW 0193410	2	WASHER, LOCK, STL, M4
18	CT 0011335	2	MUFFLER, 1/8 NPT
19	ST 0007703	2	FITTING, AIR SWIVEL
20	CL 000770203	1	ELBOW 1/8 NPT-5/16 TUBE
21	RF 0011499	3.5"	CHANNEL
22	ML 0003048PC27	1	VALVE, 4-WAY, 3-POSITION
23	ML 0001990RT27	1	RETAINER
24	ML 0001990CA27	1	CHUTE, EXTENSION
25	ML 0001990CB27	1	BRACKET, CHUTE
26	ML 0002916CL27	1	LINER, CHUTE
27	CLB001030204CE	1	TAG, FINGER SHEAR
28	ML 0003990DP27	2	MOUNT, PAN
29	ML 0010115LP27	1	PAN, DRIP
30	MS 0153618	2	SCREW, HEX HD M6X1.0X25mm
31	MW 0163610	2	WASHER, M6 HEAVY FLAT
32	MW 0183610	2	LOCKWASHER, M6
33	CK 0008104	1	TIE, CABLE
34	MS 0104219	4	SCREW, SHCS, M12X1.75X25MM
35	MW 0104210	4	WASHER, FLAT, STL, M12
36	MW 0194210	4	WASHER, LOCK, STL, M12
37	ML 0003278PCV	1	ELEC KIT, PART CONVEYOR

Pedestal Assembly, View 1
(ELITE 27MS Lathe)

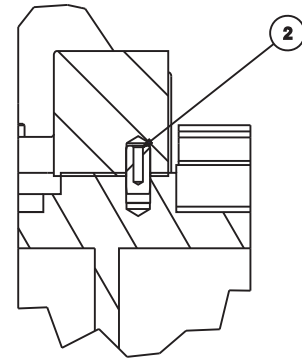


NAME: PEDESTAL ASSEMBLY (01) PART NUMBER: MLA00001302701

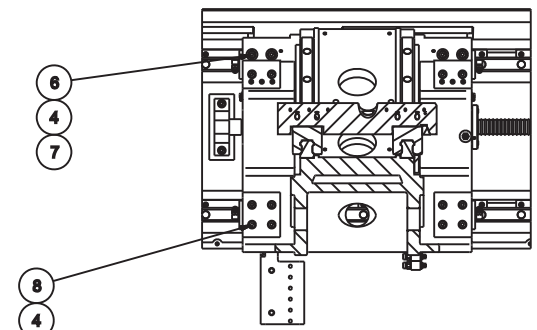
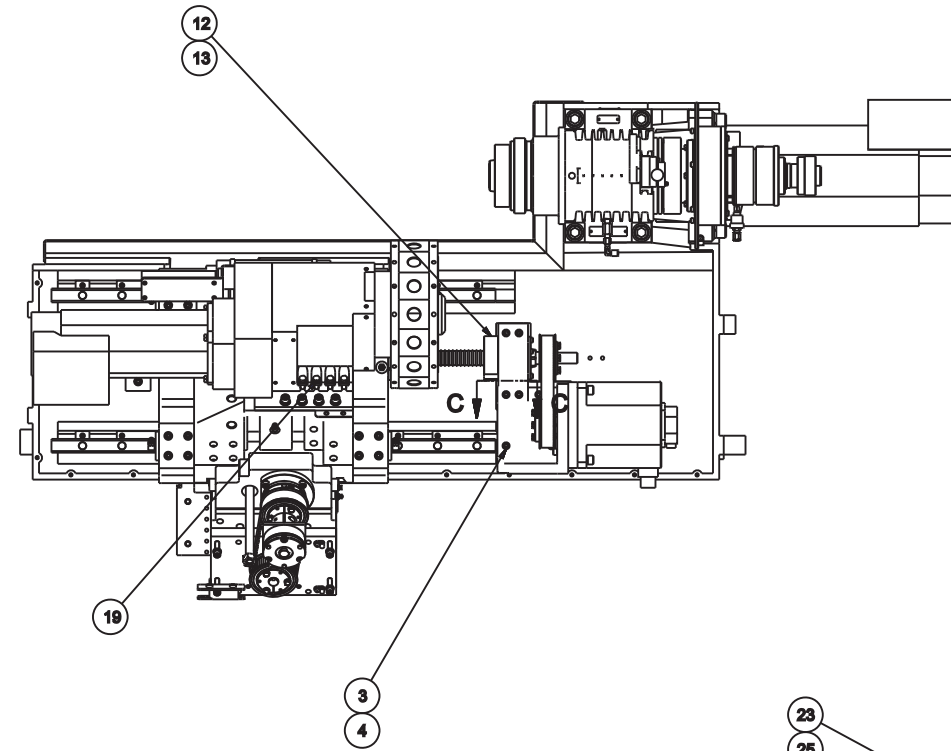
**Pedestal Assembly, View 1
(ELITE 27MS Lathe)**

ITEM	PART NUMBER	QTY	DESCRIPTION	ITEM	PART NUMBER	QTY	DESCRIPTION
1	MS 0104625	1	SCREW, SHC, M16X2X55MM	39	HS 000700747	27"	TUBING, 1/4" OD
2	MW 0105010 H	8	WASHER, FLAT, HARD, M20	40	HG 0000264BS	1	BLOCK, SENSOR, C-AXIS
3	MS 0105030	4	SCREW, SHC, M20X2.5X80MM	41	MS 0103418	3	SCREW, SHC, M4X0.7X20MM
4	MS 0105031	4	SCREW, SHC, M20X2.5X90MM	42	MW 0103410	2	WASHER, FLAT, M4
5	MW 0195010	4	WASHER, LOCK, M20	43	MW 0193410	2	WASHER, LOCK, M4
6	MS 0103818	1	SCREW, SHC, M8X1.25X20MM	44	MS 0103419	1	SCREW, SHC, M4X0.7X25MM
7	CH 000962301	1	CLAMP, PLASTIC	45	HG 0008384	2	EXTENSION FITTING
8	MS 0303515SA	1	SCREW, BH M5X.8X10 ASSY	46	SB 001180101	1	BODY, JET
9	AD 001133804	1	ELBOW, 90 DEG.	47	HG 0007702A1	1	FITTING
10	MS 0155026	2	SCREW, HX HD M20 X 2.5 X 60MM	48	NC 0011801	1	JET, LEE
11	MN 0145010	2	NUT, HEX 439 LOW M7 M20X2.5	49	MS 0103820	3	SCREW, SHC, M8X1.25X30MM
12	ML 0011976	1	STOP, Z-AXIS SOLID	50	MW 0104010 H	2	WASHER, FLAT, HARD, M10
13	ML 000334627M	1	BELT, SPINDLE	51	MW 0194010	2	WASHER, LOCK, M10
14	ML 0010462T1	1	BLOCK, BRAKE MOUNT				
15	CSB0010462 A	1	BRAKE, SPINDLE				
16	ML 0009995	1	SHIM, BRAKE				
17	ML 000999501	1	SHIM, BRAKE				
18	ML 000999502	1	SHIM, BRAKE				
20	MW 0103810	4	WASHER, FLAT, M8				
21	MW 0193810	4	WASHER, LOCK, M8				
22	HG 00104628KWC	1	DISC, BRAKE				
23	MS 0103619	6	SCREW, SHC, M6X1X25MM				
24	MW 0193610	6	WASHER, LOCK, M6				
25	MW 0103610	6	WASHER, FLAT, M6				
26	NC 0010884	.01	ADHESIVE, LOCTITE 242				
27	SB 0010884 S	.01	SEALANT, HYDRAULIC				
28	MS 0303415SA	4	SCREW ASSEMBLY, M4X.7X10MM				
29	CN 0008221	2	TUBING				
30	GT 0003048	2	VALVE, EXHAUSTER				
31	KH 000350401	3	NIPPLE, 1/8 HEX BRASS				
32	CT 0011335	2	MUFFLER, 1/8 NPT				
33	PO 000770202	1	TEE				
34	FR 000770204	5	CONNECTOR ,STRAIGHT MALE				
36	ML 001105627	1	BRACKET, ANTI ROTATION				
37	HG 000299018	1	PLATE, GASKET				
38	HG 001011649	1	GASKET, ANTI ROTATION				

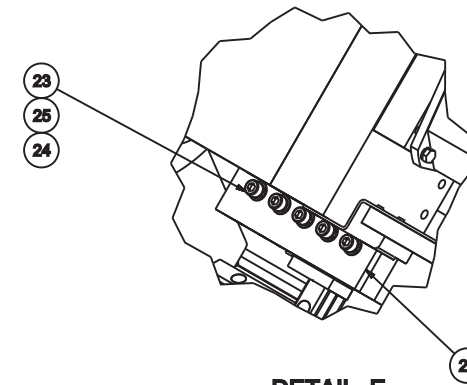
Pedestal Assembly, View 2
(ELITE 27MS Lathe)



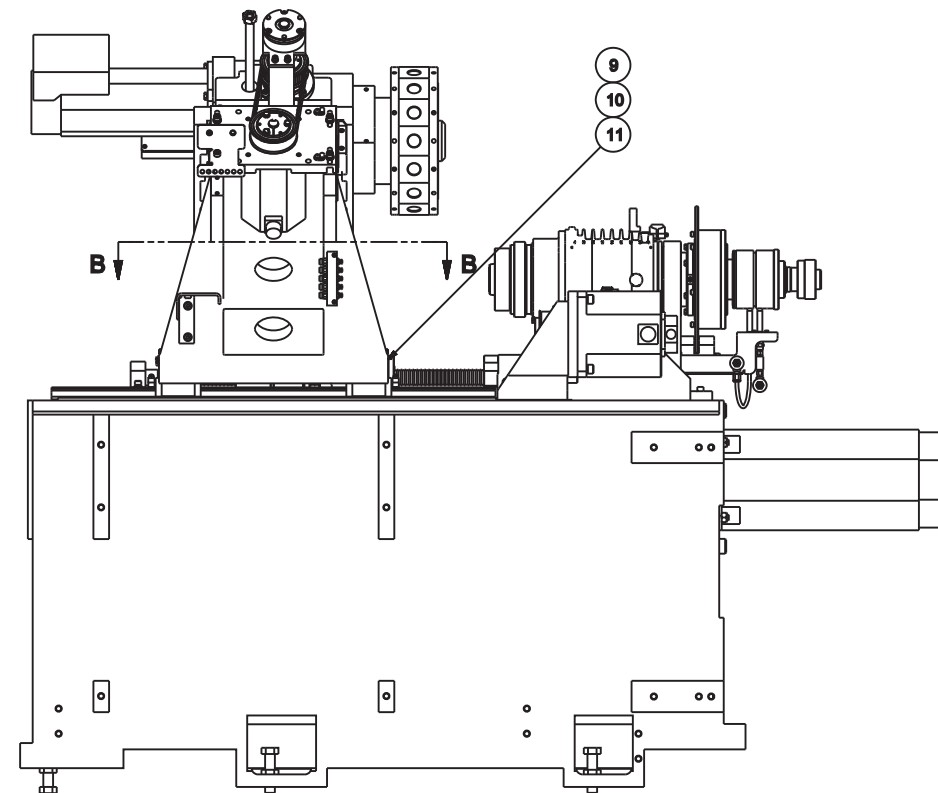
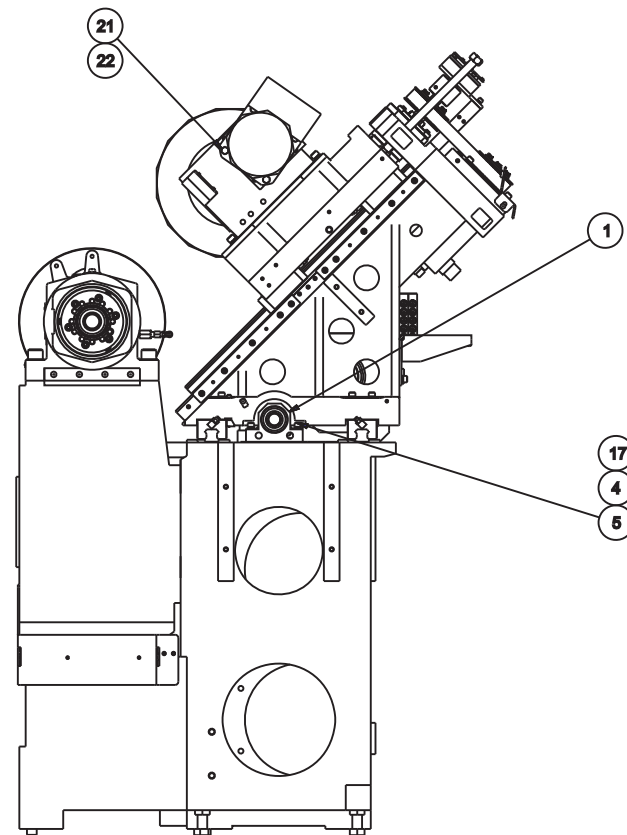
DETAIL F



SECTION B-B



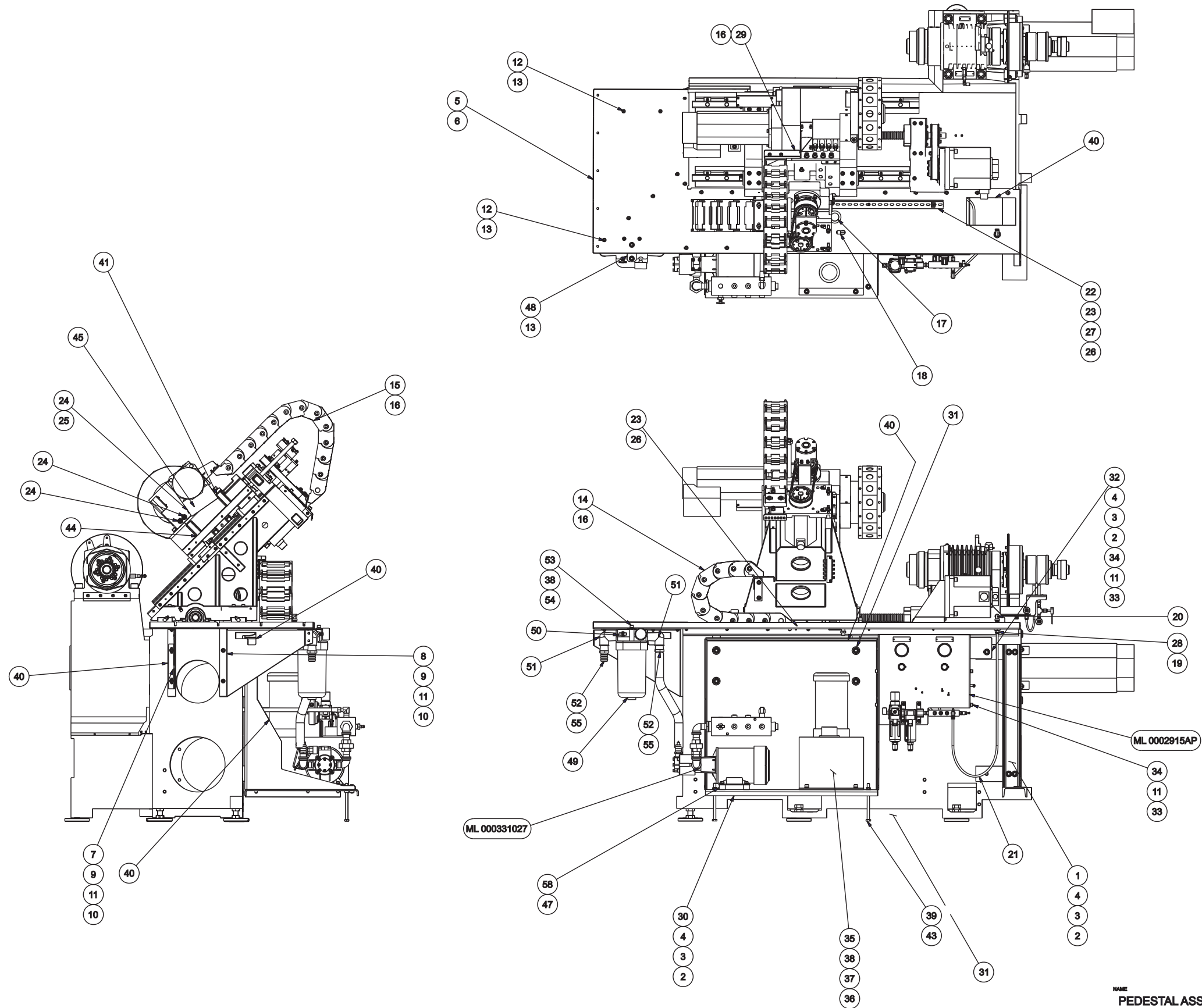
DETAIL E



NAME PEDESTAL ASSEMBLY (02) PART NUMBER ML 00001302702

ITEM	PART NUMBER	QTY	DESCRIPTION
1	ML 0011932 Z	1	BLOCK, Z-AXIS BEARING
2	CL 0006709	1	PIN, PULL OUT DOWEL
3	MS 0103821	7	SCREW, SHC, M8X1.25X35MM
4	MW 0193810	25	WASHER, LOCK, STL, M8
5	MS 0103822	2	SCREW, SHC, M8X1.25X40MM
6	MS 0103818	4	SCREW, SHC, M8X1.25X20MM
7	MW 0103810	16	WASHER, FLAT, STL, M8
8	MS 0103825	12	SCREW, SHC, M8X1.25X55MM
9	MW 0193610	5	WASHER, LOCK, STL, M6
10	MS 0103618	5	SCREW, SHC, M6X1X20MM
11	CS 000943104	1	O-RING
12	ML 001197601	1	BUMPER, BALL SCREW
13	MS 0303520	3	SCREW, BTHD M5X0.8X30MM
14	LC 000199050	1	RETAINER, HEADSTOCK RELIEF
15	LC 001011612	1	VITON, HEADSTOCK RELIEF
16	MS 0313515	4	FHCS, M5 X 0.8 X 10MM
17	5 0001895	2	WASHER
18	ML 000943101	1	O-RING
19	MS 0293821	9	SCREW, M8 HEX HEAD
20	ML 0001799TURA	1	SHIM, TURRET
21	MS 0153819	4	BOLT, M10 X 1.5 X 25 HEX
22	MW 0183810	4	WASHER, LOCK, STL, M6
23	MS 0104021	9	SCREW, SHC, M10X1.5X35MM
24	MW 0104010	9	WASHER, FLAT, STL, M10
25	MW 0194010	9	WASHER, LOCK, STL, M10

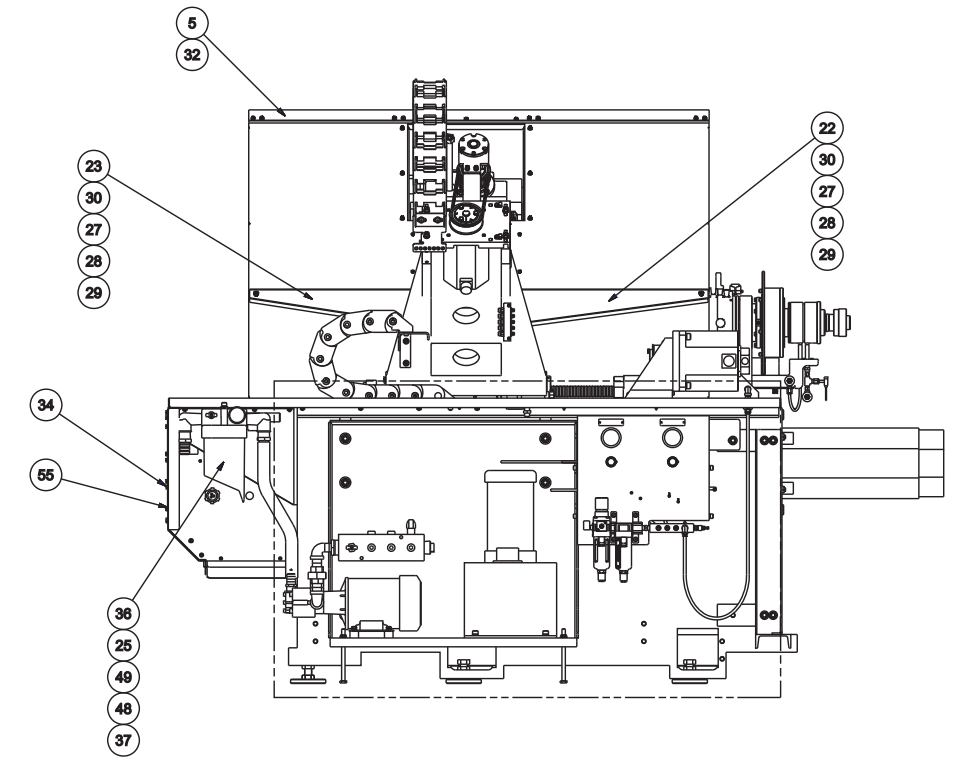
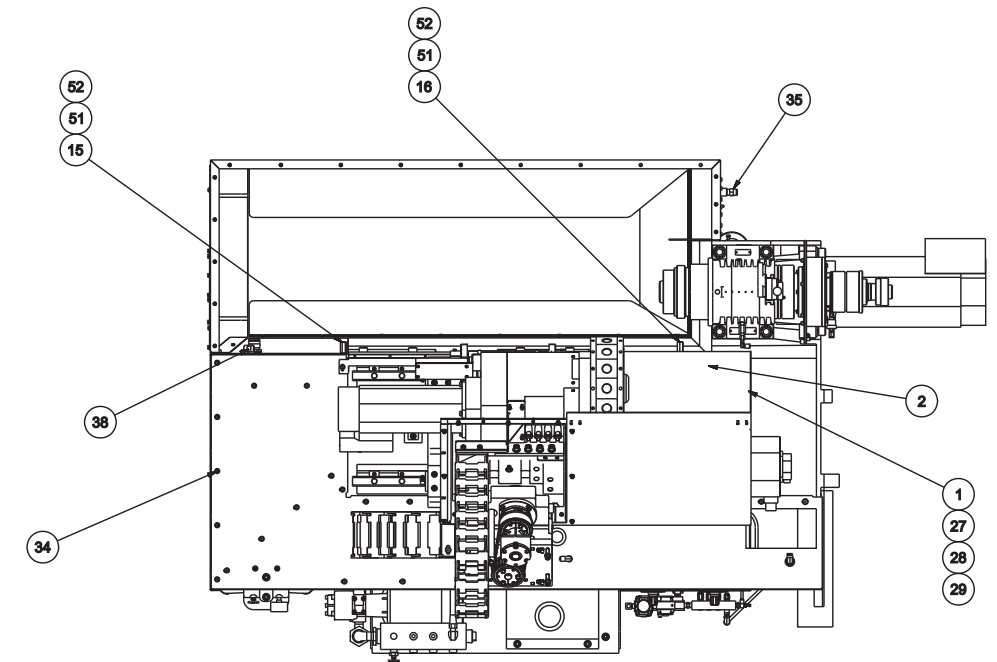
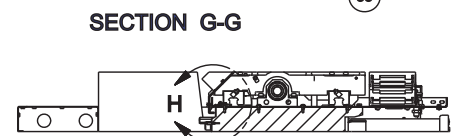
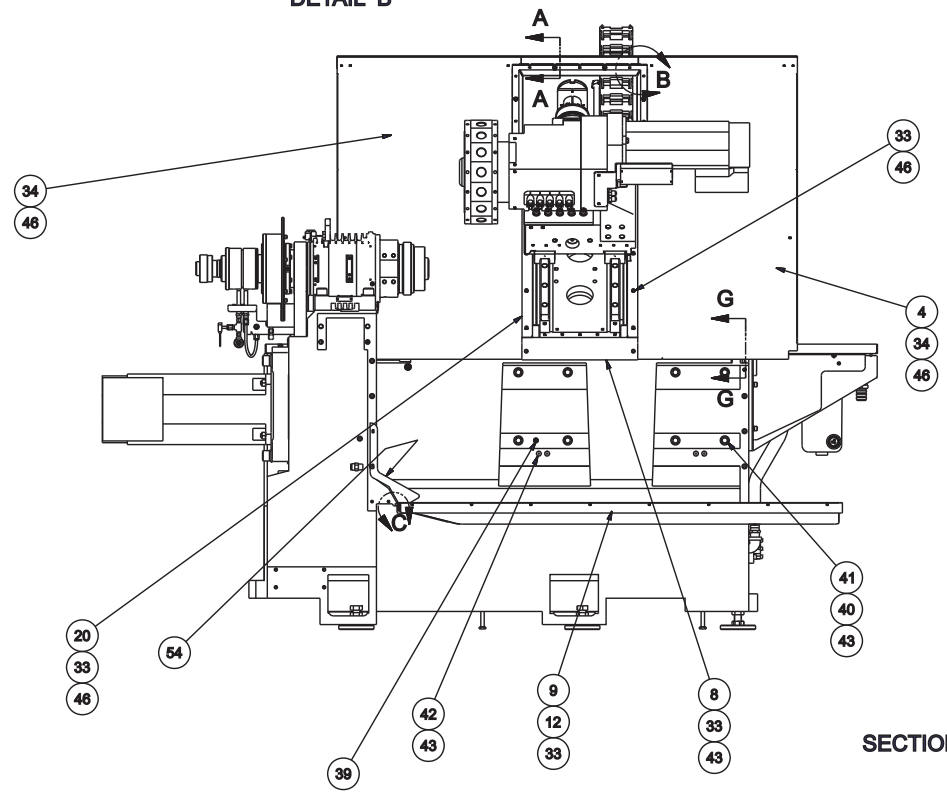
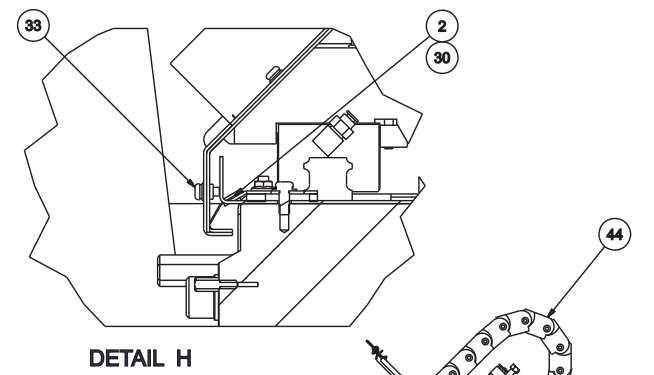
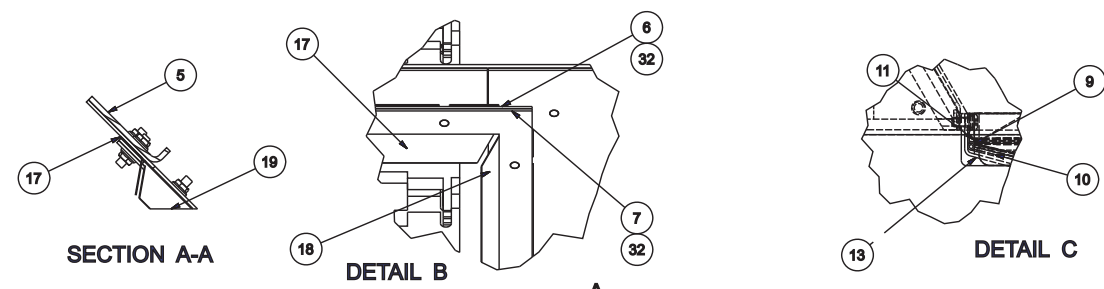
Pedestal Assembly, View 3
(ELITE 27MS Lathe)



NAME: PEDESTAL ASSEMBLY (03) PART NUMBER: ML 00001302703

ITEM	PART NUMBER	QTY	DESCRIPTION	ITEM	PART NUMBER	QTY	DESCRIPTION
1	ML 0004158PCS	1	SUPPORT, POWER CASE	41	HG 001022901	1	CONDUIT, 1 1/4 PLASTIC
2	MW 0104210 H	11	WASHER, FLAT, STL, HARD, M12	42	NC 0010884	.01	THREADLOCKER, LOCTITE 242
3	MW 0194210	11	WASHER, LOCK, STL, M12	43	MN 0284010	2	NUT, SER HEX FLNG, M10X1.5
4	MS 0104219	11	SCREW, SHCS, M12X1.75X25MM	44	AH 0009910	1	TIE, CABLE
5	ML 000199002	1	TRAY, REAR	45	ML 0008001	1	HOSE, COOLANT
6	MS 0303616SA	17	SCREW ASSEMBLY, 6MX1X12MM LO	47	MN 0113810	4	NUT HEX.934 REG. M8-1.25
7	ML 0001990S	1	SUPPORT, DRIP TRAY	48	ML 0003310BRT	1	BRACKET, FILTER
8	ML 0000221TRSS	1	BRACKET, TRAY REAR/RIGHT	49	ML 0011614100	1	FILTER, 100 MESH
9	MS 0103818	4	SCREW, SHCS, M8X1.25X20MM	50	AH 0011552	1	VALVE, BLEEDER
10	MW 0103810 H	4	WASHER, FLAT, STL, HARD, M8	51	CL 000770301	2	ELBOW, 1" NPT STREET
11	MW 0193810	15	WASHER, LOCK, STL, M8	52	CL 0008384	2	BARB FITTING, 1" NPT-1" HOSE
12	MS 0303617SA	6	SCREW ASSEMBLY, M6X1X16MM LO	53	0101014	2	SHCS, 3/8-16x7/8
13	MN 0283610	12	NUT, SER HEX FLNG, M6X1	54	ML 000284001	2	3/8 L9 FLAT WASHER HARDENED. CAD/D
14	ML 0011623	1	CABLE CARRIER, Z-AXIS	55	SB 000696602	2	CLAMP HOSE 13/16 TO 1-1/2"
15	QC 0011623 X	1	CABLE CARRIER, QC X-AXIS	58	QC 0003325LMT	4	MOUNT, COOLANT PUMP ISOLATOR
16	MS 0303817SA	9	M8X16MM BHCS/WASHER ASSEMBLY	59	CL 0006965	1	HOSE, COOLANT
17	SB 000953201	1	GROMMET				
18	ML 000770202	1	BULKHEAD, -6 JIC ELBOW				
19	CC 000770301	1	BULKHEAD, 1/4 NPT				
20	VL 000770225	1	ELBOW, 1/4 NPT-3/8 TUBE				
21	HG 0007007	30"	TUBING 5/16 OD TUBING				
22	CK 9011032 (061ME)1	1	DIN RAIL, DIN1				
23	CN 0008104	3	MOUNT, CABLE TIE				
24	ML 000770302	3	FITTING, TURRET COOLANT				
25	AM 001157202	1	ELBOW, 90 DEGREE SWIVEL NUT				
26	MS 0303516SA	6	SCREW, BH M5X.8X12 ASSY				
27	MS 0303516	2	SCREW, BTHD M5X0.8X12MM				
28	HG 000770203	1	CONNECTOR, MALE 1/4 STRAIGHT				
29	ML 0003990XGMB	1	BRACKET, X GORETUBE				
30	ML 0000133HPU	1	PLATFORM, HYDRAULIC				
31	ML 0011603HYD	1	INSULATION				
32	ML 0002915PN	1	MOUNT, AIR PANEL				
33	MW 0103810	11	WASHER, FLAT, STL, M8				
34	MS 0103817	8	SCREW, SHCS, M8X1.25X16MM				
35	ML 000013327	1	HYDRAULIC UNIT, ELITE 27				
36	MS 0104019	4	SCREW, SHCS, M10X1.5X25MM				
37	MW 0104010	4	WASHER, FLAT, STL, M10				
38	MW 0194010	6	WASHER, LOCK, STL, M10				
39	MS_0164037	2	SCREW, 10 MM HEX HEAD				
40	TT 001119804	71"	TRIM SEAL				

**Pedestal Assembly, View 4
(ELITE 27MS Lathe)**

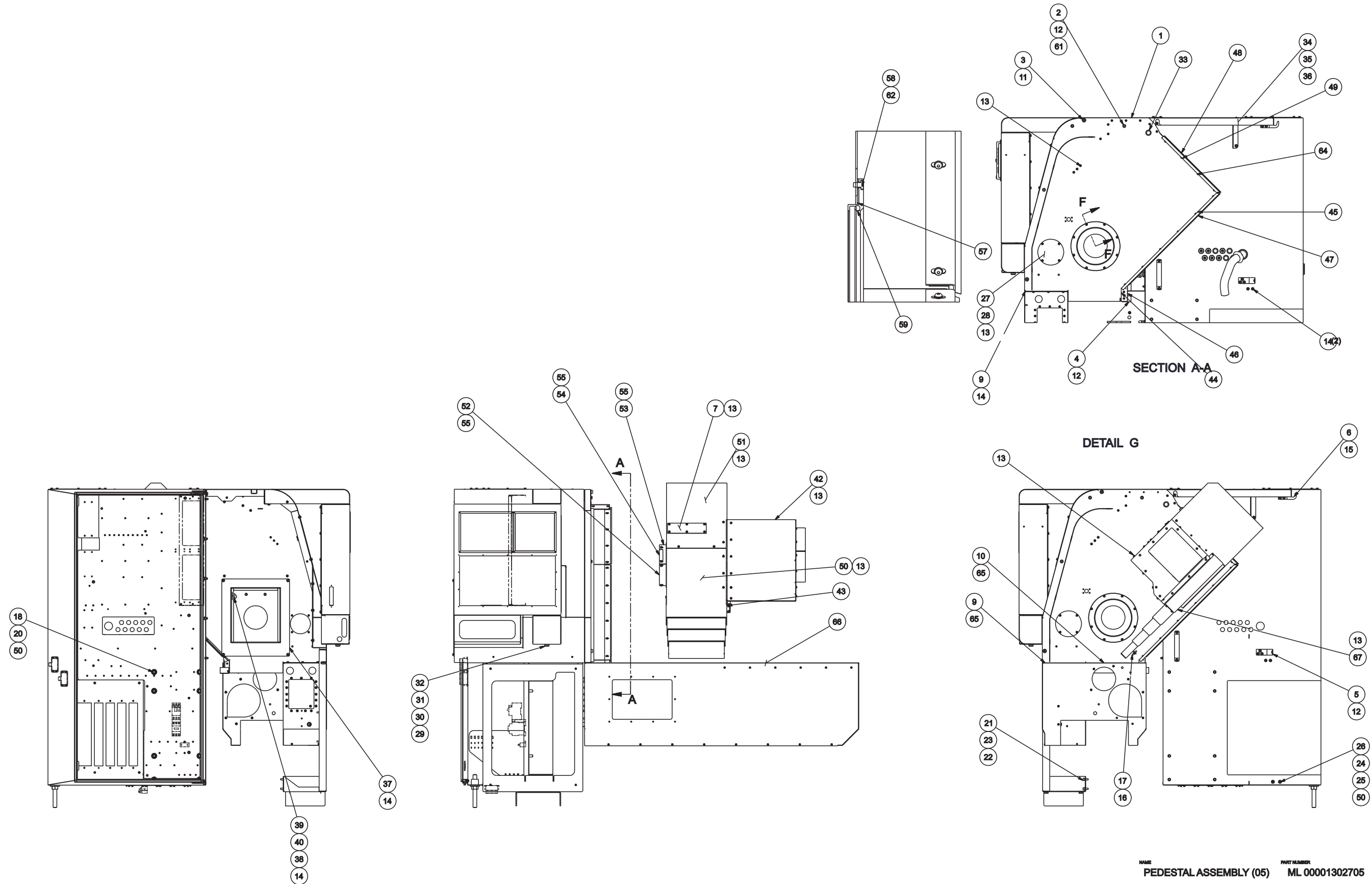


NAME: PEDESTAL ASSEMBLY (04) PART NUMBER: ML 00001302704

Pedestal Assembly, View 4
(ELITE 27MS Lathe)

ITEM	PART NUMBER	QTY	DESCRIPTION	ITEM	PART NUMBER	QTY	DESCRIPTION
1	LC 0001990 L	1	MOUNT, LABYRINTH LEFT	41	MS 0104625	8	SCREW, SHCS, M16X2X55MM
2	LC 000641801	1	WIPER ASSEMBLY	42	MS 0303815	4	SCREW, BTHD M8X1.25X10MM
3	ML 0010115SWL	1	WAYCOVER, LEFT Z	43	LT 0010884 S	1	SEALANT, PIPE
4	MLA0010115WR	1	WAYCOVER, RIGHT Z	44	CK 0008104	1	TIE, CABLE
5	ML 0010115CT	1	SUPPORT, TOP CENTER	45	GK 0010884	1	ULTRA BLUE, PERMATEX
6	ML 0010115WP1	1	RETAINER, BACK WIPER	46	MC 0010994	1	GREASE, SILICONE
7	ML 0010115WP2	1	RETAINER, FRONT WIPER	47	1000010226	1	SEAL, 1 INCH
8	ML 0010115WF	1	COVER, WAYCOVER FRONT	48	DB 00092073X3A	1	GROMMET, FORM 4, 3x.225
9	ML 0003315BDC	1	DEFLECTOR, BASE	49	DB 00092074W	1	WASHER, FORM 4
10	ML 0003315HDC	1	DEFLECTOR, HEAD, CONV	50	DC 0010884PC	1	SEALER, DOW CORNING 737
11	ML 0003315FDC	1	DEFLECTOR, FRONT	51	MS 0573819	2	SOC. SET, FLAT POINT M8X1.25X22mm
12	ML 0003315BSC	1	SHIM, BASE DEFLECTOR	52	NC 0010884	1	THREADLOCKER, LOCTITE 242
13	ML 0003315HSC	1	SHIM, HEAD DEFLECTOR	53	ML 0000221SK27	1	SKIRT, FRONT
14	ML 0003315FSC	1	SHIM, FRONT DEFLECTOR	54	ML 0003315DFST	1	DEFLECTOR STOP
15	ML 001193801	1	STANDOFF, HEADWALL	55	MLA0001990SSCV	1	COVER, SKIRT -SUB
16	ML 001193802	1	STANDOFF, HEADWALL	56	ML 0010116SKRT	1	GASKET, SKIRT RIGHT END COVER
17	ML 0008050X1	1	WIPER, X CENTER	57	ML 0010115SKRT	1	COVER, SKIRT RIGHT END
18	ML 0008050X2	1	WIPER, X RIGHT				
19	ML 0008050X3	1	WIPER, X LEFT				
20	ML 0010115LL	1	LABYRINTH, LEFT				
21	ML 0010115LRS	1	LABYRINTH, RIGHT				
22	ML 0010115GL	1	GUSSET, LEFT WAYCOVER				
23	ML 0010115GR	1	GUSSET, RIGHT WAYCOVER				
24	LC 0001990 R	1	MOUNT, LABYRINTH RIGHT				
25	ML 0001990SK5104	1	SUPPORT, SKIRT				
27	MS 0103818	6	SCREW, SHCS, M8X1.25X20MM				
28	MW 0103810	6	WASHER, FLAT, STL, M8				
29	MW 0193810	6	WASHER, LOCK, STL, M8				
30	MN 0283610	8	NUT, SER HEX FLNG, M6X1				
31	MS 0303617SA	1	SCREW ASSEMBLY, M6X1X16MM LO				
32	MN 0283510	23	NUT, SER HEX FLNG, M5X0.8				
33	MS 0303516SA	29	SCREW, BH M5X.8X12 ASSY				
34	MS 0303616SA	29	SCREW ASSEMBLY, 6MX1X12MM LO				
35	SG 0007702	1	CONNECTOR, STRAIGHT PUSH ON				
36	DB 00092074B	1	BODY, CORD GRIP, 1", FORM 4				
37	KH 0011508	1	LOCK NUT, 1 INCH				
38	ML 000770202	2	BULKHEAD, -6 JIC ELBOW				
39	CL 0006709	1	PIN, PULL OUT DOWEL				
40	SG 0002840	8	WASHER				

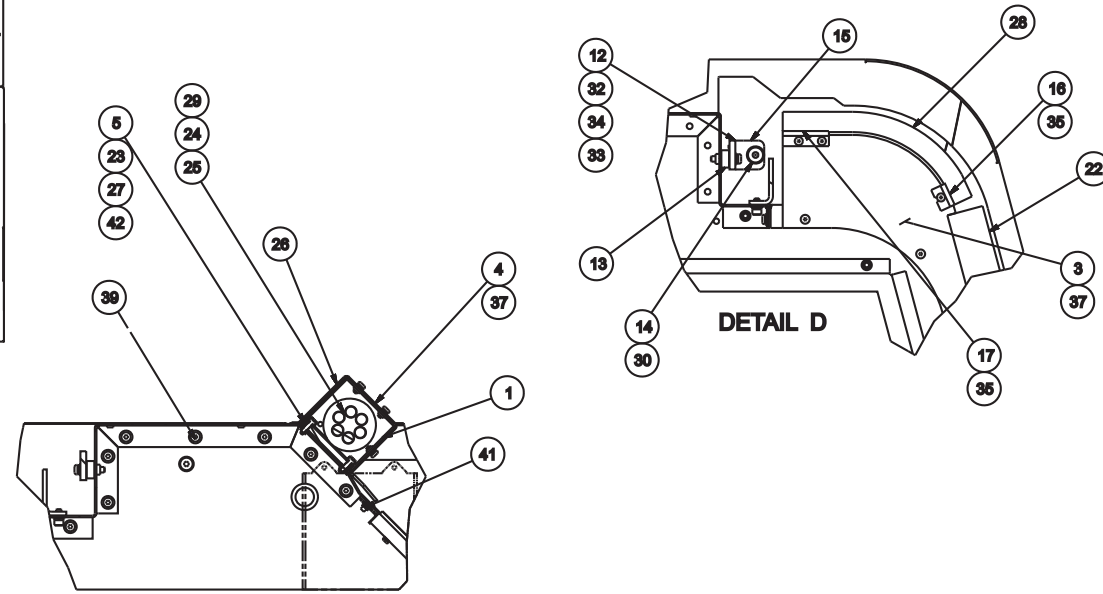
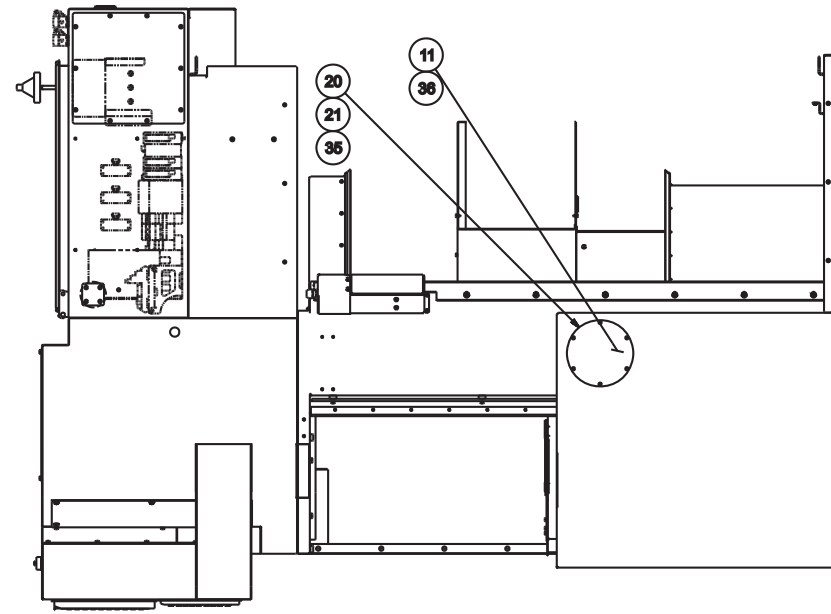
Pedestal Assembly, View 5
(ELITE 27MS Lathe)



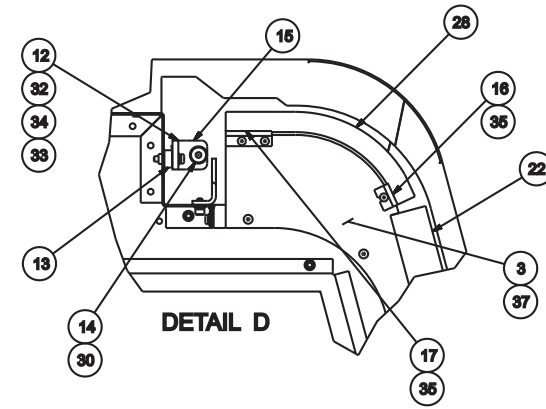
NAME PEDESTAL ASSEMBLY (05) PART NUMBER ML 00001302705

ITEM	PART NUMBER	QTY	DESCRIPTION	ITEM	PART NUMBER	QTY	DESCRIPTION
1	ML 000221HWSU	1	HEADWALL, MRL	41	MLA0010115CVMB	1	COVER, MOTOR BOTTOM
2	ML 001193801	3	STANDOFF, HEADWALL	42	MLA0010115CVMT	1	COVER, MOTOR
3	HG 0010541	2	BUMPER, DOOR	43	MLA0010115TC3	1	COVER, TURRET SIDE
4	ML 0001990SC	1	SHIELD, COOLANT	44	ML 0001990RT3	1	RETAINER-LOWER-SUB
5	ML 0001990RLLB	1	SUPPORT, COVER LOWER	45	ML 0001990RT2	1	RETAINER,MIDDLE-SUB
6	ML 0001990RGS	1	SUPPORT, REAR COVER	46	ML 0008050SW3	1	WIPER,LOWER-SUB
7	ML 0003990TAC	1	COVER, TURRET ACCESS	47	ML 0008050SW5	1	WIPER,MIDDLE-SUB
8	LCA001011603	1	GASKET, SKIRT	48	ML 0008050SW4	1	WIPER,UPPER-SUB
9	LC 001011601	1	GASKET, SKIRT	49	ML 0001990RT1	1	RETAINER, UPPER-SUB
10	LC 001011602	1	GASKET, SKIRT	50	ML 0010115TC2M	1	COVER, FRONT TURRET
11	MS 0303314	2	SCREW, BTHD M3X0.5X8MM	51	ML 0010115TC1M	1	COVER, BACK TURRET
12	MS 0303817SA	4	M8X16MM BHCS/WASHER ASSEMBLY	52	ML 0003990TS1M	1	COVER, TURRET-SIDE SEAL
13	MS 0303515SA	60	SCREW BH M5X.8X10 ASSY	53	ML 0003990TS2M	1	COVER, TURRET-TOP SEAL
14	MS 0303616SA	17	SCREW ASSEMBLY, 6MX1X12MM	54	ML 0003990TS27	1	COVER, TURRET-SIDE SEAL
15	MS 0303617SA	6	SCREW ASSEMBLY, M6X1X16MM	55	MS 0303516SA	6	SCREW, BH M5X.8X12 ASSY
16	MN 0283610	5	NUT, SER HEX FLNG, M6X1	56	ML 000034327	1	FLANGE, HEADWALL SEAL ML27
17	MS 0573620	5	M6 X 1.0 X 30MM SET SCREW	57	CSA001011632	1	GASKET, HEADWALL
18	MS 0104220	8	SCREW, SHCS, M12X1.75X30MM	58	MS 0303514	8	SCREW, BTHD M5X0.8X8MM
19	MW 0104210 H	8	WASHER, FLAT, STL, HARD, M12	59	CS 000943120	1	O RING
20	MW 0194210	8	WASHER, LOCK, STL, M12	60	ML 0010115XS	1	WAYCOVER, X-AXIS
21	MS 0103818	4	SCREW, SHCS, M8X1.25X20MM	61	NC 0010884	1	THREADLOCKER, LOCTITE 242
22	MW 0103810	4	WASHER, FLAT, STL, M8	62	GE 0010884	1	SEALANT, SILICONE
23	MW 0193810	4	WASHER, LOCK, STL, M8	63	MC 0010994	1	GREASE, SILICONE
24	MW 0163610	2	WASHER, M6 HEAVY FLAT	64	MS 0303415SA	12	SCREW ASSEMBLY, M4X.7X10MM
25	MW 0193610	2	WASHER, LOCK, STL, M6	65	DV 0010884	1	SEALANT, DOW
26	MS 0103617	2	SCREW, SHCS, M6X1X16MM	66	SG 001162304	1	CABLE CARRIER
27	ML 0010115LTP	1	COVER, LESS TOOL PROBE	67	ML 0003990XS	1	COVER, X-AXIS SCALE
28	ML 0010116LTP	1	GASKET, TOOL PROBE				
29	VL 000770225	1	ELBOW, 1/4 NPT-3/8 TUBE				
30	CC 000770301	1	BULKHEAD, 1/4 NPT				
31	AO 0007710	1	HEX NIPPLES				
32	NV 00077030901	1	PRESTO ADAPTER, STRAIGHT				
33	CK 001033101	1	CAP PLUG 7/8				
34	ML 0010115RFG	1	ROOF, FILLER				
35	CN 0008104	2	MOUNT, CABLE TIE				
36	MS 0303616	2	SCREW, BTHD M6X1X12MM				
37	ML 000253327CC	1	CATCHER, COOLANT				
38	ML 0002533SWBK	1	BRACKET, COOLANT CATCHER SWITCH				
39	MS 0103420	2	SCREW, SHCS, M4X0.7X30MM				
40	MW 0263410SS	2	WASHER, EXT. STAR M4-SSTL				

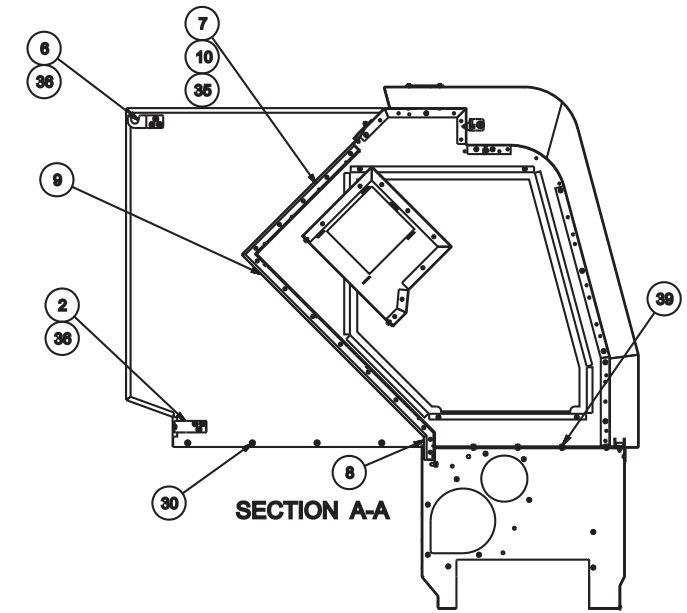
Pedestal Assembly, View 6
(ELITE 27MS Lathe)



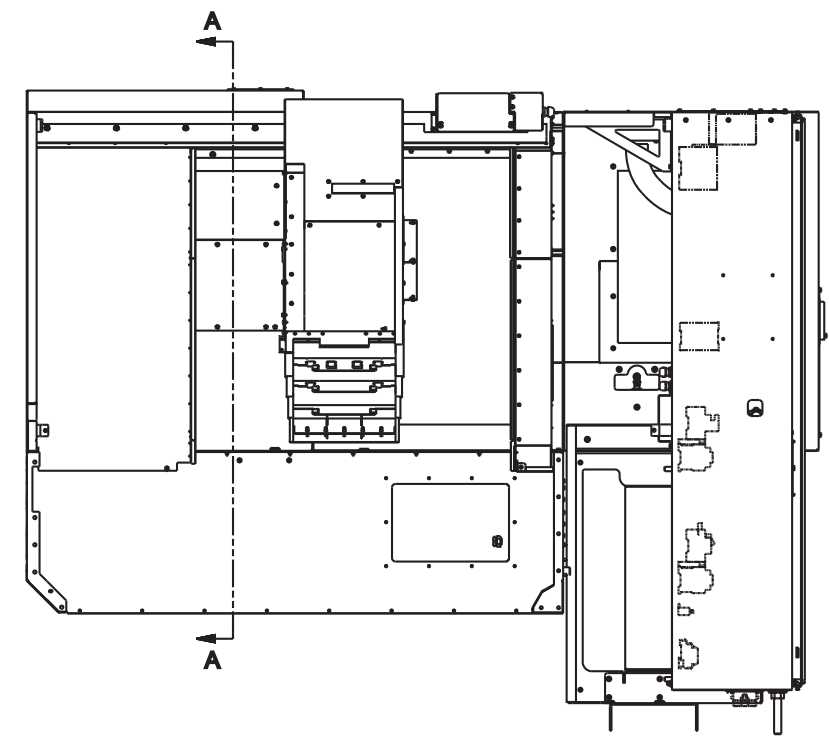
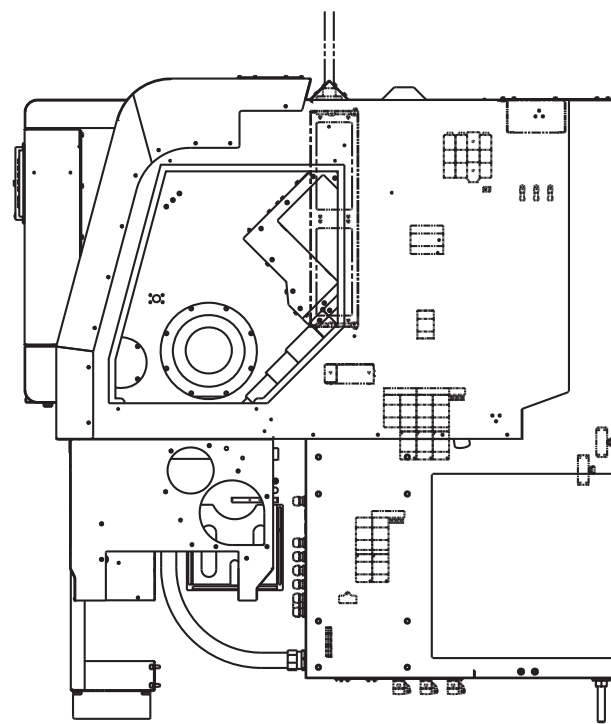
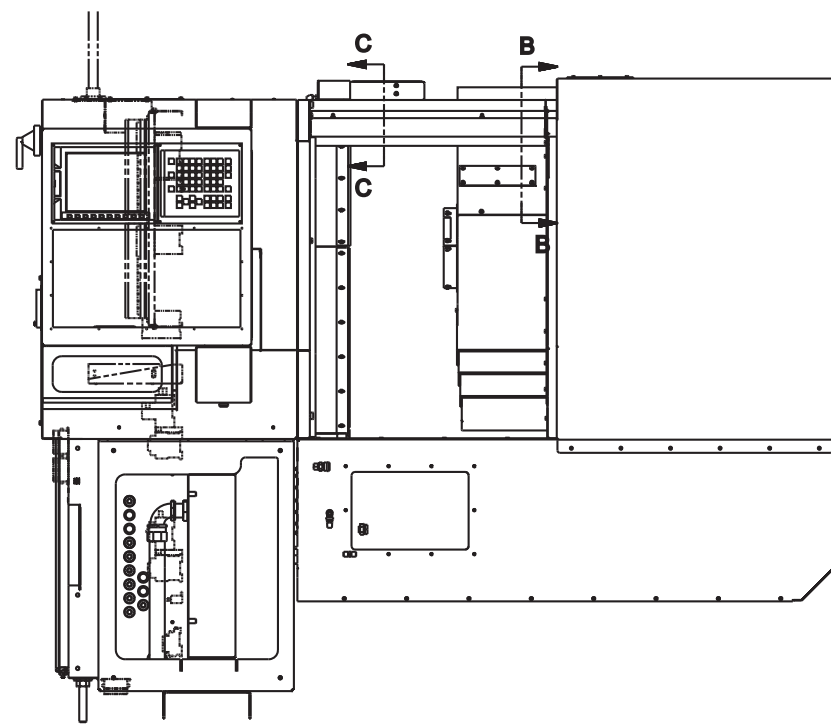
DETAIL E



DETAIL D

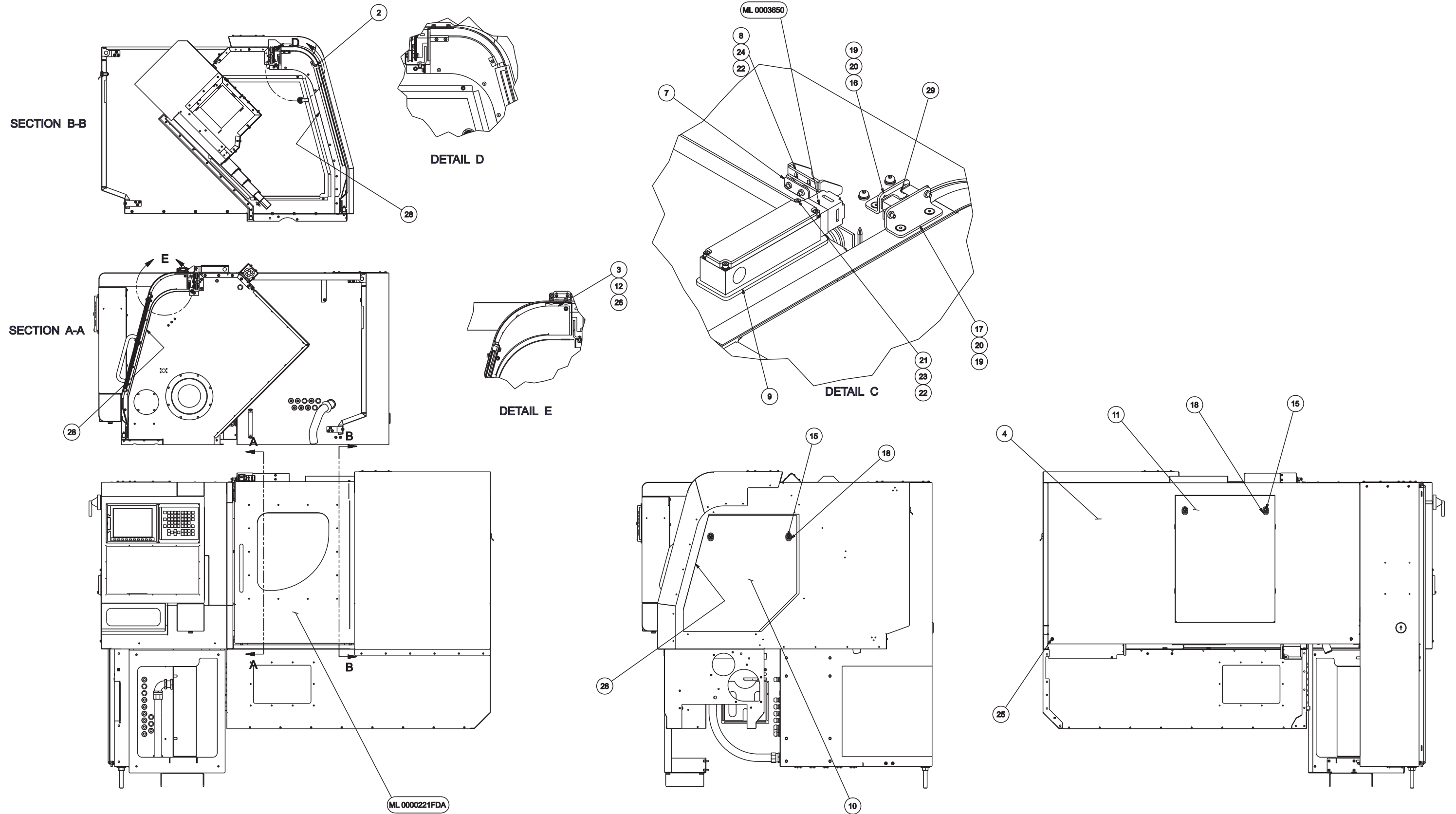


SECTION A-A



ITEM	PART NUMBER	QTY	DESCRIPTION
1	ML 0001990LTFR	1	SUPPORT, WORKLIGHT
2	ML 0001990RLLB	1	SUPPORT, COVER LOWER
3	ML 0001990CADF	1	DEFLECTOR, COOLANT
4	ML 0001990LTCV	1	COVER, WORKLIGHT
5	ML 0003990LWIN	1	WINDOW, WORKLIGHT
6	ML 0001990RGSL	1	SUPPORT, REAR COVER
7	ML 0001990RSWR	1	RETAINER, R.S. WIPERS
8	ML 0008050SH1	1	WIPER, REAR SUPPORT
9	ML 0008050SH2	1	WIPER, REAR SUPPORT
10	ML 0008050SH3	1	WIPER, REAR SUPPORT
11	ML 0001990B1	1	RETAINER, WAYCOVER
12	LC 0006324	1	TRACK, UPPER DOOR
13	LC 0009424	4	SPACER, DOOR TRACK
14	HG 0010541	1	BUMPER, DOOR
15	LC 000199016	1	BRACKET, DOOR BUMPER
16	QC 0012096DRB1	1	HOLDER, BRUSH
17	QC 0012096DRB4	1	HOLDER, BRUSH
18	ML 000632401	1	TRACK, LOWER DOOR
19	ML 000199006	1	SPACER, DOOR TRACK
20	ML 0010115LMC	1	COVER, LESS MIST COLLECTOR
21	ML 0010116LMC	1	GASKET, MIST COLLECTOR
22	MLB0008050WD	1	WIPER, DOOR
23	ML 0003990WINR	1	RETAINER, WORKLIGHT WINDOW
24	LC 0008915 B	1	BULB, WORKLIGHT
25	LCA0008915H1	1	CONNECTOR, WORKLIGHT
26	ML 0008915HG	1	COVER, LIGHT ELECTRICAL
27	ML 0010116LGHT	1	GASKET, WORKLIGHT
28	VL 9012069	1	BRUSH
29	QC 0009207	1	CORD GRIP, .12-.28, 1/2NPT
30	MS 0303314	1	SCREW, BTHD M3X0.5X8MM
31	MS 0313416	2	SCREW, FHC, M4 X 0.7 X 12MM
32	MS 0303620	4	SCREW, BTHD M6X1X30MM
33	MW 0103610	4	WASHER, FLAT, STL, M6
34	MW 0193610	4	WASHER, LOCK, STL, M6
35	MS 0303415SA	27	SCREW ASSEMBLY, M4X.7X10MM
36	MN 0283610	17	NUT, SER HEX FLANGE, M6X1
37	MS 0303515SA	14	SCREW, BH M5X.8X10 ASSY
38	MS 0313617	9	SCREW, FHD SOC, M6 X 1.0 X 16
39	MS 0303616SA	13	SCREW ASSEMBLY, 6MX1X12MM
40	MS 0303817SA	1	M8X16MM BHCS/WASHER ASSEMBLY
41	MN 0283510	2	NUT, SER HEX FLNG, M5X0.8
42	MS 0303517SA	6	SCREW, BH M5X.8X16 ASSY

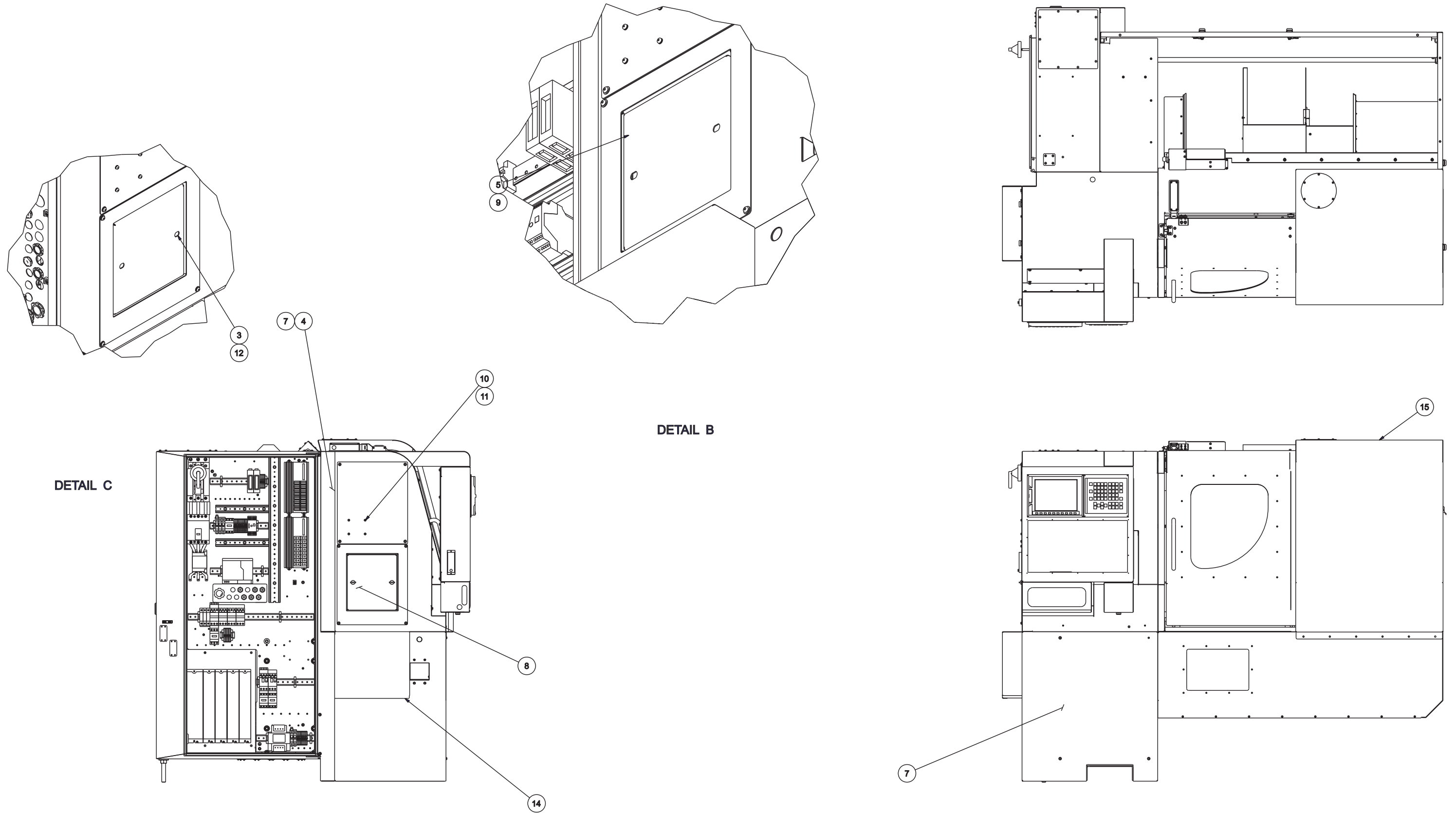
Pedestal Assembly, View 7
(ELITE 27MS Lathe)



NAME: PEDESTAL ASSEMBLY (07) PART NUMBER: ML 0001302707

ITEM	PART NUMBER	QTY	DESCRIPTION
2	MLA0001990DRLL	1	DOOR LABYRINTH, HEADWALL
3	ML 0001990DRLR	1	DOOR LABYRIINTH, RIGHT
4	MLA0001990RG	1	COVER, REAR
6	ML 0003650KEY	1	KEY, EUCHNER 070-046
7	ML 0001990KYR	1	RETAINER, KEY
8	ML 0001990KYBR	1	BRACKET, KEY
9	ML 0001990DSB	1	SPACER, DOOR SWITCH
10	ML 0010115RE	1	COVER, RIGHT ACCESS
11	MLA0010115RG	1	COVER, REAR ACCESS
12	ML 0001990DRSP	1	SPACER, DOOR LABYRINTH
13	ML 0001990LYR	1	RETAINER, LATCH
14	LC 0010509	1	CATCH, DOOR
15	ML 0011738	4	LATCH, COVER
16	LC_000199083	1	BRACKET, KEY
17	LC_000199082	1	BRACKET, DETENT, HEADWALL
18	VL 001173801	4	PULL TAB, LATCH
19	MS 0313416	4	FHCS, M4 X 0.7 X 12MM
20	MS 0313515	4	FHCS, M5 X 0.8 X 10MM
21	MS 0103424	4	SCREW, SHCS, M4X0.7X50MM
22	MW 0103410	6	WASHER, FLAT, STL, M4
23	MW 0193410	4	WASHER, LOCK, STL, M4
24	MS 0103418	2	SCREW, SHCS, M4X0.7X20MM
25	MS 0303616SA	4	SCREW ASSEMBLY, 6MX1X12MM LO
26	MN 0283510	9	NUT, SER HEX FLNG, M5X0.8
28	CN 001119815	1	TRIM SEAL
29	ML 0010509	1	CATCH, DOOR, HARDENED

**Pedestal Assembly, View 8
(ELITE 27MS Lathe)**



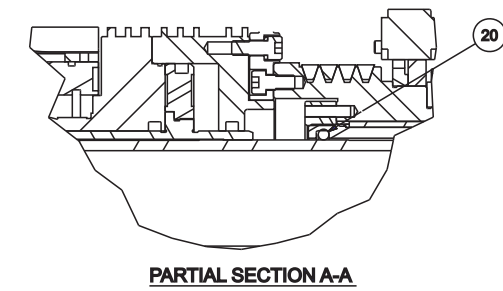
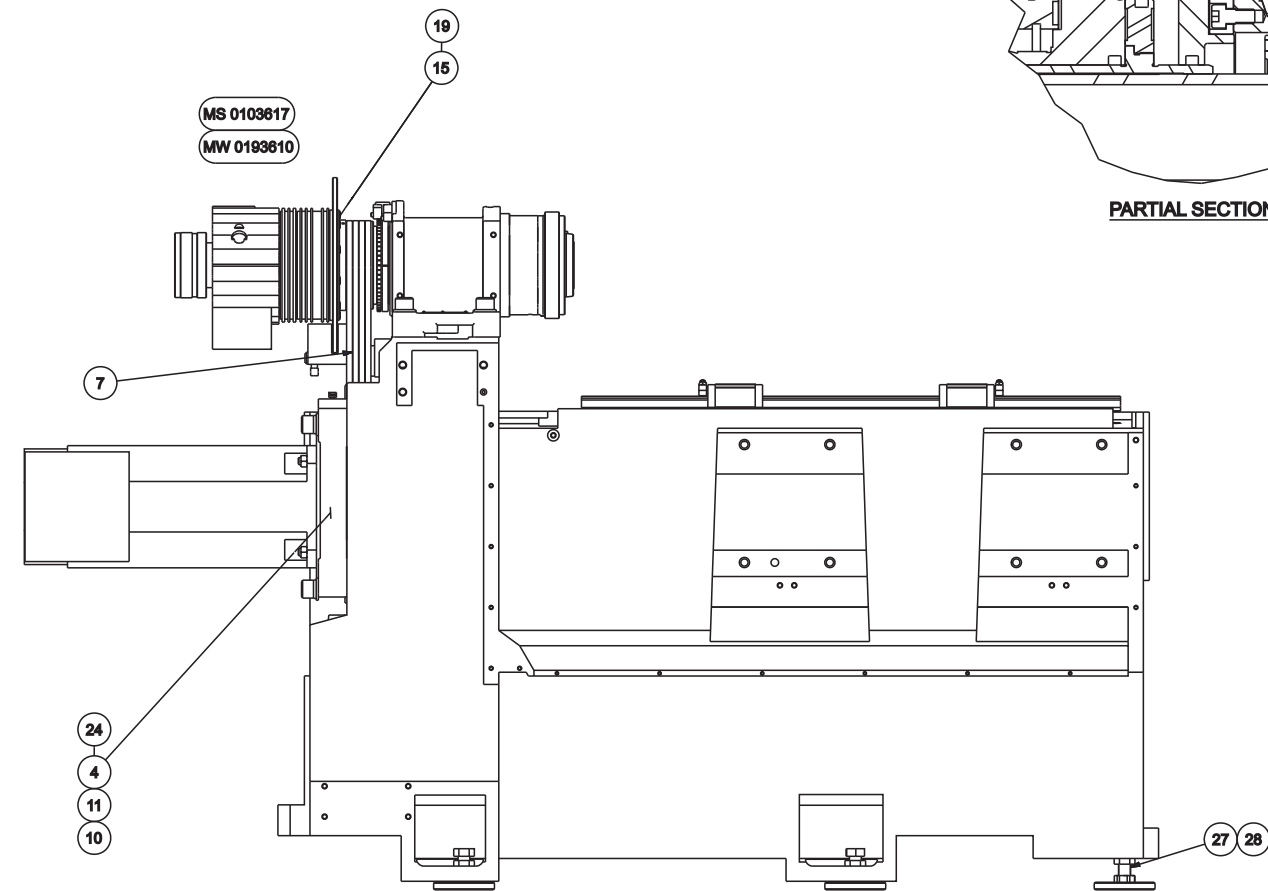
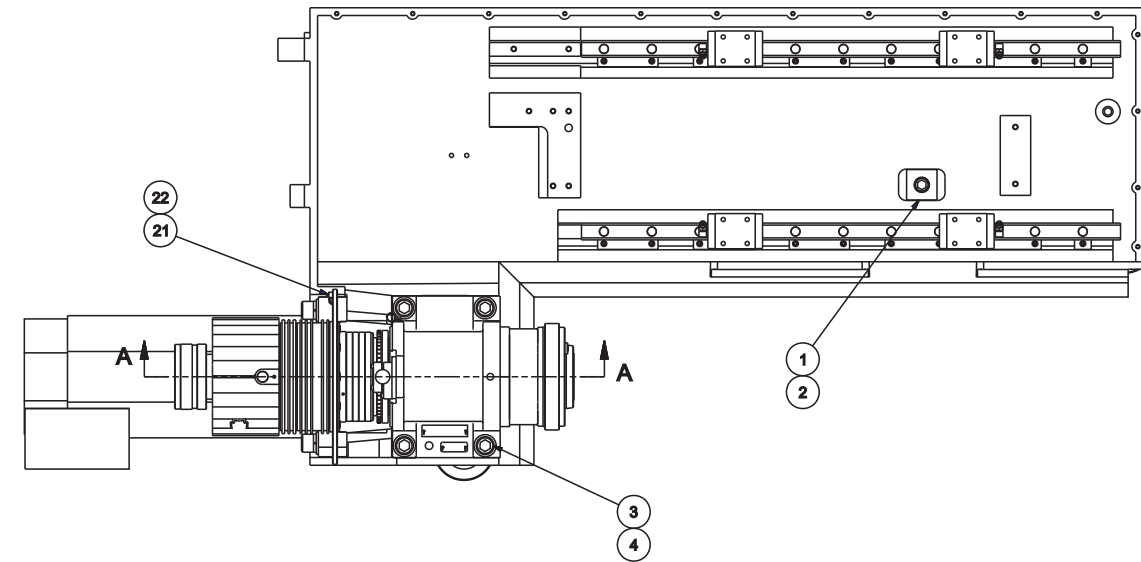
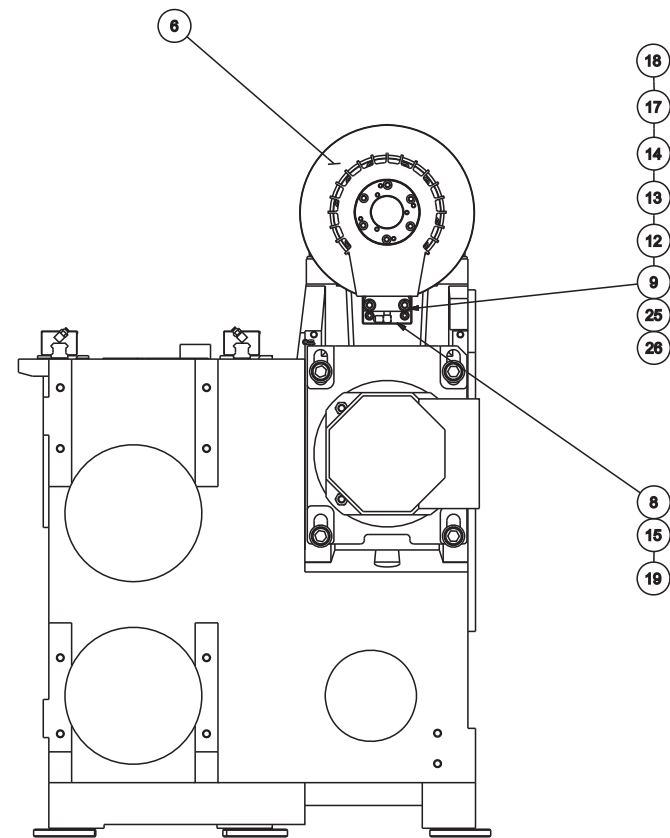
DETAIL B

DETAIL C

NAME: PEDESTAL ASSEMBLY (08) PART NUMBER: ML 0001302708

ITEM	PART NUMBER	QTY	DESCRIPTION
3	ML 0010115C27	1	COVER, COOLANT CATCHER
4	ML 0010115LEC	1	COVER, LEFT END UPPER
5	ML 0003650CC	1	KEY, STRAIGHT
6	SG 0007702	1	CONNECTOR, STRAIGHT PUSH ON
7	MS 0303616SA	12	SCREW ASSEMBLY, 6MX1X12MM LO
8	ML 0011738CC	2	LATCH, COMPRESSION
9	LC 000841943	1	RIVET
10	MS 0303516SA	4	SCREW, BH M5X.8X12 ASSY
11	MN 0283510	4	NUT, SER HEX FLNG, M5X0.8
12	SN 000700750	30"	1/2" OD NYLON TUBING
14	ML 0010115LB27	1	COVER, LOWER LEFT
15	ML 0010115SKIN	1	DOOR COVER

Pedestal Assembly, View 1
(ELITE 42 and 51 Series Lathes with Sub-Spindle)



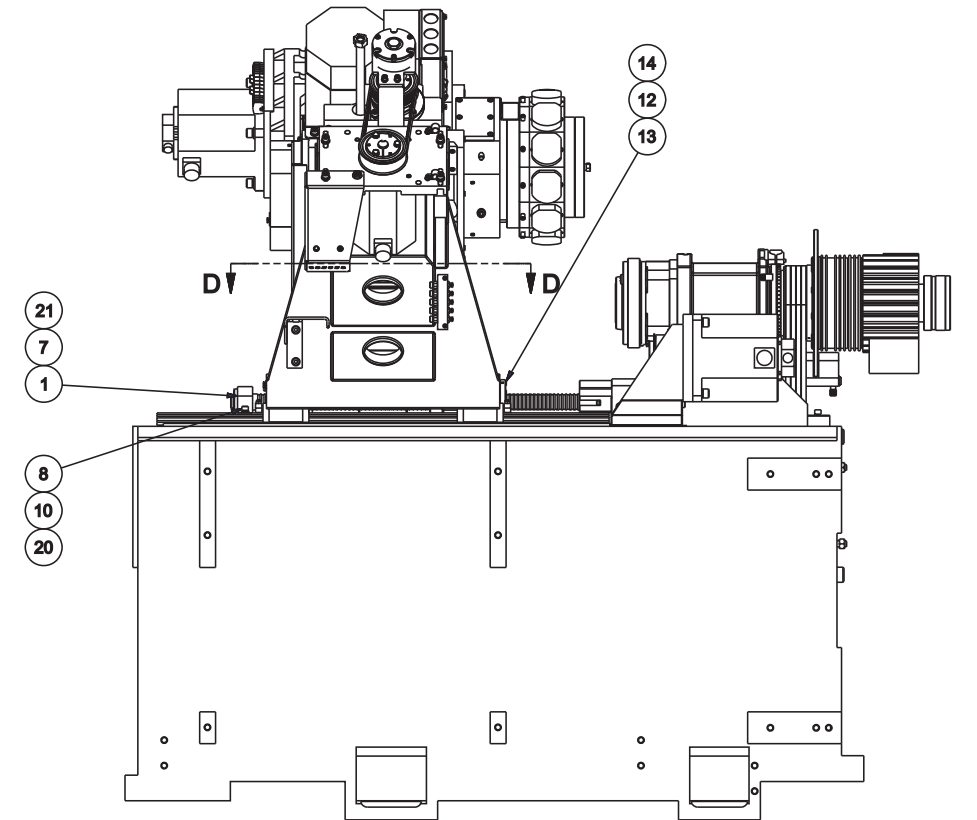
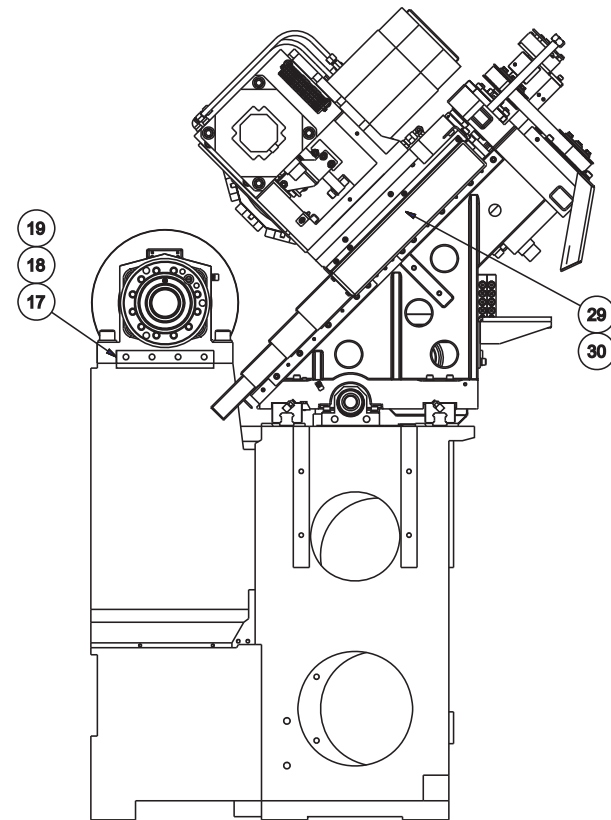
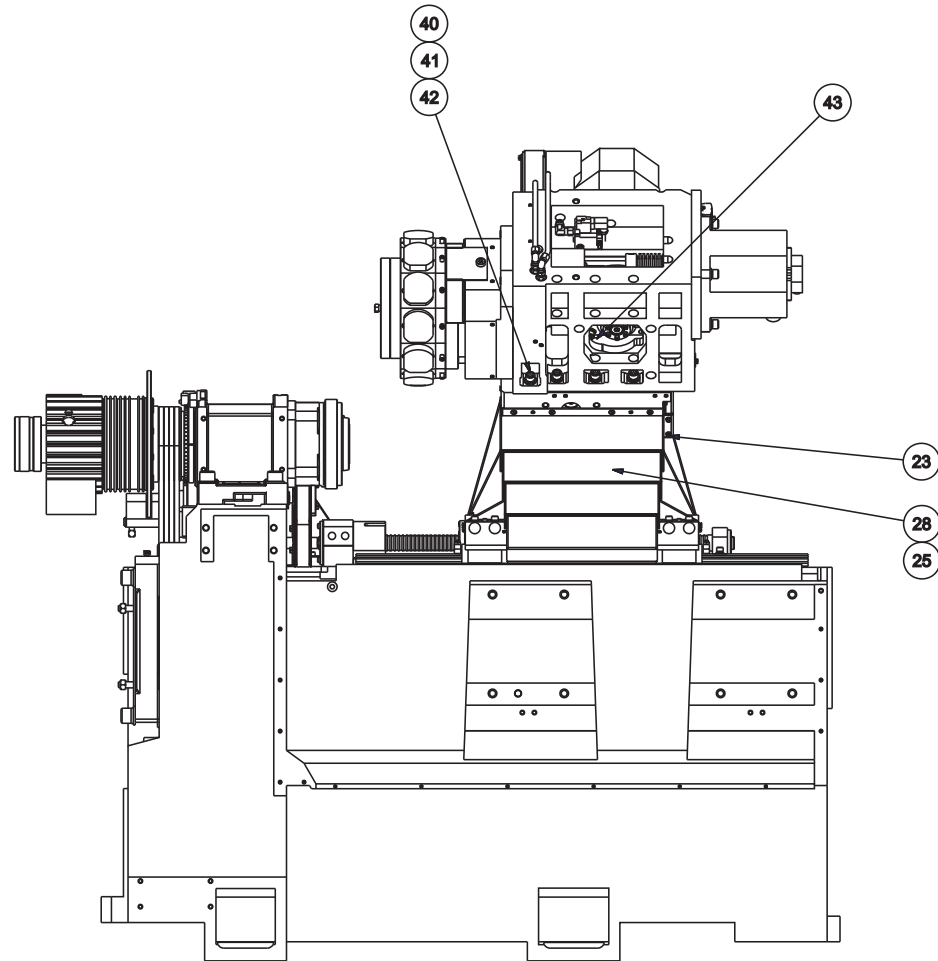
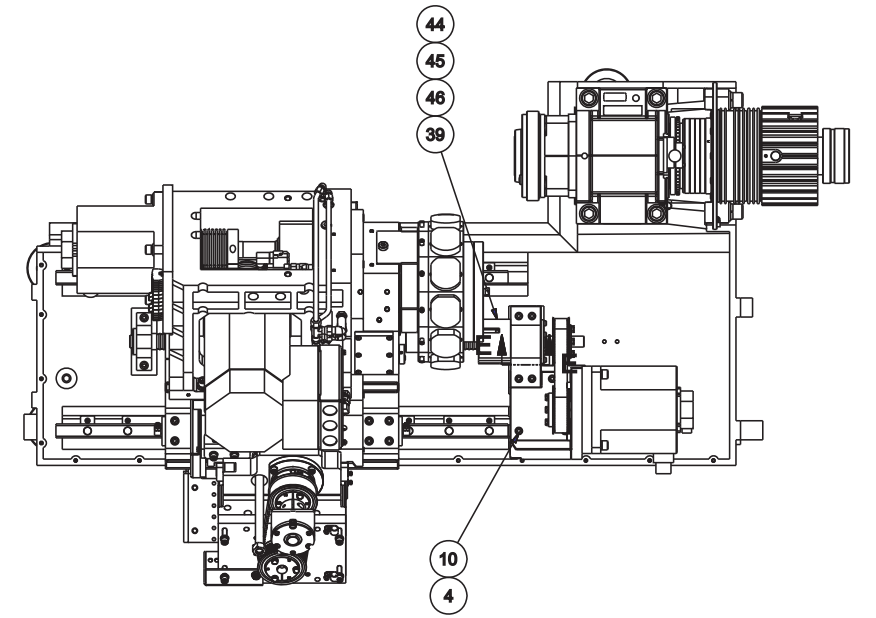
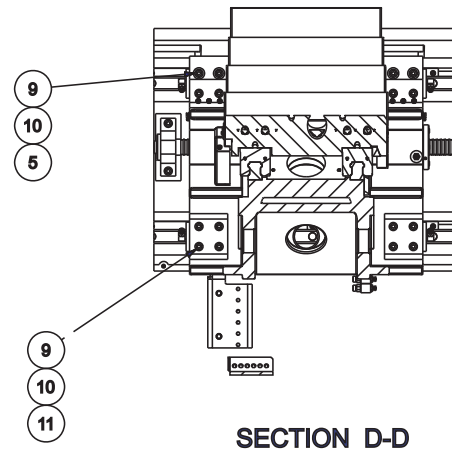
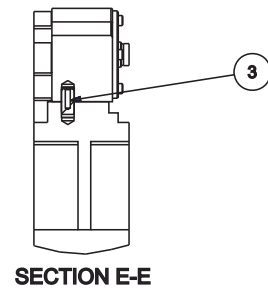
MS 0103617
 MW 0193610

NAME: PEDESTAL ASSEMBLY (01) PART NUMBER: ML 0000130ST01

**Pedestal Assembly, View 1
(ELITE 42 and 51 Series Lathes with Sub-Spindle)**

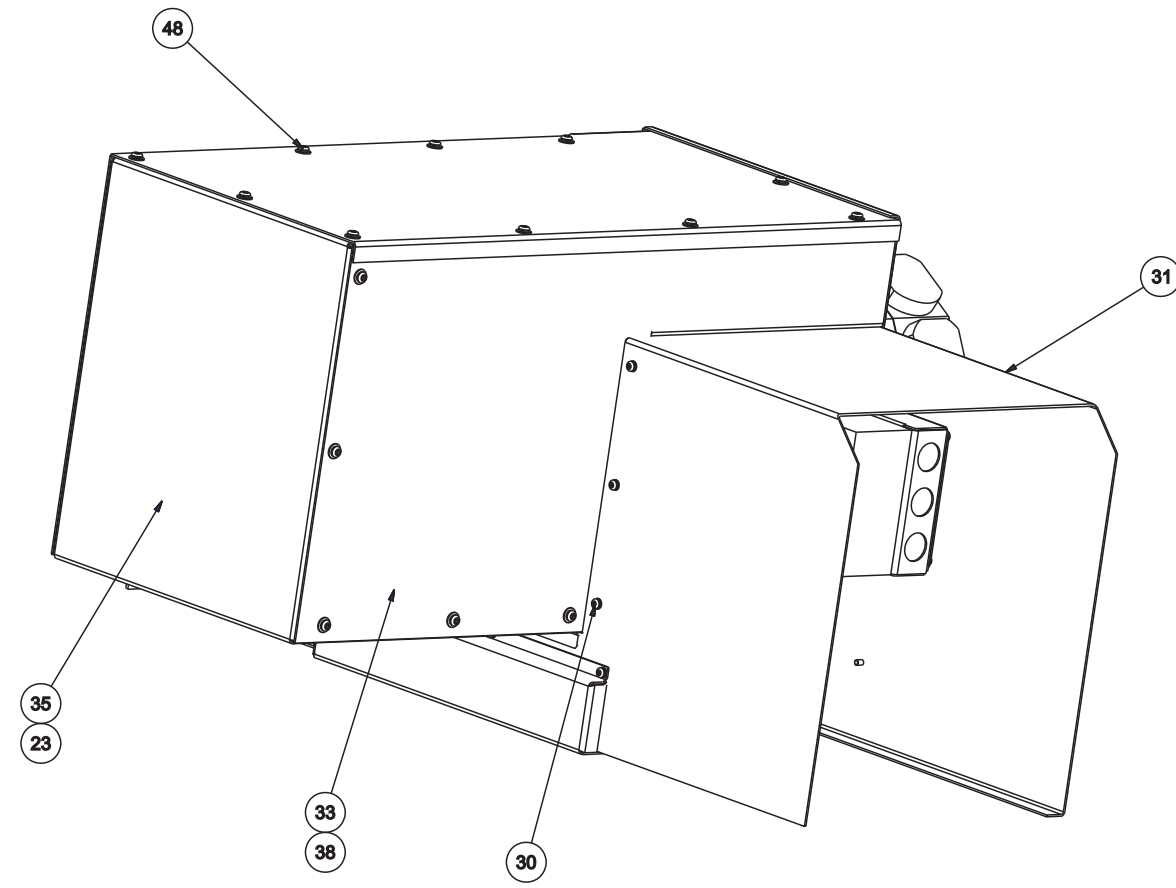
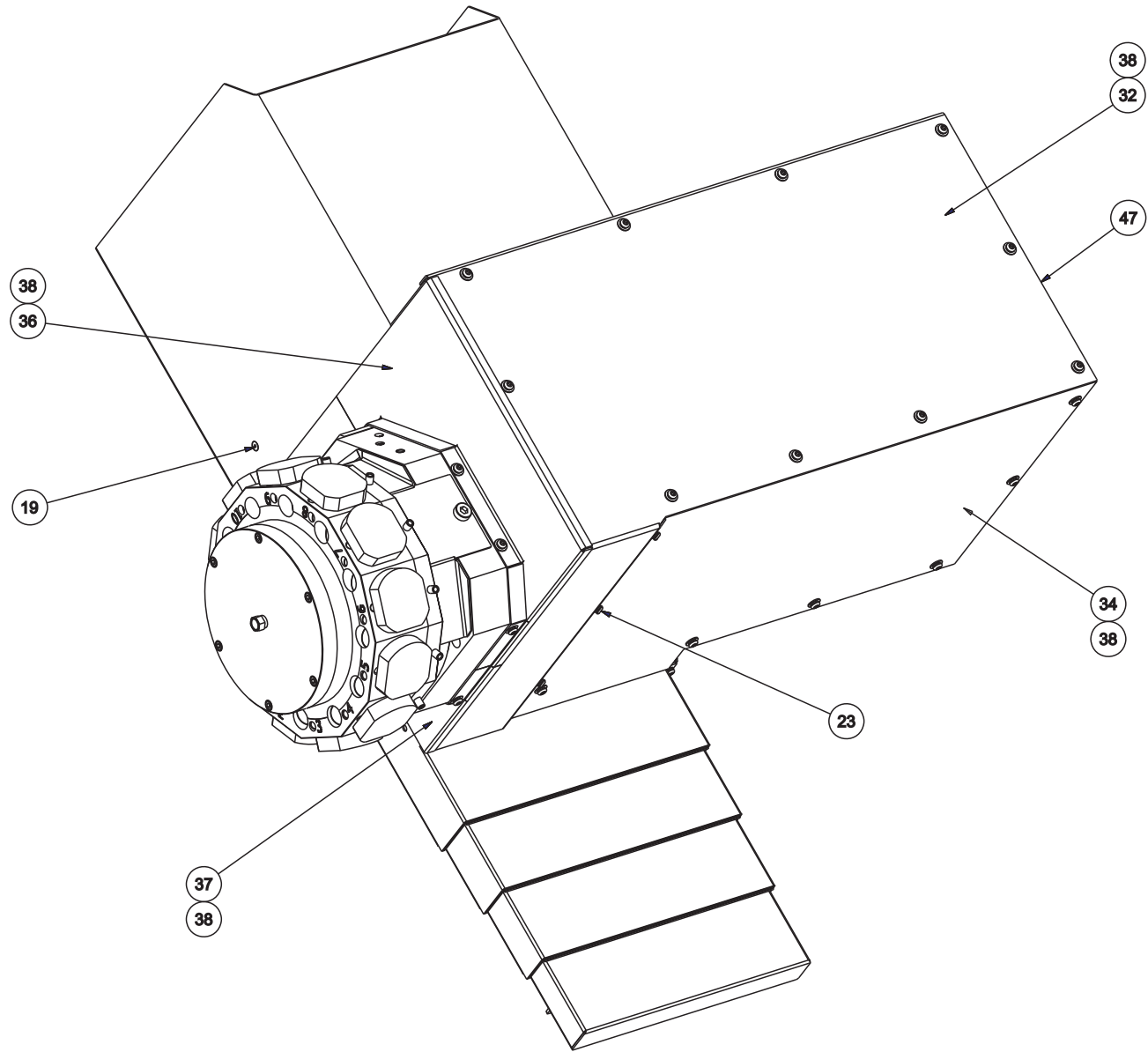
ITEM	PART NUMBER	QTY	DESCRIPTION
1	ML 0011976	1	STOP, Z-AXIS SOLID
2	MS 0104625	1	SHCS M16 X 2 X 55
3	MS 0105030	4	SHCS M20 X 2.5 X 80
4	MW 0105010	8	WASHER, M20 HARDENED FLAT
6	MS 0103817	8	SHCS M8 X 1.25 X 16
7	ML 0003346	4	BELT, SINGLE STRAND
8	ML 001046201	1	MOUNT, BRAKE
9	CSB0010462 A	1	BRAKE, SPINDLE
10	MS 0105031	4	SHCS M20 X 2.5 X 90
11	MW 0195010	4	WASHER, M20 LOCK
12	ML 000999502	1	SHIM, BRAKE
13	ML 000999501	1	SHIM, BRAKE
14	ML 0009995	1	SHIM, BRAKE
15	MS 0103818	13	SHCS M8 X 1.25 X 20
17	AD 001133804	1	ELBOW, 90 DEG.
18	SB 0010884 S	.01	SEALANT, HYDRAULIC
19	NC 0010884	.02	THREADLOCKER, LOCTITE 242
20	ML 0009431CCSP	1	O-RING, 65MM X 6MM
21	CH 000962301	1	CLAMP, PLASTIC
22	MS 0303515SA	1	SCREW BH M5X.8X10 ASSY
23	MW 0193810	10	WASHER, M8 LOCK
24	CS 0010994	.01	GREASE
25	MW 0104010 H	2	WASHER, FLAT, STL, HARD, M10
26	MW 0194010	2	WASHER, LOCK, STL, M10
27	MS 0155026	2	SCREW HX HD M20 X 2.5 X 60MM
28	MN 0145010	2	NUT, HEX 439 LOW M7 M20X2.5

Pedestal Assembly, View 2A
(ELITE 42 and 51 Series Lathes with Sub-Spindle)



NAME: PEDESTAL ASSEMBLY (02) PART NUMBER: ML 0000130TG02

Pedestal Assembly, View 2B
 (ELITE 42 and 51 Series Lathes with Sub-Spindle)

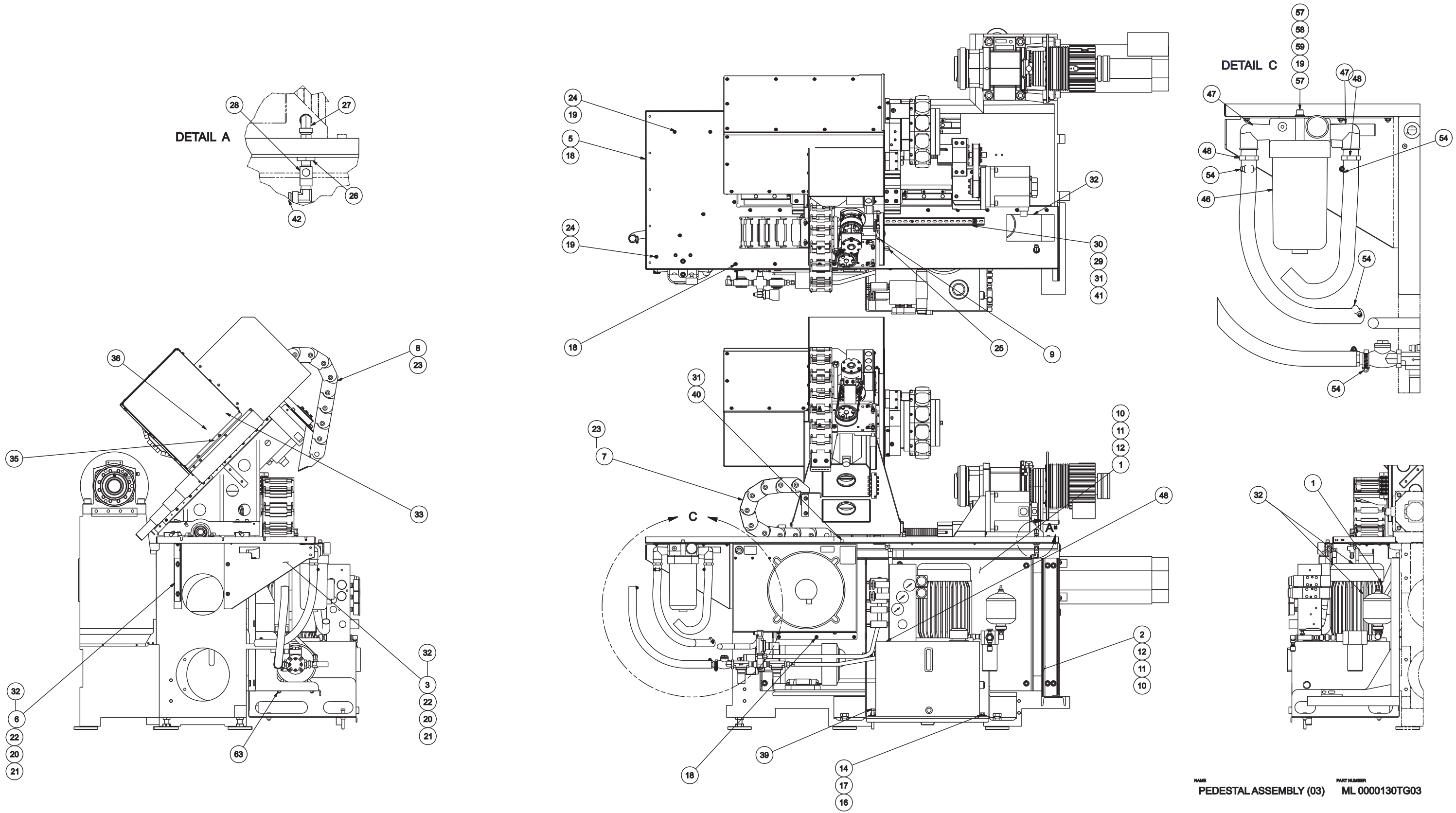


NAME: PEDESTAL ASSEMBLY (02) PART NUMBER: ML 0000130TG02

**Pedestal Assembly, View 2A and 2B
(ELITE 42 and 51 Series Lathes with Sub-Spindle)**

ITEM	PART NUMBER	QTY	DESCRIPTION
1	ML 0011932 Z	1	BLOCK, Z-AXIS BEARING
3	CL 0006709	1	PIN, PULL OUT DOWEL
4	MS 0103821	7	SCREW, SHCS, M8X1.25X35MM
5	MS 0103818	4	SCREW, SHCS, M8X1.25X20MM
7	ML 000943101	1	O-RING, 52MM ID X 4MM CS, N100/7
8	MS 0103822	2	SCREW, SHCS, M8X1.25X40MM
9	MW 0103810	16	WASHER, FLAT, STL, M8
10	MW 0193810	25	WASHER, LOCK, STL, M8
11	MS 0103825	12	SCREW, SHCS, M8X1.25X55MM
12	MW 0193610	5	WASHER, LOCK, STL, M6
13	MS 0103618	5	SCREW, SHCS, M6X1X20MM
14	CS 000943104	1	O-RING
17	LC 000199050	1	RETAINER, HEADSTOCK RELIEF
18	LC 001011612	1	VITON, HEADSTOCK RELIEF
19	MS 0313515	8	FHCS, M5 X 0.8 X 10MM
20	5 0001895	2	WASHER
21	CS 0010994	1	GREASE, MOBIL 28 (RED)
23	MS 0303515SA	7	SCREW BH M5X.8X10 ASSY
25	MS 0313516	4	SCREW, FLT HD M5x.8x12MM
28	ML 0010115XS	1	WAYCOVER, X-AXIS
29	ML 0003990XS	1	COVER, X-AXIS SCALE
30	MS 0303516SA	7	SCREW, BH M5X.8X12 ASSY
31	ML 0010115TC1T	1	COVER, BACK TURRET
32	ML 0010115TC2T	1	COVER, TURRET TOP
33	ML 0010115TC3T	1	COVER, TURRET SIDE
34	ML 0010115TC5T	1	COVER, TURRET FRONT
35	ML 0010115CMBT	1	COVER, BOTTOM MOTOR
36	TG 000034301	1	COVER, TURRET UPPER
37	TG 000034302	1	COVER, TURRET LOWER
38	MS 0303616SA	31	SCREW ASSEMBLY, 6MX1X12MM LO
39	ML 001197601E	1	BUMPER, BALL SCREW
40	MW 0104210 H	7	WASHER, FLAT, STL, HARD, M12
41	MW 0194210	7	WASHER, LOCK, STL, M12
42	MS 0104224	7	SCREW, SHCS, M12X1.75X50MM
43	CS 000463001	1	DOWEL, TURRET PIVOT
44	MW 0103510	3	WASHER, FLAT, STL, M5
45	MW 0193510	3	WASHER, LOCK, STL, M5
46	MS 0103521	3	SCREW, SHCS, M5X0.8X35MM
47	MC 0010994	0.10	GREASE, SILICONE
48	GE 0010884	0.01	SILICONE

Pedestal Assembly, View 3
(ELITE 42 and 51 Series Lathes with Sub-Spindle)

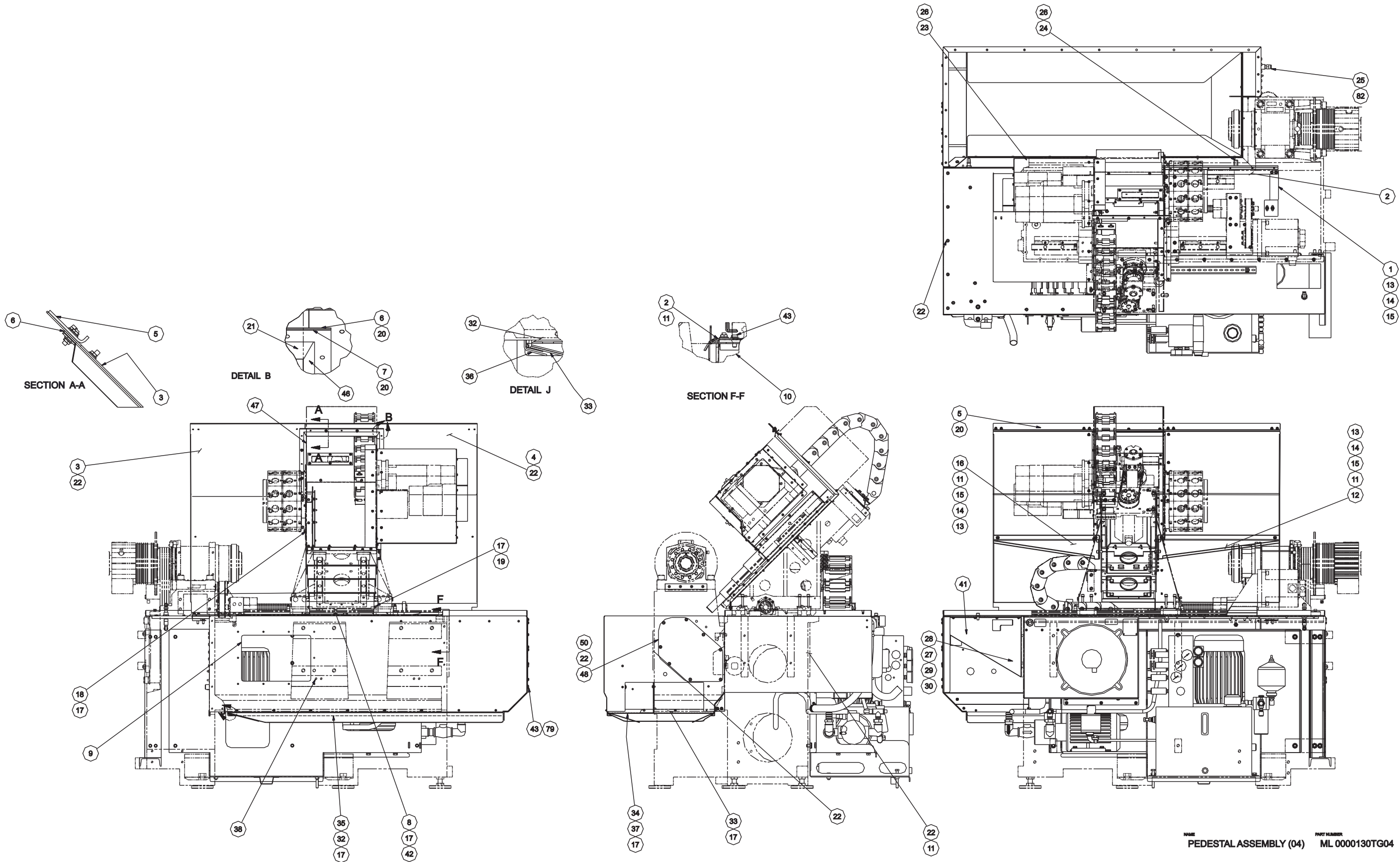


NAME: PEDESTAL ASSEMBLY (03) PART NUMBER: ML 0000130TG03

**Pedestal Assembly, View 3
(ELITE 42 and 51 Series Lathes with Sub-Spindle)**

ITEM	PART NUMBER	QTY	DESCRIPTION	ITEM	PART NUMBER	QTY	DESCRIPTION
1	ML 0000133FRM	1	FRAME, HYD	43	ML 0003310BRT	1	BRACKET, FILTER
2	ML 0004158PCS	1	SUPPORT, POWER CASE	46	ML 0011614100	1	FILTER, 100 MESH
3	ML 0000221TRSS	1	BRACKET, TRAY REAR/RIGHT	47	CL 000770301	2	ELBOW, 1" NPT STREET
5	ML 000199002	1	TRAY, REAR	48	CL 0008384	3	BARB FITTING, 1" NPT-1" HOSE
6	ML 0001990S	1	SUPPORT, DRIP TRAY	51	CL 0006965	68.84	HOSE, 1" SOFT PVC REINFORCED
7	ML 0011623	1	CABLE CARRIER, Z-AXIS	54	SB 000696602	4	CLAMP HOSE 13/16 TO 1-1/2"
8	QC 0011623 X	1	CABLE CARRIER, QC X-AXIS	55	MN 0283510	2	NUT, SER HEX FLNG, M5X0.8
9	SB 000953201	1	GROMMET	57	0101014	2	SHCS, 3/8-16x7/8
10	MS 0104219	12	SCREW, SHCS, M12X1.75X25MM	58	MW 0194010	2	WASHER, LOCK, STL, M10
11	MW 0194210	12	WASHER, LOCK, STL, M12	59	ML 000284001	2	3/8 L9 FLAT WASHER HARDENED. CAD/D
12	MW 0104210 H	12	WASHER, FLAT, STL, HARD, M12	63	MN 0113810	8	NUT, HEX, STL, M8X1.25
14	MW 0104010 H	3	WASHER, FLAT, STL, HARD, M10				
16	MS 0154019	3	BOLT, M10 X 1.5 X 25 HEX				
17	MW 0184010	3	WASHER, M10 FLAT				
18	MS 0303616SA	22	SCREW ASSEMBLY, 6MX1X12MM LO				
19	MN 0283610	8	NUT, SER HEX FLNG, M6X1				
20	MS 0103818	4	SCREW, SHCS, M8X1.25X20MM				
21	MW 0193810	4	WASHER, LOCK, STL, M8				
22	MW 0103810 H	4	WASHER, FLAT, STL, HARD, M8				
23	MS 0303817SA	4	M8X16MM BHCS/WASHER ASSEMBLY				
24	MS 0303617SA	6	SCREW ASSEMBLY, M6X1X16MM LO				
25	ML 000770202	1	BULKHEAD, -6 JIC ELBOW				
26	CC 000770301	1	BULKHEAD, 1/4 NPT				
27	VL 000770225	1	ELBOW, 1/4 NPT-3/8 TUBE				
28	CL 001078607	1	TEE, STREET (PARKER)				
29	CN 0008104	2	MOUNT, CABLE TIE				
30	CK 9011032	.64	RAIL, DIN BLANK				
31	MS 0303516SA	3	SCREW, BH M5X.8X12 ASSY				
32	TT 001119804	7.5	TRIM SEAL				
33	HG 001022901	.58	CONDUIT, 1-1/4" PLASTIC				
34	NC 0010884	.01	THREADLOCKER, LOCTITE 242				
35	AH 0009910	10	TIE, CABLE				
36	ML 0008001	1	HOSE, COOLANT				
39	MS 0154030	1	BOLT, M10 X 1.5 X 80 HEX				
40	DVB0009623	2	CABLE CLAMP, 7/16				
41	MS 0303516	2	SCREW, BTHD M5X0.8X12MM				
42	CL 000770202	1	ELBOW, 1/4 NPT 5/16 TUBE				

Pedestal Assembly, View 4
(ELITE 42 and 51 Series Lathes with Sub-Spindle)

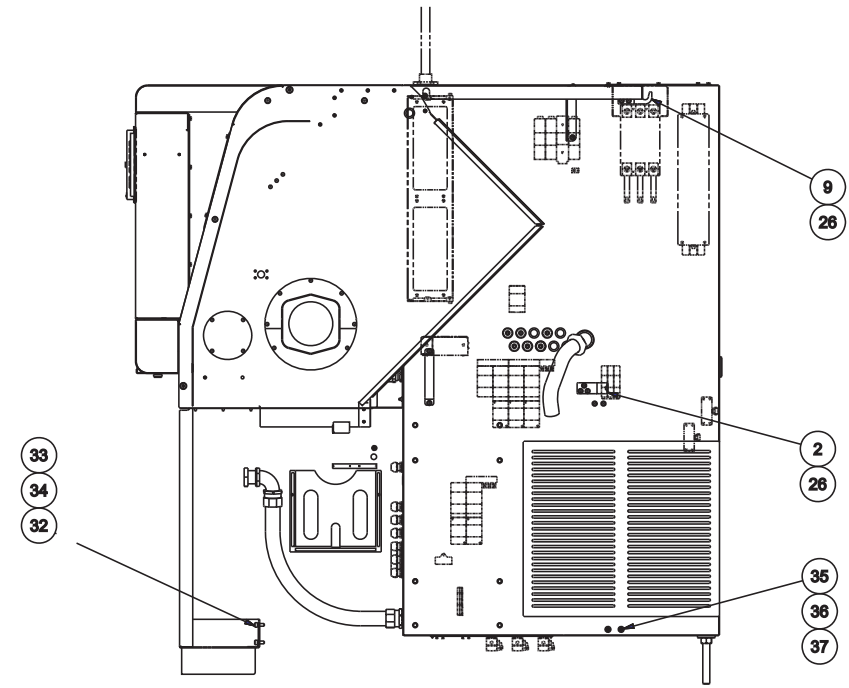
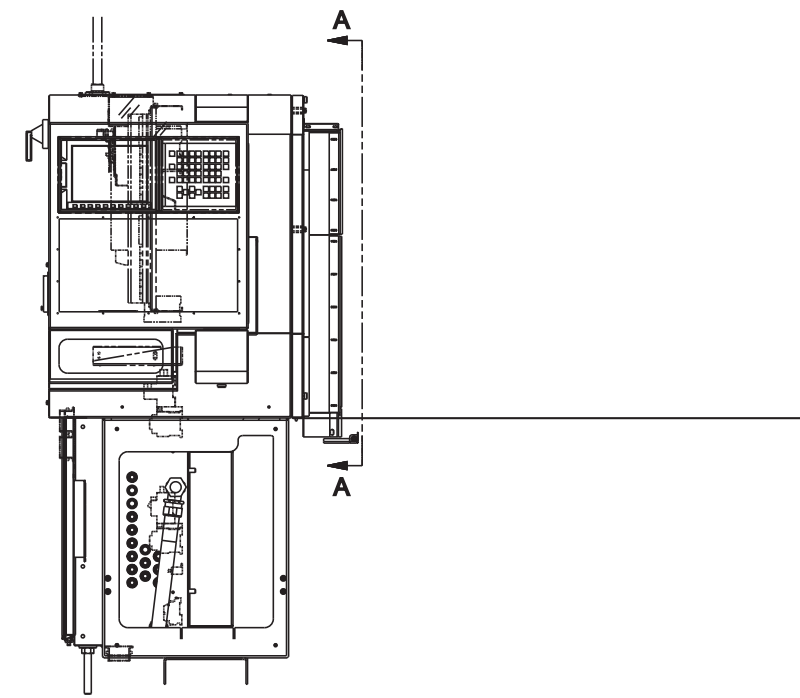
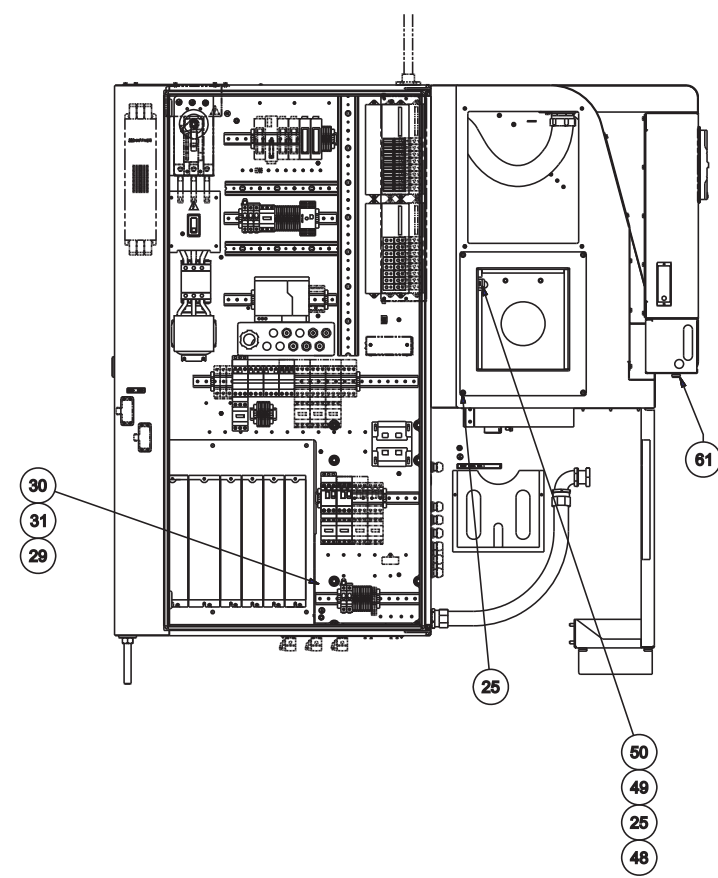
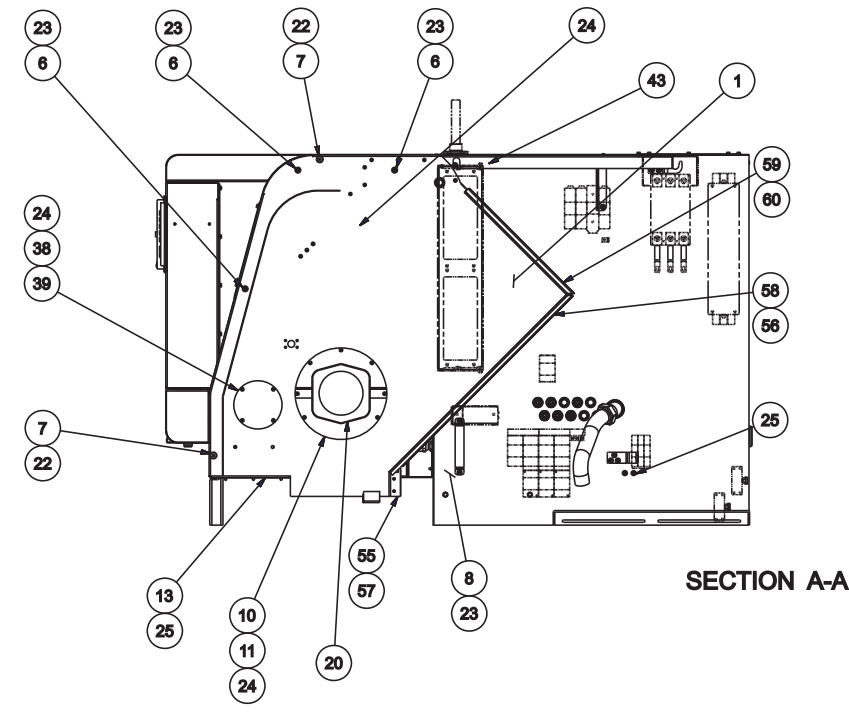
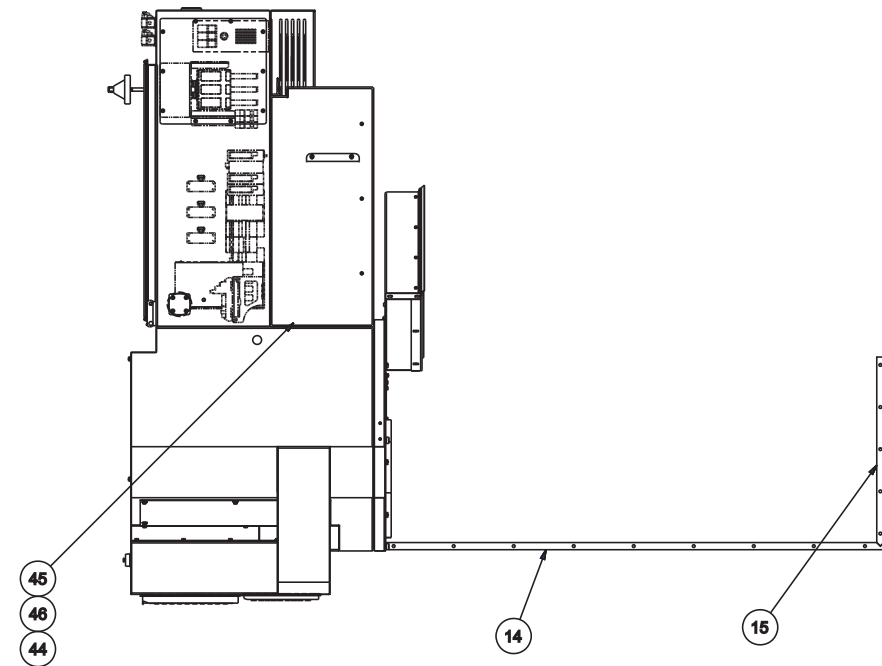


NAME: PEDESTAL ASSEMBLY (04) PART NUMBER: ML 0000130TG04

**Pedestal Assembly, View 4
(ELITE 42 and 51 Series Lathes with Sub-Spindle)**

ITEM	PART NUMBER	QTY	DESCRIPTION	ITEM	PART NUMBER	QTY	DESCRIPTION
1	LC 0001990 L	1	MOUNT, LABYRINTH LEFT	43	MS 0303617SA	4	SCREW ASSEMBLY, M6X1X16MM
2	LC 000641801	1	WIPER ASSEMBLY	44	CK 0008104	5	TIE, CABLE
3	ML 0010115SWL	1	WAYCOVER, LEFT Z	45	ML 0001990SK5104	1	SUPPORT, SKIRT
4	MLA0010115WR	1	WAYCOVER, RIGHT Z	46	ML 0008050X2	1	WIPER, X RIGHT
5	ML 0010115CT	1	SUPPORT, TOP CENTER	47	ML 0008050X3	1	WIPER, X LEFT
6	ML 0010115WP1	1	RETAINER, BACK WIPER	48	ML 0010115SKRT	1	COVER, SKIRT RIGHT END
7	ML 0010115WP2	1	RETAINER, FRONT WIPER	50	ML 0010116SKRT	1	GASKET, SKIRT RIGHT END COVER
8	ML 0010115WF	1	COVER, WAYCOVER FRONT	51	1000010226	1	GASKET 1 INCH
9	ML 0000221SK27	1	SKIRT, FRONT	52	KH 0011508	1	NUT 1 INCH LOCK
10	LC 0001990 R	1	MOUNT, LABYRINTH RIGHT	53	DB 00092074B	1	BODY CORD GRIP 1" FORM 4
11	MN 0283610	8	NUT, SER HEX FLNG, M6X1	54	DB 00092074N	1	NUT PLAIN FORM 4
12	ML 0010115GL	1	GUSSET, LEFT WAYCOVER	55	DB 00092074W	1	WASHER FORM 4
13	MS 0103818	6	SCREW, SHCS, M8X1.25X20MM	56	DB 00092073X3A	1	GROMMET FORM 4 3 X .225
14	MW 0193810	6	WASHER, LOCK, STL, M8	79	MLA0001990SSCV	1	COVER, SKIRT -SUB
15	MW 0103810	6	WASHER, FLAT, STL, M8	80	DB 00092079B	1	NUT, COMPRESSION, F2
16	ML 0010115GR	1	GUSSET, RIGHT WAYCOVER	81	ML 0003315DFST	1	DEFLECTOR STOP
17	MS 0303516SA	32	SCREW, BH M5X.8X12 ASSY	82	SN 000700750	27	1/2 OD NYLON TUBING
18	ML 0010115LL	1	LABYRINTH, LEFT				
19	ML 0010115LRS	1	LABYRINTH, RIGHT				
20	MN 0283510	23	NUT, SER HEX FLNG, M5X0.8				
21	ML 0008050X1	1	WIPER, X CENTER				
22	MS 0303616SA	42	SCREW ASSEMBLY, 6MX1X12MM				
23	ML 001193801	1	STANDOFF, HEADWALL				
24	ML 001193802	1	STANDOFF, HEADWALL				
25	SG 0007702	1	CONNECTOR, STRAIGHT PUSH ON				
26	MS 0573819	2	SOC. SET, FLAT POINT M8X1.25X22mm				
27	50 0010226	1	GASKET ASSEMBLY 1/2 INCH				
28	AH 0011508	1	NUT, LOCK				
29	DB 0009207 W	1	WASHER, CONNECTOR				
30	DB 00092079H	1	GROMMET CONNECTOR (2 HOLE)				
32	ML 0003315BDC	1	DEFLECTOR, BASE				
33	ML 0003315HDC	1	DEFLECTOR, HEAD, CONV				
34	ML 0003315FDC	1	DEFLECTOR, FRONT				
35	ML 0003315BSC	1	SHIM, BASE DEFLECTOR				
36	ML 0003315HSC	1	SHIM, HEAD DEFLECTOR				
37	ML 0003315FSC	1	SHIM, FRONT DEFLECTOR				
38	MS 0303815	4	M8 SCREW, BUTT HD x 10mm				
39	DC 0010884PC	.25	SEALER, DOW CORNING 737				
41	ML 000770202	2	BULKHEAD, -6 JIC ELBOW				
42	GK 0010884	.1	ULTRA BLUE, PERMATEx				

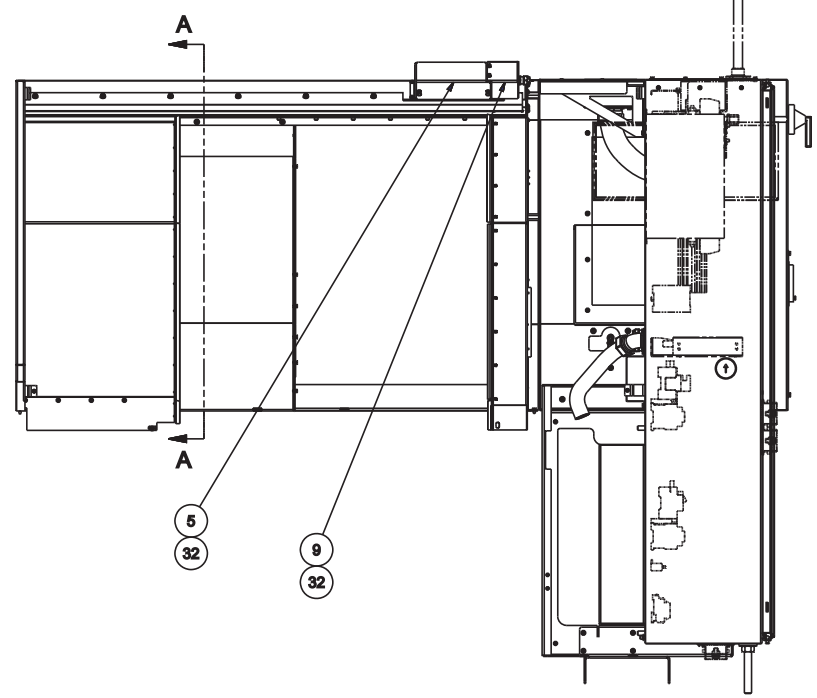
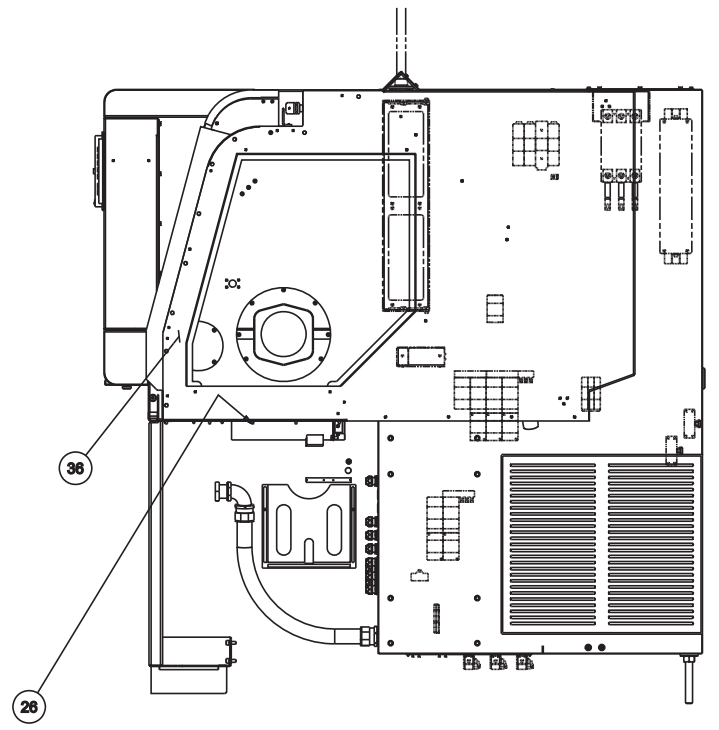
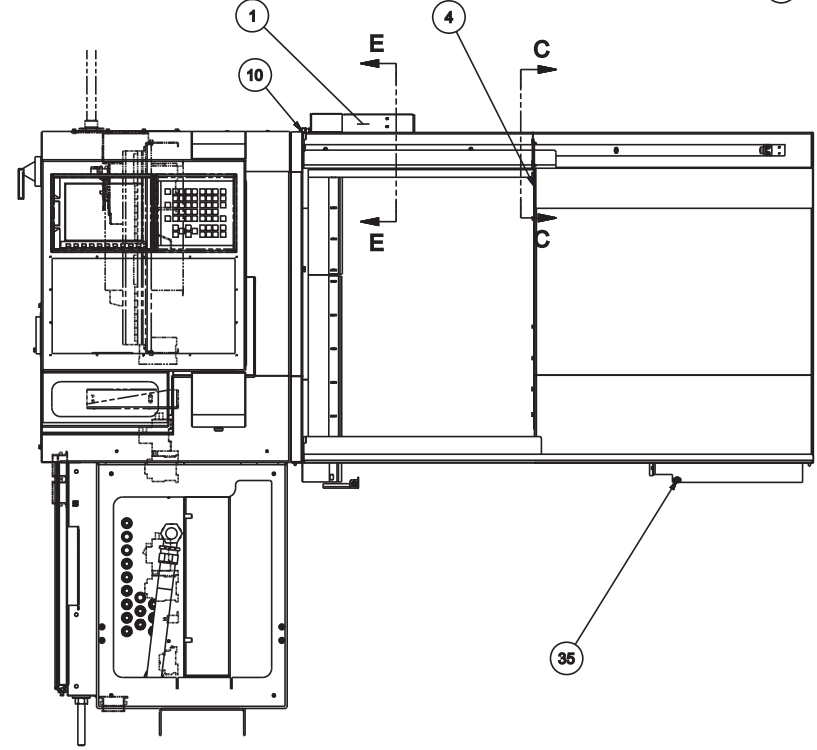
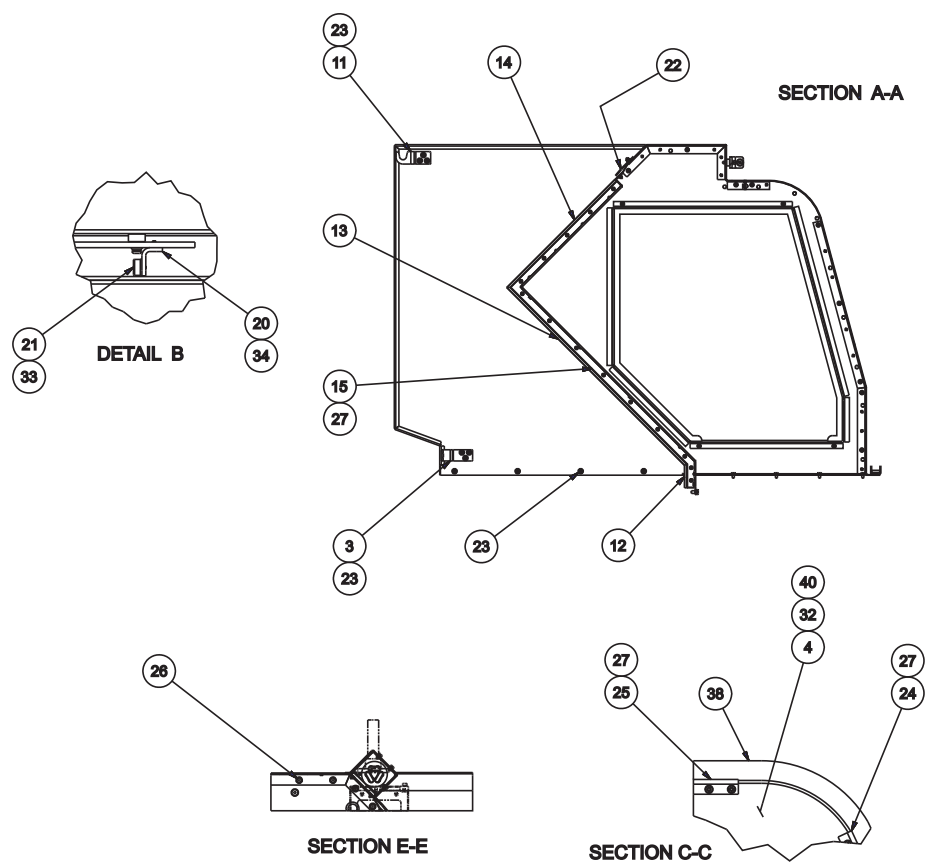
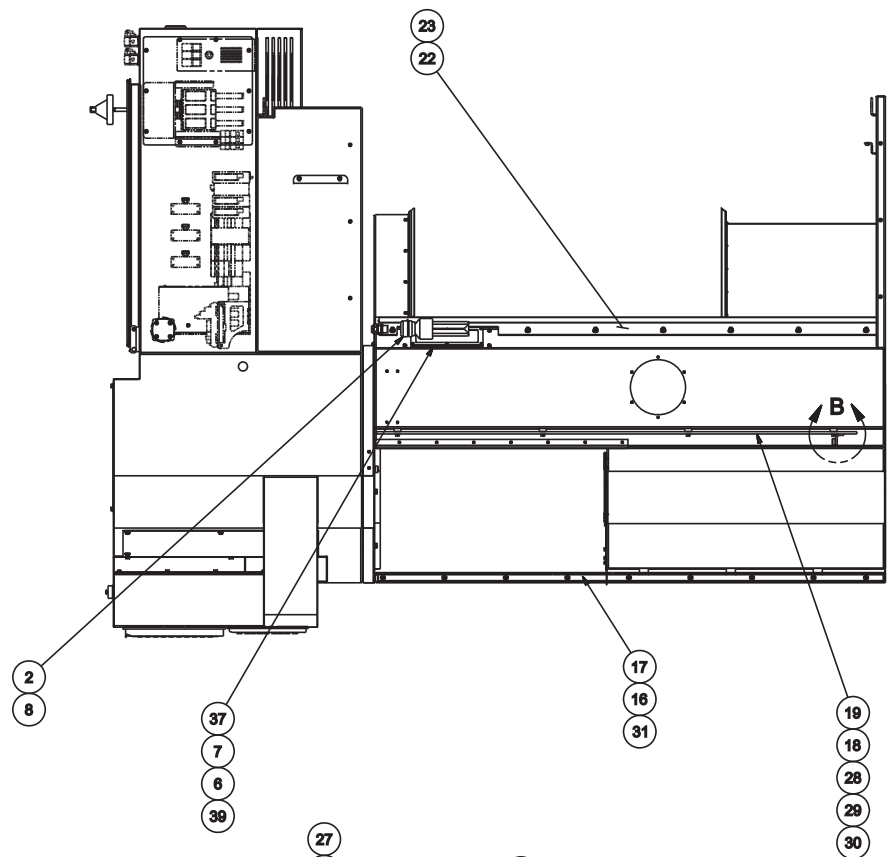
Pedestal Assembly, View 5
(ELITE 42 and 51 Series Lathes with Sub-Spindle)



NAME: PEDESTAL ASSEMBLY (05) PART NUMBER: ML 0000130TG05

**Pedestal Assembly, View 5
(ELITE 42 and 51 Series Lathes with Sub-Spindle)**

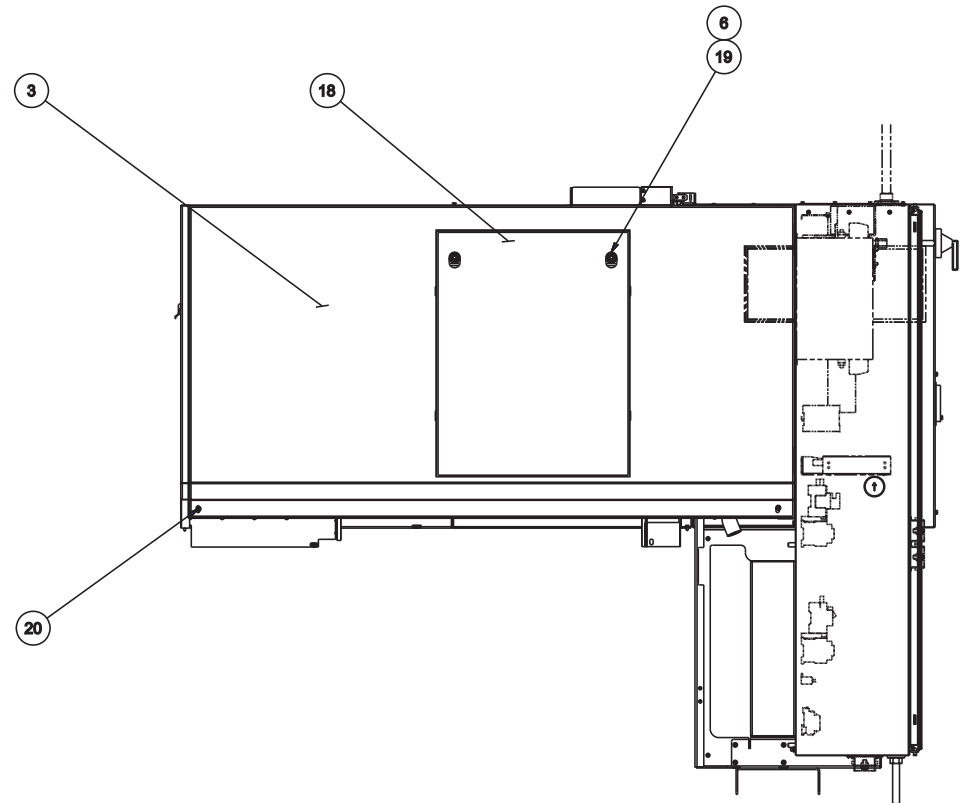
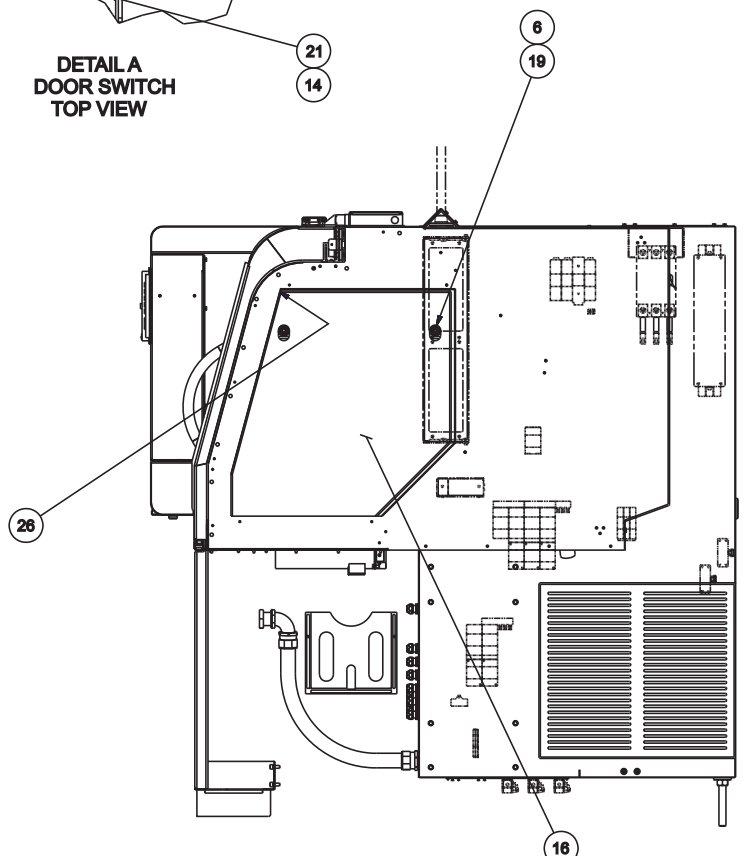
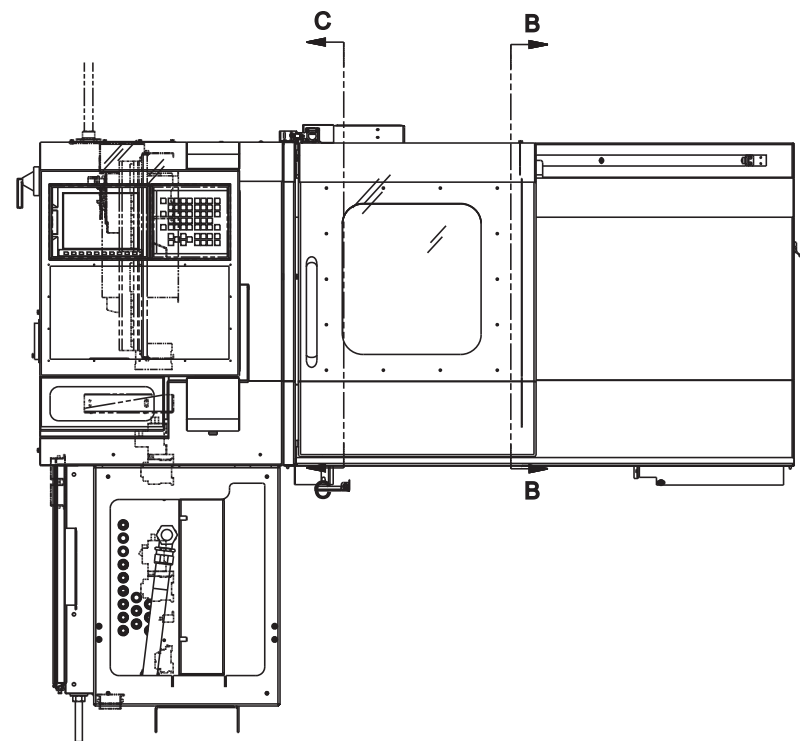
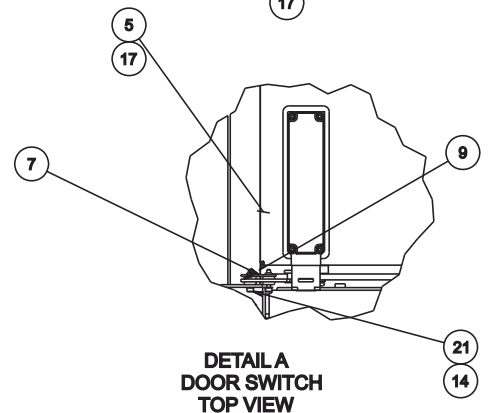
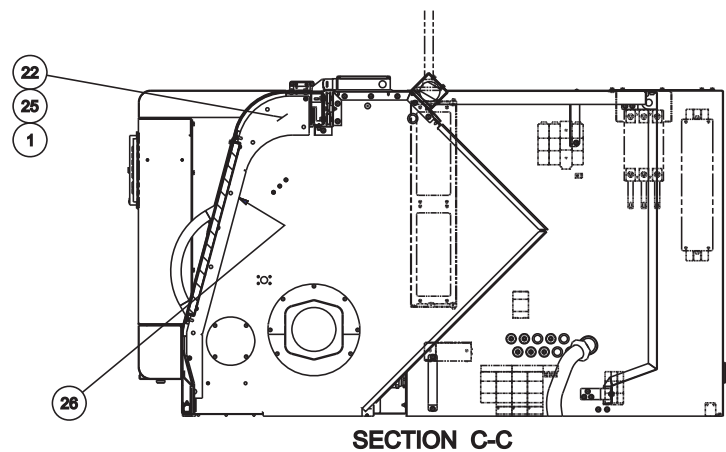
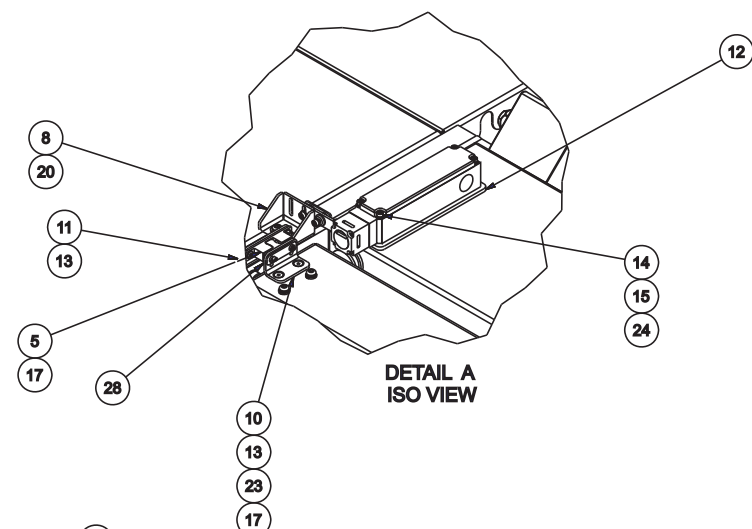
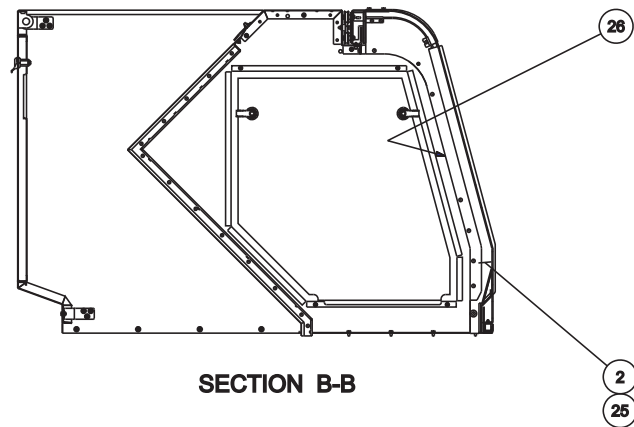
ITEM	PART NUMBER	QTY	DESCRIPTION
1	ML 0000221HWSU	1	HEADWALL, MRL
2	ML 0001990RLLB	1	SUPPORT, COVER LOWER
6	ML 001193801	3	STANDOFF, HEADWALL
7	HG 0010541	2	BUMPER, DOOR
8	ML 0001990SC	1	SHIELD, COOLANT
9	ML 0001990RGS	1	SUPPORT, REAR COVER
10	ML 0000343	1	FLANGE, HEADWALL SEAL (LOWER)
11	ML 000034301	1	FLANGE, HEADWALL SEAL (UPPER)
13	LCA001011603	1	GASKET, SKIRT
14	LC 001011601	1	GASKET, SKIRT
15	LC 001011602	1	GASKET, SKIRT
20	ML 0010116GHW	1	GASKET,HEADWALL
22	MS 0303314	2	SCREW, BTHD M3X0.5X8MM
23	MS 0303817SA	4	M8X16MM BHCS/WASHER ASSEMBLY
24	MS 0303515SA	14	SCREW BH M5X.8X10 ASSY
25	MS 0303616SA	17	SCREW ASSEMBLY, 6MX1X12MM
26	MS 0303617SA	6	SCREW ASSEMBLY, M6X1X16MM
29	MS 0104220	8	SCREW, SHCS, M12X1.75X30MM
30	MW 0104210 H	8	WASHER, FLAT, STL, HARD, M12
31	MW 0194210	8	WASHER, LOCK, STL, M12
32	MS 0103818	4	SCREW, SHCS, M8X1.25X20MM
33	MW 0103810	4	WASHER, FLAT, STL, M8
34	MW 0193810	4	WASHER, LOCK, STL, M8
35	MW 0163610	2	WASHER, M6 HEAVY FLAT
36	MW 0193610	2	WASHER, LOCK, STL, M6
37	MS 0103617	2	SCREW, SHCS, M6X1X16MM
38	ML 0010115LTP	1	COVER, LESS TOOL PROBE
39	ML 0010116LTP	1	GASKET, TOOL PROBE
43	CK 001033101	1	CAP PLUG 7/8
44	ML 0010115RFG	1	ROOF, FILLER
45	CN 0008104	2	MOUNT, CABLE TIE
46	MS 0303616	2	SCREW, BTHD M6X1X12MM
47	ML 000253327CC	1	CATCHER, COOLANT
48	ML 0002533SWBK	1	BRACKET, COOLANT CATCHER SWITCH
49	MS 0103420	2	SCREW, SHCS, M4X0.7X30MM
50	MW 0263410SS	2	WASHER, EXT. STAR M4-SSTL
55	ML 0001990RT3	1	RETAINER-LOWER-SUB
56	ML 0001990RT2	1	RETAINER,MIDDLE-SUB
57	ML 0008050SW3	1	WIPER,LOWER-SUB
58	ML 0008050SW5	1	WIPER,MIDDLE-SUB
59	ML 0008050SW4	1	WIPER,UPPER-SUB
60	ML 0001990RT1	1	RETAINER,UPPER-SUB
61	MC 0007011	80	TUBING 3/8" BLCK NYLON 400PS



NAME PEDESTAL ASSEMBLY (06) PART NUMBER ML 0000130TG06

**Pedestal Assembly, View 6
(ELITE 42 and 51 Series Lathes with Sub-Spindle)**

ITEM	PART NUMBER	QTY	DESCRIPTION
1	ML 0001990LTFR	1	SUPPORT, WORKLIGHT
2	LCA0008915H1	1	CONNECTOR, WORKLIGHT
3	ML 0001990RLLB	1	SUPPORT, COVER LOWER
4	ML 0001990CADF	1	DEFLECTOR, COOLANT
5	ML 0001990LTCV	1	COVER, WORKLIGHT
6	ML 0010116LGHT	1	GASKET, WORKLIGHT
7	ML 0003990LWIN	1	WINDOW, WORKLIGHT
8	LC 0008915 B	1	BULB, WORKLIGHT
9	ML 0008915HG	1	COVER, LIGHT ELECTRICAL
10	QC 0009207	1	CORD GRIP, .12-.28, 1/2NPT
11	ML 0001990RGSL	1	SUPPORT, REAR COVER
12	ML 0008050SH1	1	WIPER, REAR SUPPORT
13	ML 0008050SH2	1	WIPER, REAR SUPPORT
14	ML 0008050SH3	1	WIPER, REAR SUPPORT
15	ML 0001990RSWR	1	RETAINER, R.S. WIPERS
16	ML 000632401	1	TRACK, LOWER DOOR
17	ML 000199006	1	SPACER, DOOR TRACK
18	LC 0009424	4	SPACER, DOOR TRACK
19	LC 0006324	1	TRACK, UPPER DOOR
20	LC 000199016	1	BRACKET, DOOR BUMPER
21	HG 0010541	1	BUMPER, DOOR
22	ML 0001990B1	1	RETAINER, WAYCOVER
23	MN 0283610	17	NUT, M6 X 1.0 SER. HEX FLN.
24	QC 0012096DRB1	1	HOLDER, BRUSH
25	QC 0012096DRB4	1	HOLDER, BRUSH
26	MS 0303616SA	13	SCREW ASSEMBLY, 6MX1X12MM
27	MS 0303415SA	21	SCREW ASSEMBLY, M4X.7X10MM
28	MW 0103610	4	WASHER, M6 FLAT
29	MW 0193610	4	WASHER, M6 LOCK
30	MS 0303620	4	BHCS, M6 X 1.0 X 30
31	MS 0313617	9	SCREW, FHDSOC, M6 X 1.0 X 16
32	MS 0303515SA	11	SCREW BH M5X.8X10 ASSY
33	MS 0303314	1	BHCS M3 X 0.5 X 8MM
34	MS 0313416	2	FHCS, M4 X 0.7 X 12MM
35	MS 0303817SA	1	M8X16MM BHCS/WASHER ASSEMBLY
36	MLB0008050WD	1	WIPER, DOOR
37	ML 0003990WINR	1	RETAINER, WORKLIGHT WINDOW
38	VL 9012069	10	BRUSH
39	MS 0303417	6	BHCS M4 X 0.7 X 16MM
40	HL 0000505	1	WASHER

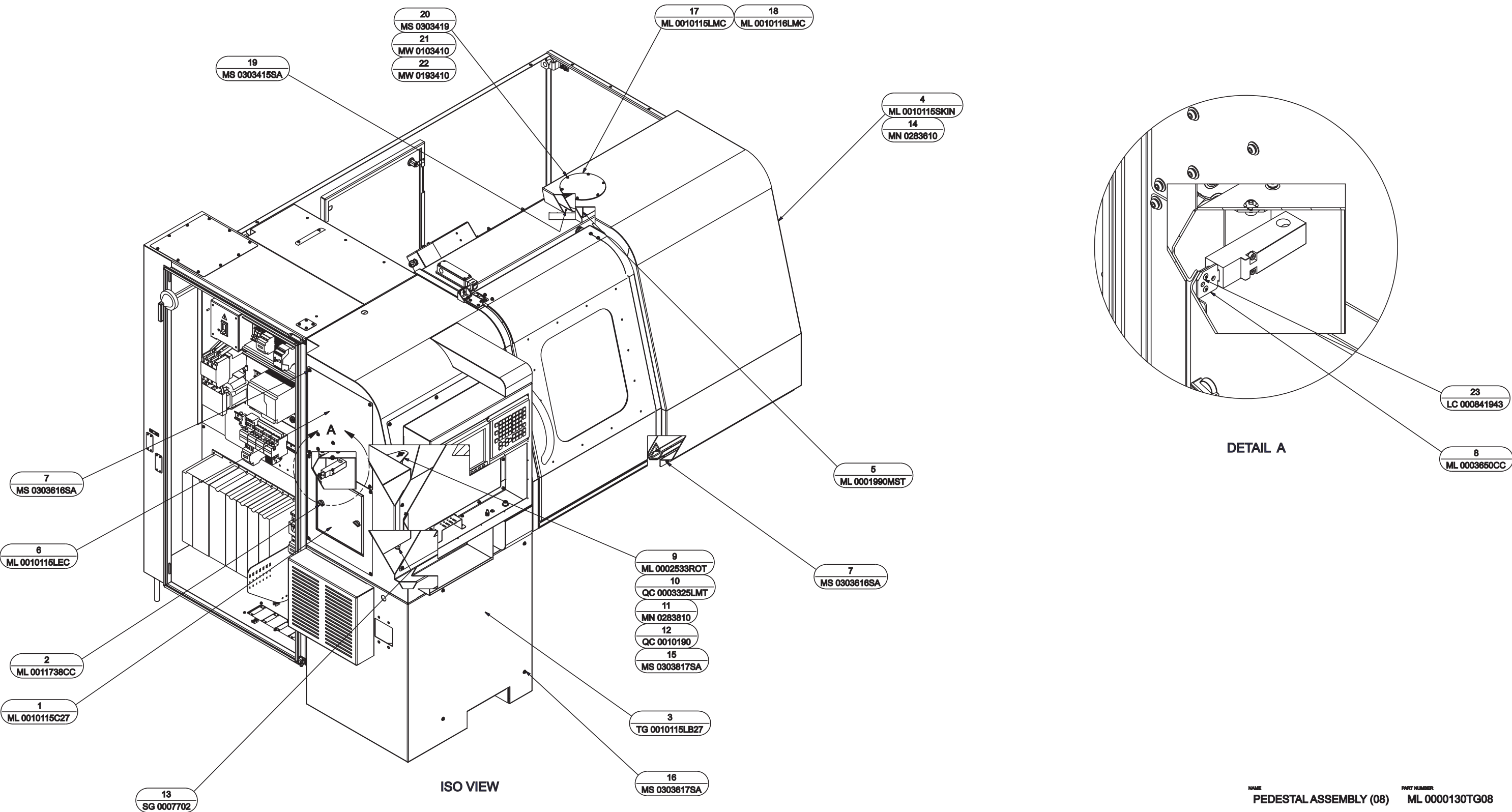


NAME PEDESTAL ASSEMBLY (07) PART NUMBER ML 0000130TG07

**Pedestal Assembly, View 7
(ELITE 42 and 51 Series Lathes with Sub-Spindle)**

ITEM	PART NUMBER	QTY	DESCRIPTION
1	MLA0001990DRLL	1	DOOR LABYRINTH, HEADWALL
2	ML 0001990DRLR	1	LABYRINTH, DOOR RIGHT
3	MLA0001990RG	1	COVER, REAR
5	LC 0010509	1	CATCH, DOOR
6	ML 0011738	4	LATCH, COVER
7	ML 0001990KYR	1	RETAINER, KEY
8	ML 0001990KYBR	1	BRACKET, KEY
9	ML 0003650KEY	1	KEY, EUCHNER 070-046
10	LC 000199083	1	BRACKET, KEY
11	LC 000199082	1	BRACKET, DETENT, HEADWALL
12	ML 0001990DSB	1	SPACER, DOOR SWITCH
13	MS 0313515	4	FHCS, M5 X 0.8 X 10MM
14	MW 0103410	6	WASHER, FLAT, STL, M4
15	MW 0193410	4	WASHER, LOCK, STL, M4
16	ML 0010115RE	1	COVER, RIGHT ACCESS
17	MS 0313416	4	FHCS, M4 X 0.7 X 12MM
18	MLA0010115RG	1	COVER, REAR ACCESS
19	VL 001173801	4	PULL TAB, LATCH
20	MS 0303616SA	4	SCREW ASSEMBLY, 6MX1X12MM
21	MS 0103418	2	SCREW, SHCS, M4X0.7X20MM
22	ML 0001990DRSP	1	SPACER, DOOR LABYRINTH
23	ML 0001990LYR	1	RETAINER, LATCH
24	MS 0103424	4	SCREW, SHCS, M4X0.7X50MM
25	MN 0283510	10	NUT, SER HEX FLNG, M5X0.8
26	CN 001119815	12.4	TRIM SEAL
28	ML 0010509	1	CATCH, DOOR, HARDENED

Pedestal Assembly, View 8
(ELITE 42 and 51 Series Lathes with Sub-Spindle)

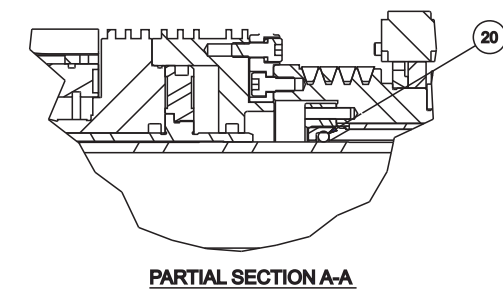
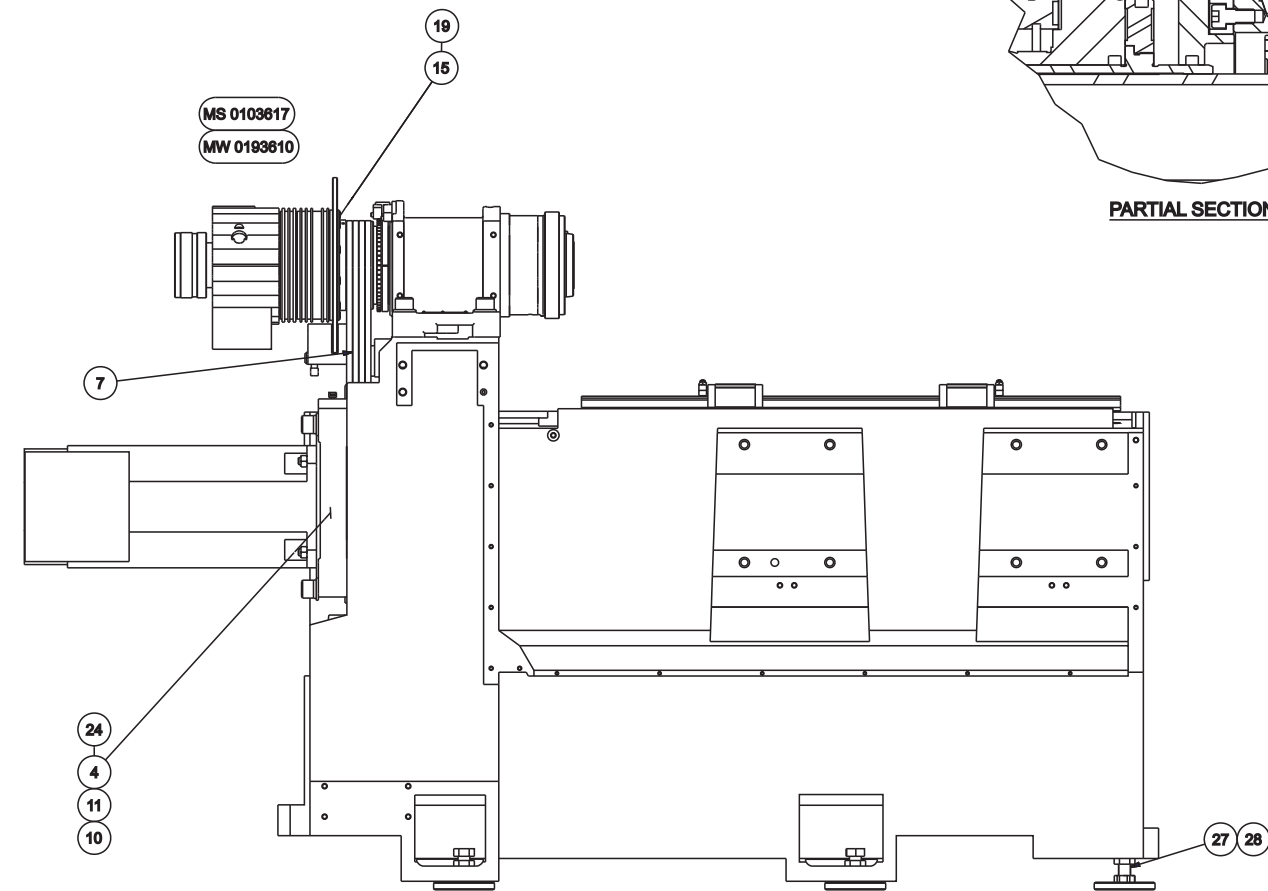
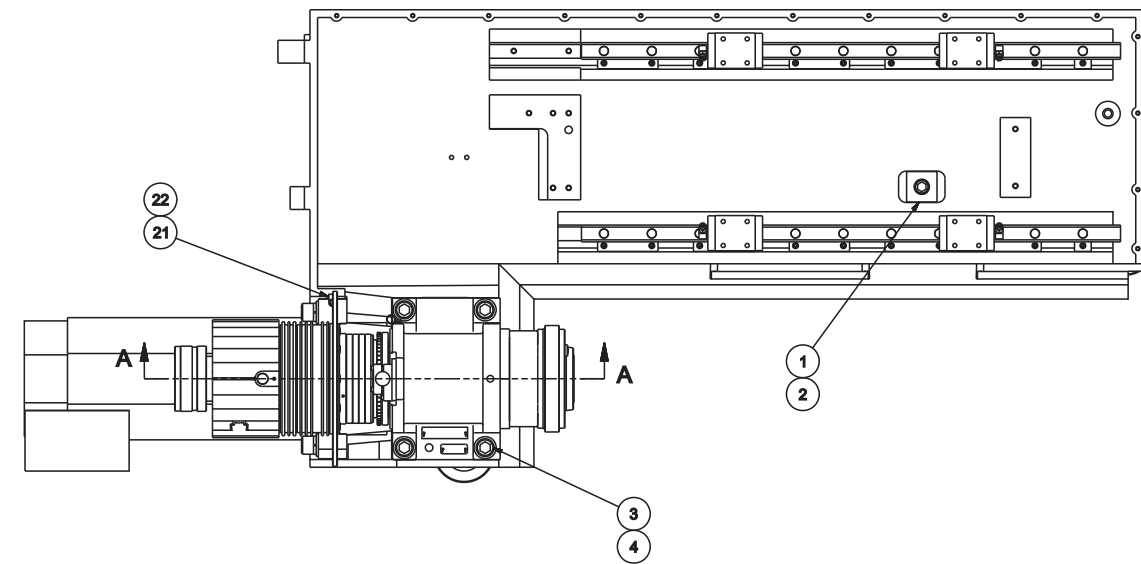
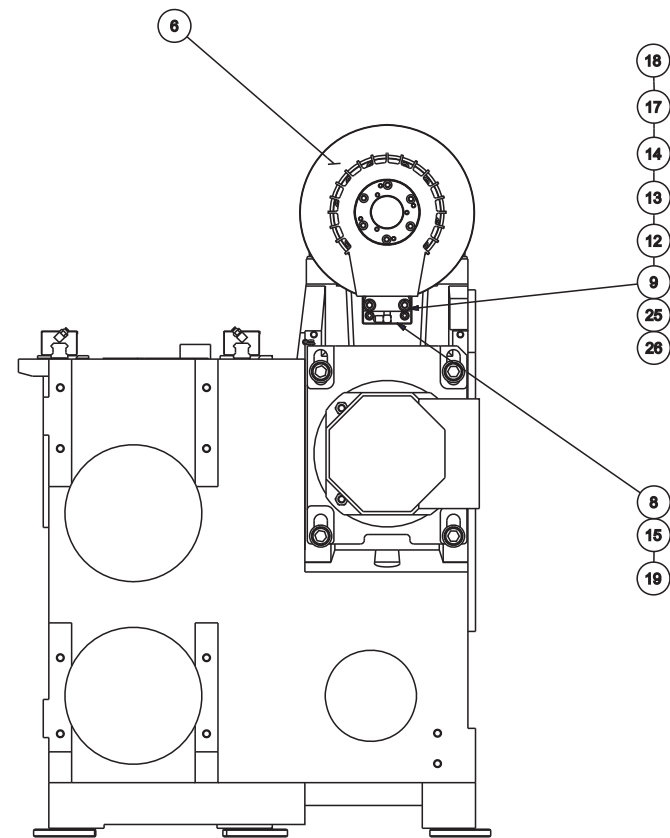


NAME PEDESTAL ASSEMBLY (08) PART NUMBER ML 0000130TG08

**Pedestal Assembly, View 8
(ELITE 42 and 51 Series Lathes with Sub-Spindle)**

ITEM	PART NUMBER	QTY	DESCRIPTION
1	ML 0010115C27	1	COVER, COOLANT CATCHER
2	ML 0011738CC	2	LATCH, COMPRESSION
3	TG 0010115LB27	1	COVER, LOWER LEFT
4	ML 0010115SKIN	1	DOOR COVER
5	ML 0001990MST	1	CONNECTOR, MIST
6	ML 0010115LEC	1	COVER, LEFT END UPPER
7	MS 0303616SA	14	SCREW ASSEMBLY, 6MX1X12MM
8	ML 0003650CC	1	KEY, STRAIGHT
9	ML 0002533ROT	1	BRACKET, ANTI-ROTATIONAL
10	QC 0003325LMT	1	MOUNT, COOLANT PUMP ISOLATOR
11	MN 0283810	1	NUT, SER HEX FLNG, M8X1.25
12	QC 0010190	1	STAND-OFF, COLLET CLOSER
13	SG 0007702	1	CONNECTOR, STRAIGHT PUSH ON
14	MN 0283610	14	NUT, SER HEX FLNG, M6X1
15	MS 0303817SA	2	M8X16MM BHCS/WASHER ASSEMBLY
16	MS 0303617SA	8	SCREW ASSEMBLY, M6X1X16MM
17	ML 0010115LMC	1	COVER, LESS MIST COLLECTOR
18	ML 0010116LMC	3	GASKET, MIST COLLECTOR
19	MS 0303415SA	1	SCREW ASSEMBLY, M4X.7X10MM
20	MS 0303419	12	SCREW, BTHD M4X0.7X25MM
21	MW 0103410	12	WASHER, FLAT, STL, M4
22	MW 0193410	12	WASHER, LOCK, STL, M4
23	LC 000841943	2	RIVET, #43 OPEN END SD43BS

Pedestal Assembly, View 1
(ELITE 42 and 51 Series Lathes with Tailstock)



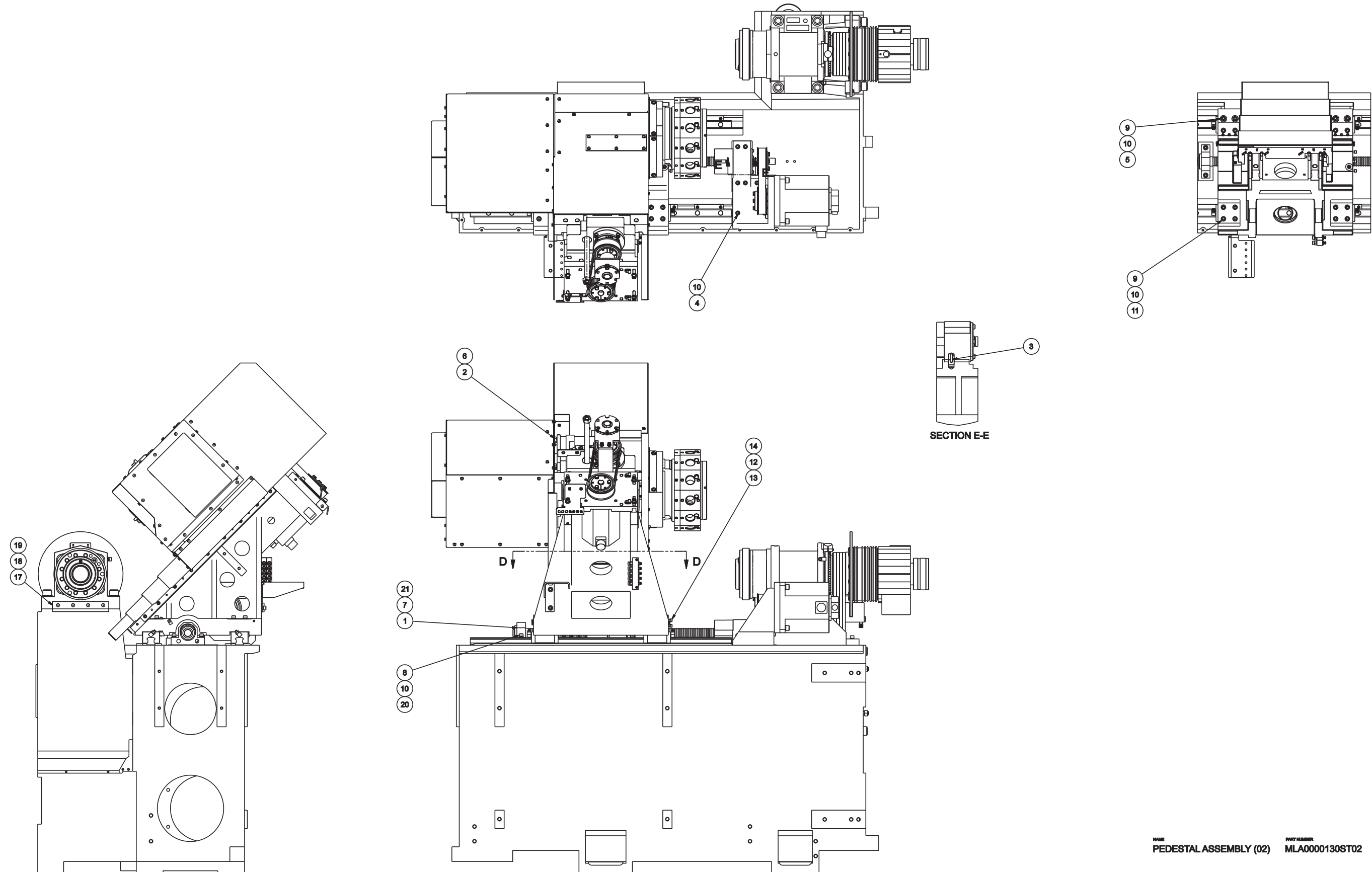
MS 0103617
MW 0193610

NAME PEDESTAL ASSEMBLY (01) PART NUMBER ML 0000130ST01

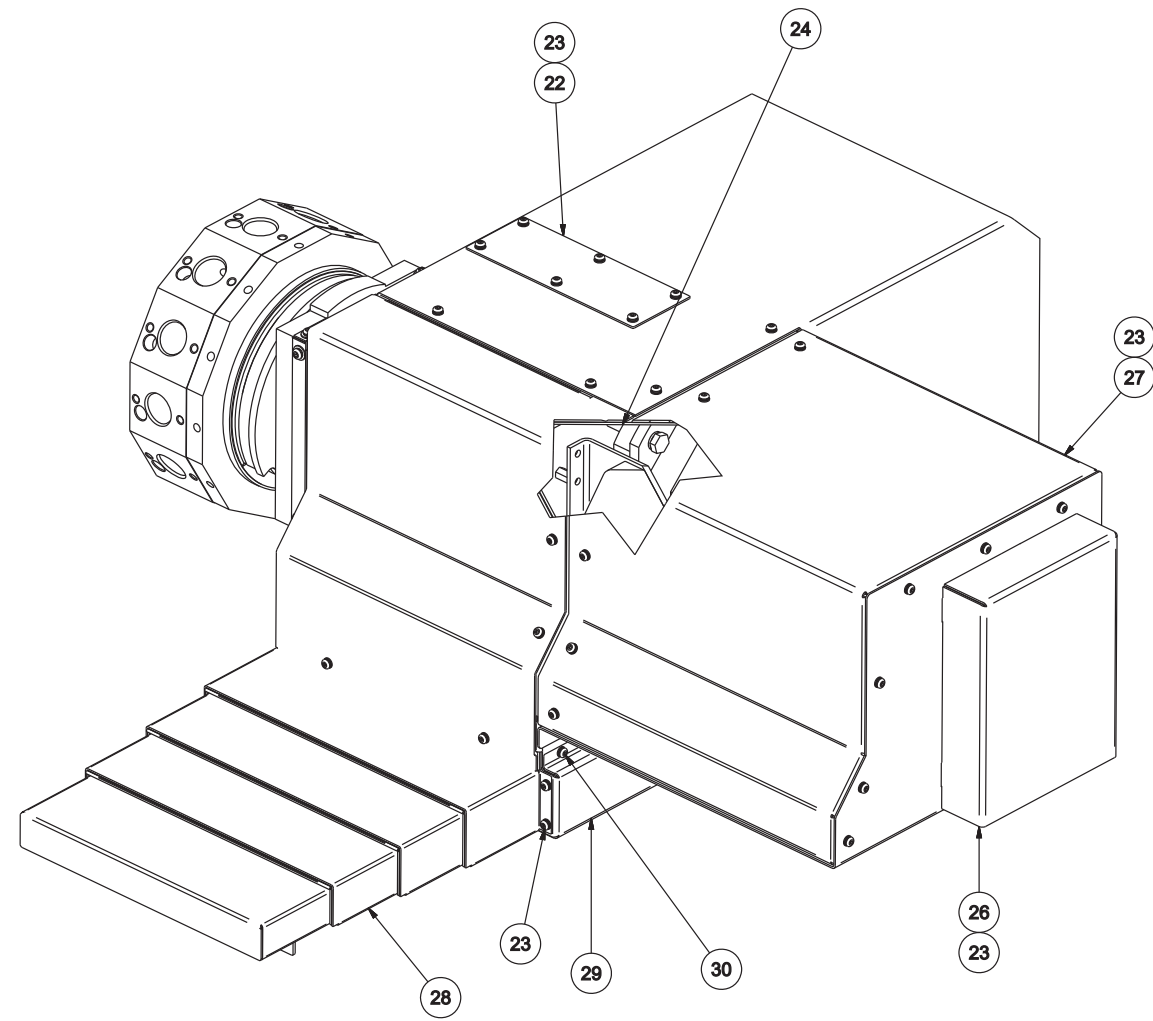
**Pedestal Assembly, View 1
(ELITE 42 and 51 Series Lathes with Tailstock)**

ITEM	PART NUMBER	QTY	DESCRIPTION
1	ML 0011976	1	STOP, Z-AXIS SOLID
2	MS 0104625	1	SHCS M16 X 2 X 55
3	MS 0105030	4	SHCS M20 X 2.5 X 80
4	MW 0105010	8	WASHER, M20 HARDENED FLAT
6	MS 0103817	8	SHCS M8 X 1.25 X 16
7	ML 0003346	4	BELT, SINGLE STRAND
8	ML 001046201	1	MOUNT, BRAKE
9	CSB0010462 A	1	BRAKE, SPINDLE
10	MS 0105031	4	SHCS M20 X 2.5 X 90
11	MW 0195010	4	WASHER, M20 LOCK
12	ML 000999502	1	SHIM, BRAKE
13	ML 000999501	1	SHIM, BRAKE
14	ML 0009995	1	SHIM, BRAKE
15	MS 0103818	13	SHCS M8 X 1.25 X 20
17	AD 001133804	1	ELBOW, 90 DEG.
18	SB 0010884 S	.01	SEALANT, HYDRAULIC
19	NC 0010884	.02	THREADLOCKER, LOCTITE 242
20	ML 0009431CCSP	1	O-RING, 65MM X 6MM
21	CH 000962301	1	CLAMP, PLASTIC
22	MS 0303515SA	1	SCREW BH M5X.8X10 ASSY
23	MW 0193810	10	WASHER, M8 LOCK
24	CS 0010994	.01	GREASE
25	MW 0104010 H	2	WASHER, FLAT, STL, HARD, M10
26	MW 0194010	2	WASHER, LOCK, STL, M10
27	MS 0155026	2	SCREW HX HD M20 X 2.5 X 60MM
28	MN 0145010	2	NUT, HEX 439 LOW M7 M20X2.5

Pedestal Assembly, View 2A
(ELITE 42 and 51 Series Lathes with Tailstock)



Pedestal Assembly, View 2B
(ELITE 42 and 51 Series Lathes with Tailstock)



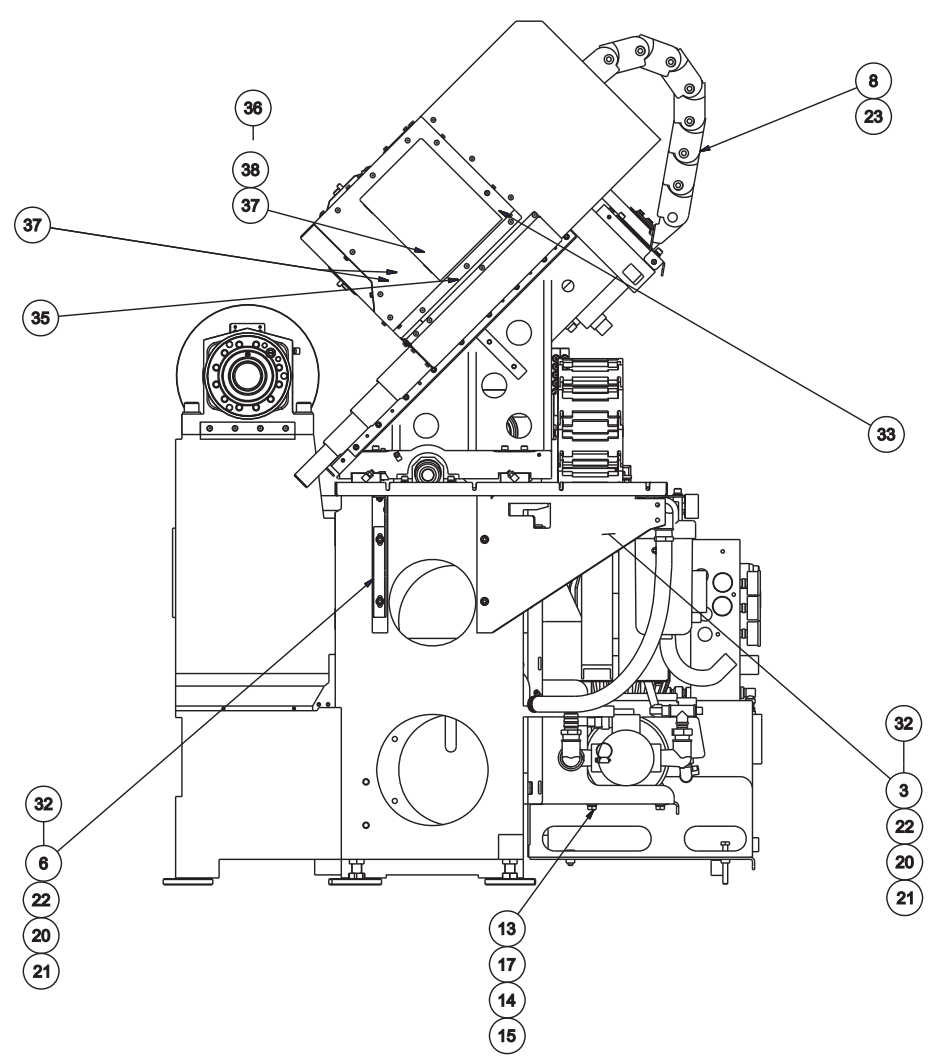
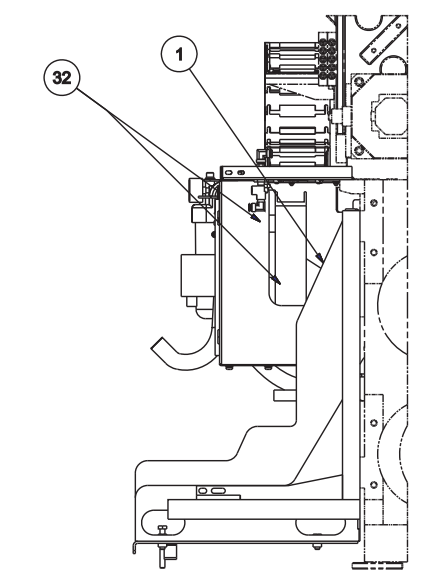
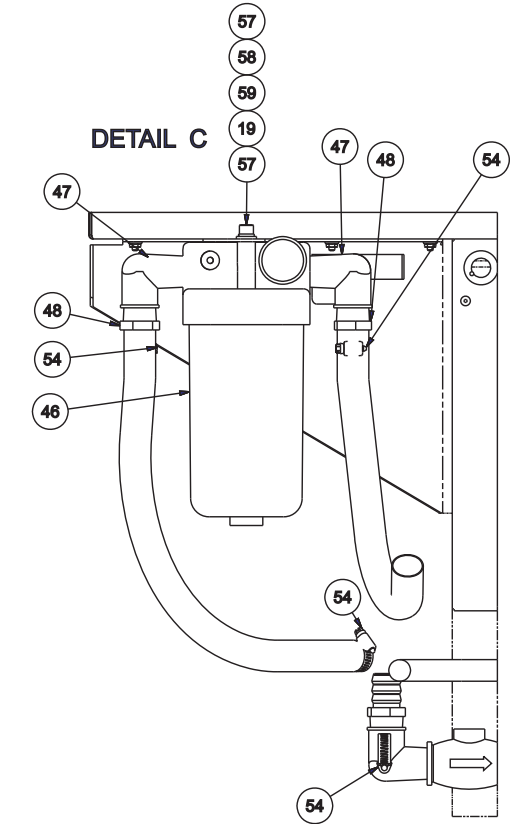
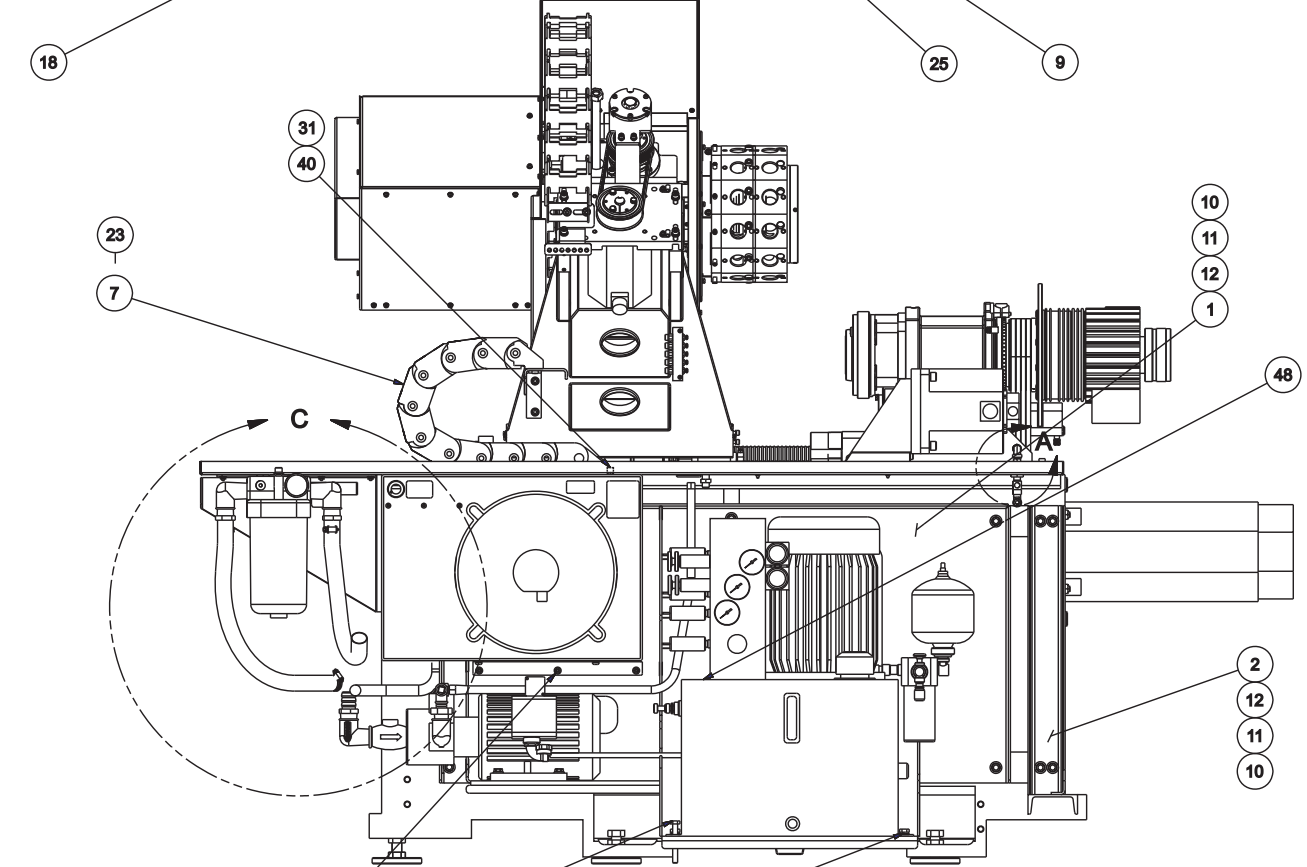
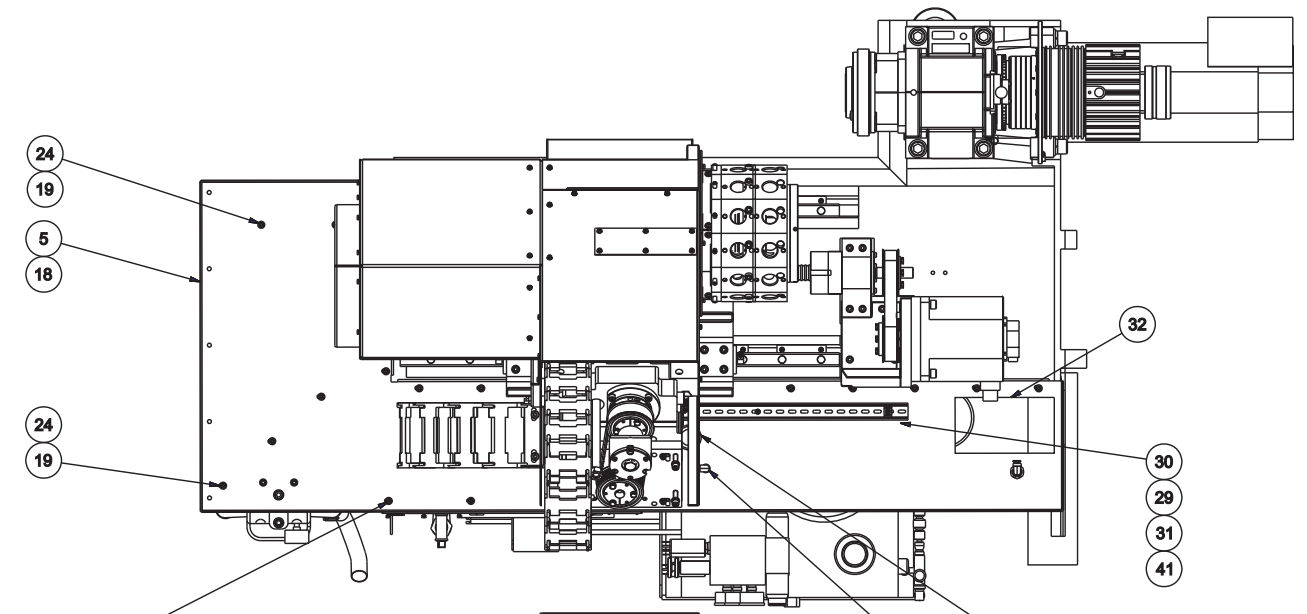
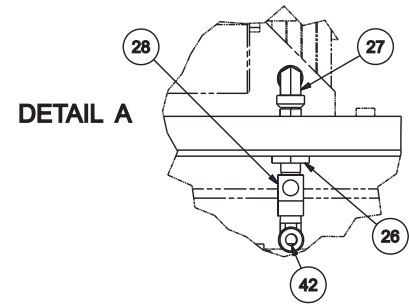
NAME
PEDESTAL ASSEMBLY (02)

PART NUMBER
MLA0000130ST02

**Pedestal Assembly, View 2A and 2B
(ELITE 42 and 51 Series Lathes with Tailstock)**

ITEM	PART NUMBER	QTY	DESCRIPTION
1	ML 0011932 Z	1	BLOCK, Z-AXIS BEARING
2	MS 0154020	4	BOLT, M10 X 1.5 X 30 HEX
3	CL 0006709	1	PIN, PULL OUT DOWEL
4	MS 0103821	7	SCREW, SHCS, M8X1.25X35MM
5	MS 0103818	4	SCREW, SHCS, M8X1.25X20MM
6	MW 0184010	4	WASHER, M10 FLAT
7	ML 000943101	1	O-RING, 52MM ID X 4MM CS, N100/7
8	MS 0103822	2	SCREW, SHCS, M8X1.25X40MM
9	MW 0103810	16	WASHER, FLAT, STL, M8
10	MW 0193810	25	WASHER, LOCK, STL, M8
11	MS 0103825	12	SCREW, SHCS, M8X1.25X55MM
12	MW 0193610	5	WASHER, LOCK, STL, M6
13	MS 0103618	5	SCREW, SHCS, M6X1X20MM
14	CS 000943104	1	O-RING
17	LC 000199050	1	RETAINER, HEADSTOCK RELIEF
18	LC 001011612	1	VITON, HEADSTOCK RELIEF
19	MS 0313515	4	FHCS, M5 X 0.8 X 10MM
20	5 0001895	2	WASHER
21	CS 0010994	.01	GREASE, MOBIL 28 (RED)
22	ML 0003990TAC	1	COVER, TURRET ACCESS
23	MS 0303515SA	35	SCREW BH M5X.8X10 ASSY
24	MLA0010115TC3	1	COVER, TURRET SIDE
26	MLA0010115CVMB	1	COVER, MOTOR BOTTOM
27	MLA0010115CVMT	1	COVER, MOTOR
28	ML 0010115XS	1	WAYCOVER, X-AXIS
29	ML 0003990XS	1	COVER, X-AXIS SCALE
30	MS 0303516SA	4	SCREW, BH M5X.8X12 ASSY
31	MS 0313516	4	SCREW, FLT HD M5x.8x12MM

**Pedestal Assembly, View 3
(ELITE 42 and 51 Series Lathes with Tailstock)**

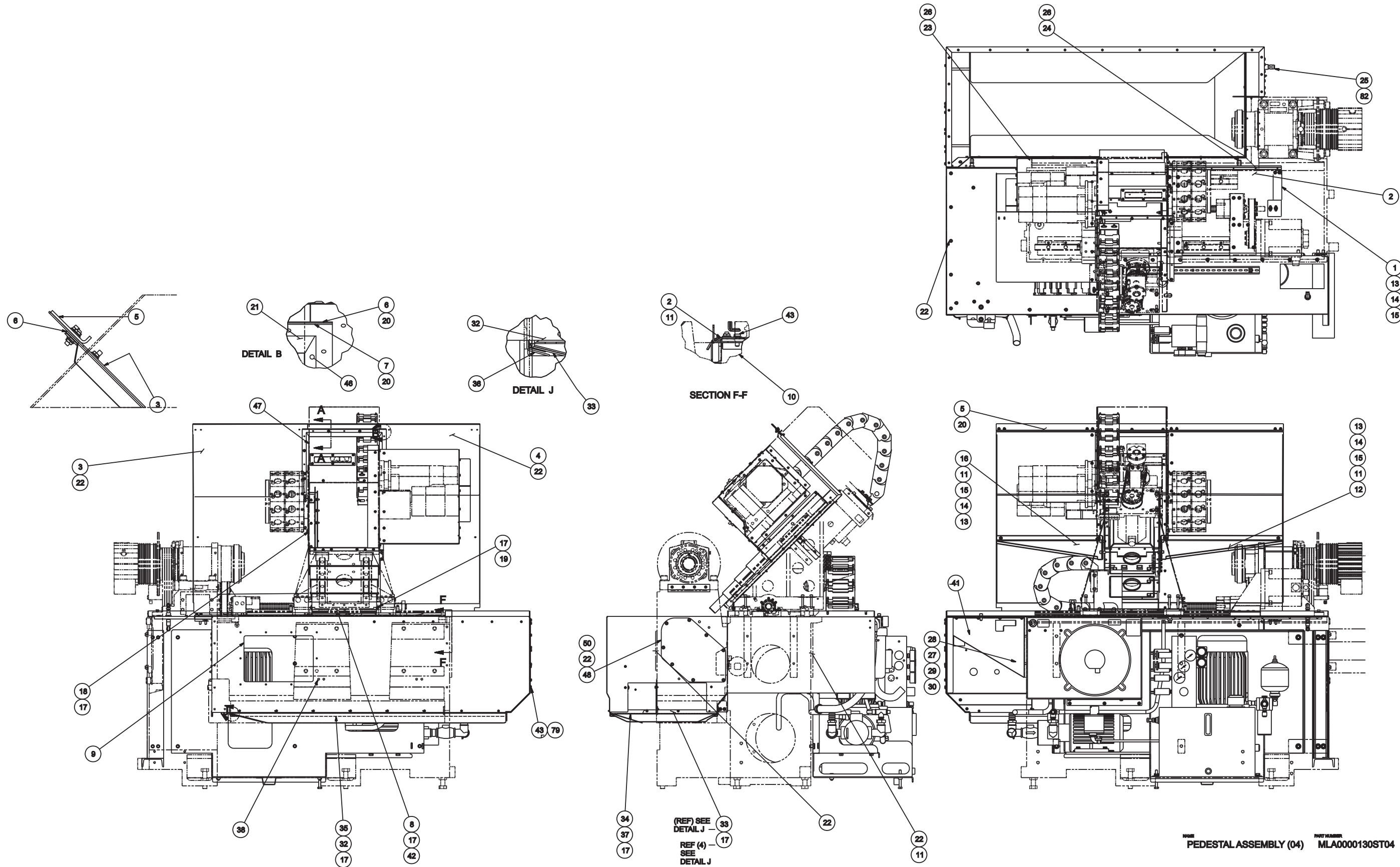


NAME: PEDESTAL ASSEMBLY (03) PART NUMBER: ML 0000130ST03

**Pedestal Assembly, View 3
(ELITE 42 and 51 Series Lathes with Tailstock)**

ITEM	PART NUMBER	QTY	DESCRIPTION	ITEM	PART NUMBER	QTY	DESCRIPTION
1	ML 0000133FRM	1	FRAME, HYD	41	MS 0303516	2	SCREW, BTHD M5X0.8X12MM
2	ML 0004158PCS	1	SUPPORT, POWER CASE	42	CL 000770202	1	ELBOW, 1/4 NPT 5/16 TUBE
3	ML 0000221TRSS	1	BRACKET, TRAY REAR/RIGHT	43	ML 0003310BRT	1	BRACKET, FILTER
6	ML 0001990S	1	SUPPORT, DRIP TRAY	46	ML 0011614100	1	FILTER, 100 MESH
5	ML 000199002	1	TRAY, REAR	47	CL 000770301	2	ELBOW, 1" NPT STREET
7	ML 0011623	1	CABLE CARRIER, Z-AXIS	48	CL 0008384	3	BARB FITTING, 1" NPT-1" HOSE
8	QC 0011623 X	1	CABLE CARRIER, QC X-AXIS	51	CL 0006965	68.84	HOSE, 1" SOFT PVC REINFORCED
9	SB 000953201	1	GROMMET	54	SB 000696602	4	CLAMP HOSE 13/16 TO 1-1/2"
10	MS 0104219	12	SCREW, SHCS, M12X1.75X25MM	55	MN 0283510	2	NUT, SER HEX FLNG, M5X0.8
11	MW 0194210	12	WASHER, LOCK, STL, M12	57	0101014	2	SHCS, 3/8-16x7/8
12	MW 0104210 H	12	WASHER, FLAT, STL, HARD, M12	58	MW 0194010	2	WASHER, LOCK, STL, M10
13	MS 0154020	4	BOLT, M10 X 1.5 X 30 HEX	59	ML 000284001	2	3/8 L9 FLAT WASHER HARDENED. CAD/D
14	MW 0104010 H	7	WASHER, FLAT, STL, HARD, M10				
15	MN 0284010	4	NUT, SER HEX FLNG, M10X1.5				
16	MS 0154019	3	BOLT, M10 X 1.5 X 25 HEX				
17	MW 0184010	7	WASHER, M10 FLAT				
18	MS 0303616SA	22	SCREW ASSEMBLY, 6MX1X12MM LO				
19	MN 0283610	8	NUT, SER HEX FLNG, M6X1				
20	MS 0103818	4	SCREW, SHCS, M8X1.25X20MM				
21	MW 0193810	4	WASHER, LOCK, STL, M8				
22	MW 0103810 H	4	WASHER, FLAT, STL, HARD, M8				
23	MS 0303817SA	4	M8X16MM BHCS/WASHER ASSEMBLY				
24	MS 0303617SA	6	SCREW ASSEMBLY, M6X1X16MM LO				
25	ML 000770202	1	BULKHEAD, -6 JIC ELBOW				
26	CC 000770301	1	BULKHEAD, 1/4 NPT				
27	VL 000770225	1	ELBOW, 1/4 NPT-3/8 TUBE				
28	CL 001078607	1	TEE, STREET (PARKER)				
29	CN 0008104	2	MOUNT, CABLE TIE				
30	CK 9011032	.64	RAIL, DIN BLANK				
31	MS 0303516SA	3	SCREW, BH M5X.8X12 ASSY				
32	TT 001119804	7.5	TRIM SEAL				
33	HG 001022901	.58	CONDUIT, 1-1/4" PLASTIC				
34	NC 0010884	.01	THREADLOCKER, LOCTITE 242				
35	AH 0009910	10	TIE, CABLE				
36	ML 0008001	1	HOSE, COOLANT				
37	ML 000770302	3	FITTING, TURRET COOLANT				
38	AM 001157202	1	ELBOW, 90 DEGREE SWIVEL NUT				
39	MS 0154030	1	BOLT, M10 X 1.5 X 80 HEX				
40	DVB0009623	2	CABLE CLAMP, 7/16				

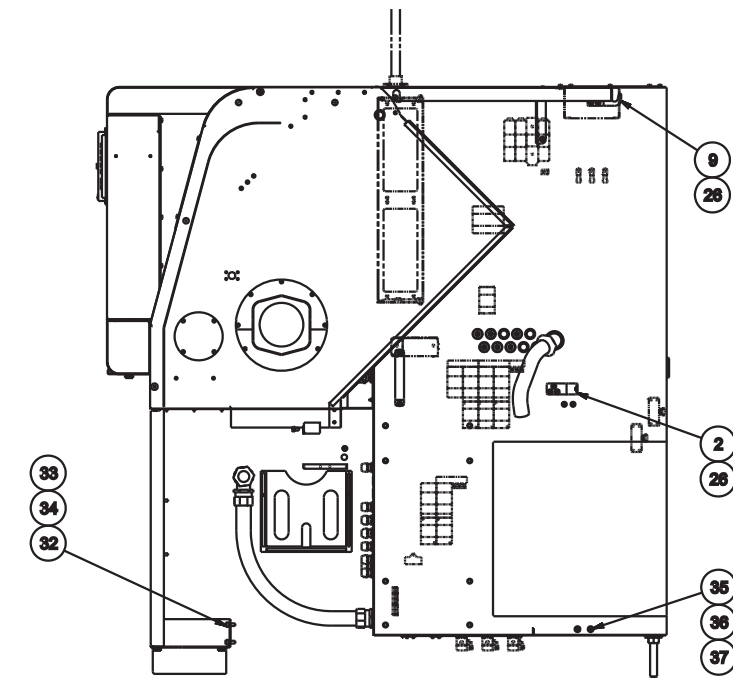
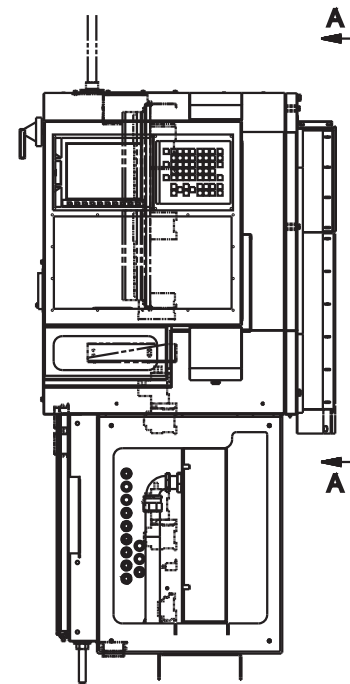
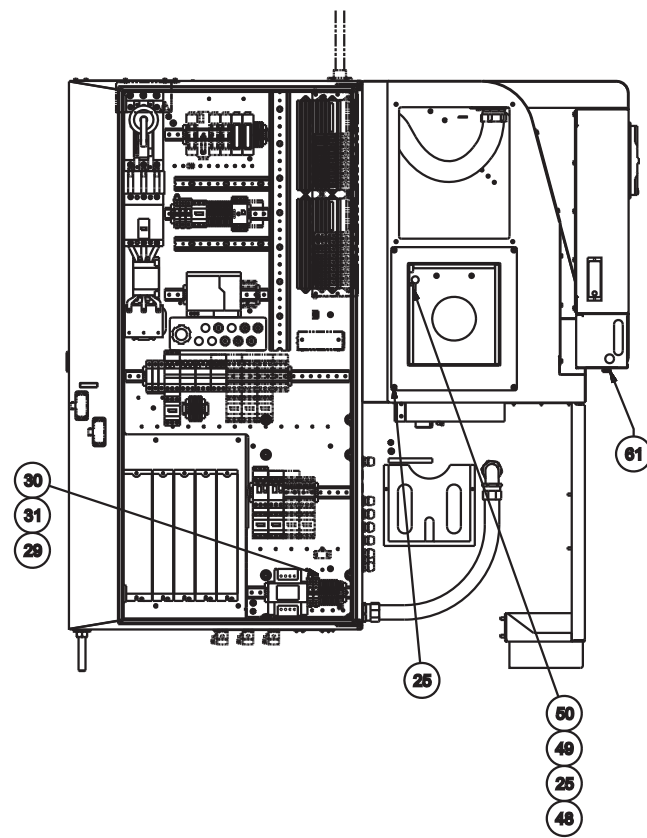
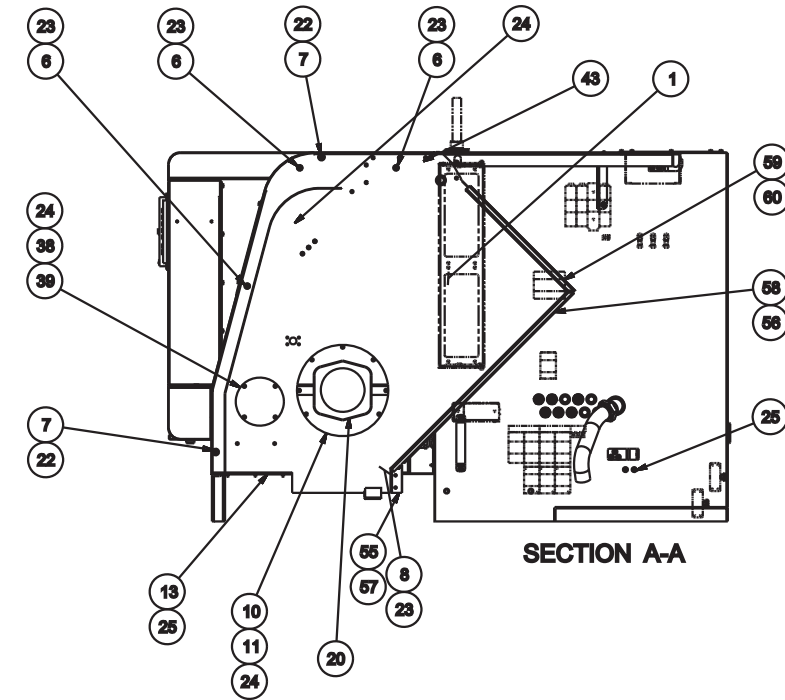
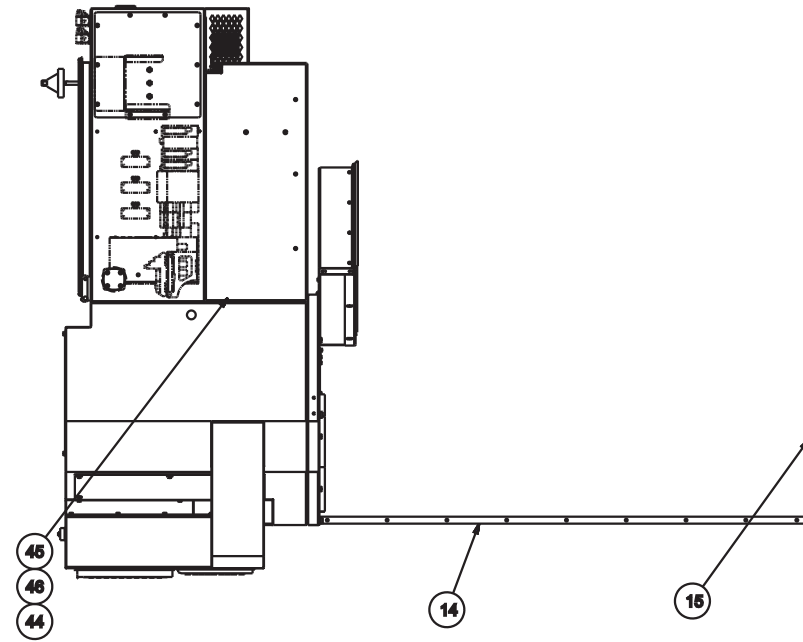
Pedestal Assembly, View 4
(ELITE 42 and 51 Series Lathes with Tailstock)



**Pedestal Assembly, View 4
(ELITE 42 and 51 Series Lathes with Tailstock)**

ITEM	PART NUMBER	QTY	DESCRIPTION	ITEM	PART NUMBER	QTY	DESCRIPTION
1	LC 0001990 L	1	MOUNT, LABYRINTH LEFT	39	DC 0010884PC	.25	SEALER, DOW CORNING 737
2	LC 000641801	1	WIPER ASSEMBLY	41	ML 000770202	2	BULKHEAD, -6 JIC ELBOW
3	ML 0010115SWL	1	WAYCOVER, LEFT Z	42	GK 0010884	.1	GASKET MAKER, PERMATEX ULTRA BLUE
4	MLA0010115WR	1	WAYCOVER, RIGHT Z	43	MS 0303617SA	4	SCREW ASSEMBLY, M6X1X16MM
5	ML 0010115CT	1	SUPPORT, TOP CENTER	44	CK 0008104	5	TIE, CABLE
6	ML 0010115WP1	1	RETAINER, BACK WIPER	45	ML 0001990SK5104	1	SUPPORT, SKIRT
7	ML 0010115WP2	1	RETAINER, FRONT WIPER	46	ML 0008050X2	1	WIPER, X RIGHT
8	ML 0010115WF	1	COVER, WAYCOVER FRONT	47	ML 0008050X3	1	WIPER, X LEFT
9	ML 0000221SK27	1	SKIRT, FRONT	48	ML 0010115SKRT	1	COVER, SKIRT RIGHT END
10	LC 0001990 R	1	MOUNT, LABYRINTH RIGHT	50	ML 0010116SKRT	1	GASKET, SKIRT RIGHT END COVER
11	MN 0283610	8	NUT, SER HEX FLANGE, M6X1	51	1000010226	1	GASKET, 1 INCH
12	ML 0010115GL	1	GUSSET, LEFT WAYCOVER	52	KH 0011508	1	NUT, 1 INCH LOCK
13	MS 0103818	6	SCREW, SHC, M8X1.25X20MM	53	DB 00092074B	1	BODY, CORD GRIP 1" FORM 4
14	MW 0193810	6	WASHER, LOCK, STL, M8	54	DB 00092074N	1	NUT, PLAIN FORM 4
15	MW 0103810	6	WASHER, FLAT, STL, M8	55	DB 00092074W	1	WASHER, FORM 4
16	ML 0010115GR	1	GUSSET, RIGHT WAYCOVER	56	DB 00092073X3A	1	GROMMET, FORM 4 3 X .225
17	MS 0303516SA	32	SCREW, BH M5X.8X12 ASSY	79	MLA0001990SSCV	1	COVER, SKIRT - SUBSPINDLE
18	ML 0010115LL	1	LABYRINTH, LEFT	80	DB 00092079B	1	NUT, COMPRESSION, F2
19	ML 0010115LRS	1	LABYRINTH, RIGHT	81	ML 0003315DFST	1	DEFLECTOR STOP
20	MN 0283510	23	NUT, SER HEX FLANGE, M5X0.8	82	SN 000700750	27	TUBING, 1/2 OD NYLON
21	ML 0008050X1	1	WIPER, X CENTER				
22	MS 0303616SA	42	SCREW ASSEMBLY, 6MX1X12MM				
23	ML 001193801	1	STANDOFF, HEADWALL				
24	ML 001193802	1	STANDOFF, HEADWALL				
25	SG 0007702	1	CONNECTOR, STRAIGHT PUSH ON				
26	MS 0573819	2	SCREW, SOC. SET, FLAT POINT M8				
27	50 0010226	1	GASKET ASSEMBLY, 1/2 INCH				
28	AH 0011508	1	NUT, LOCK				
29	DB 0009207 W	1	WASHER, CONNECTOR				
30	DB 00092079H	1	GROMMET CONNECTOR (2 HOLE)				
32	ML 0003315BDC	1	DEFLECTOR, BASE				
33	ML 0003315HDC	1	DEFLECTOR, HEAD, CONV				
34	ML 0003315FDC	1	DEFLECTOR, FRONT				
35	ML 0003315BSC	1	SHIM, BASE DEFLECTOR				
36	ML 0003315HSC	1	SHIM, HEAD DEFLECTOR				
37	ML 0003315FSC	1	SHIM, FRONT DEFLECTOR				
38	MS 0303815	4	SCREW, BUTT HD M8 X 10MM				

Pedestal Assembly, View 5
 (ELITE 42 and 51 Series Lathes with Tailstock)

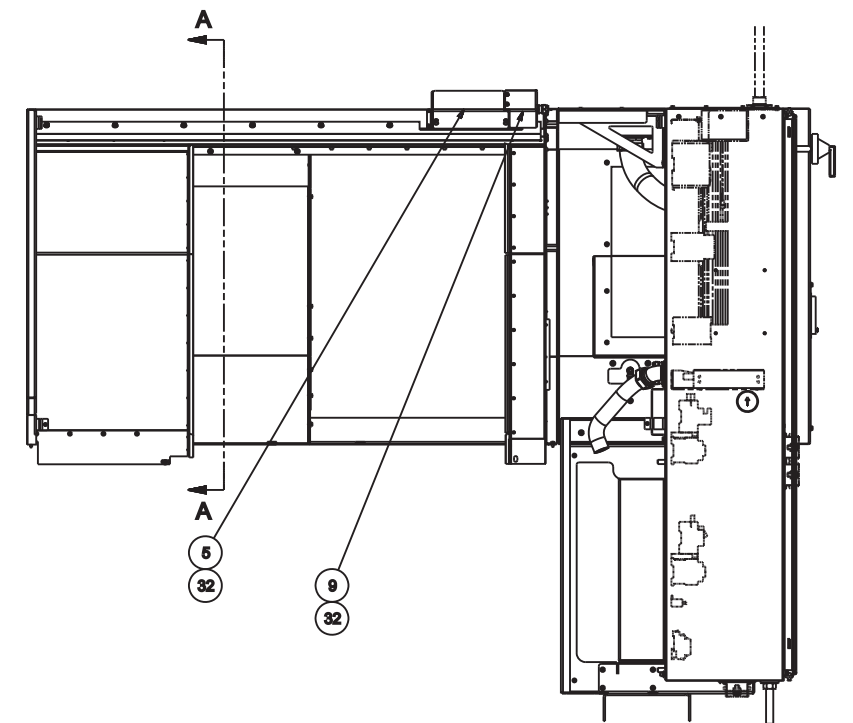
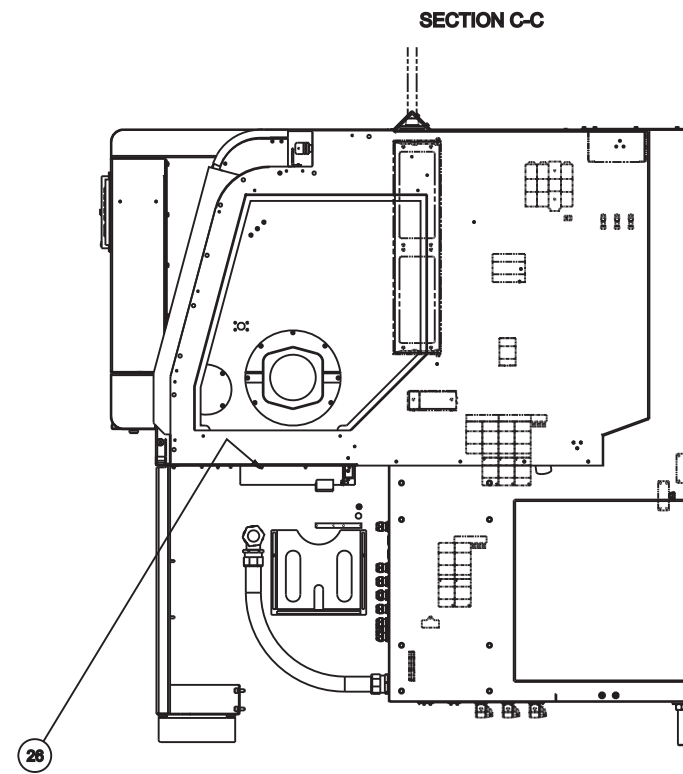
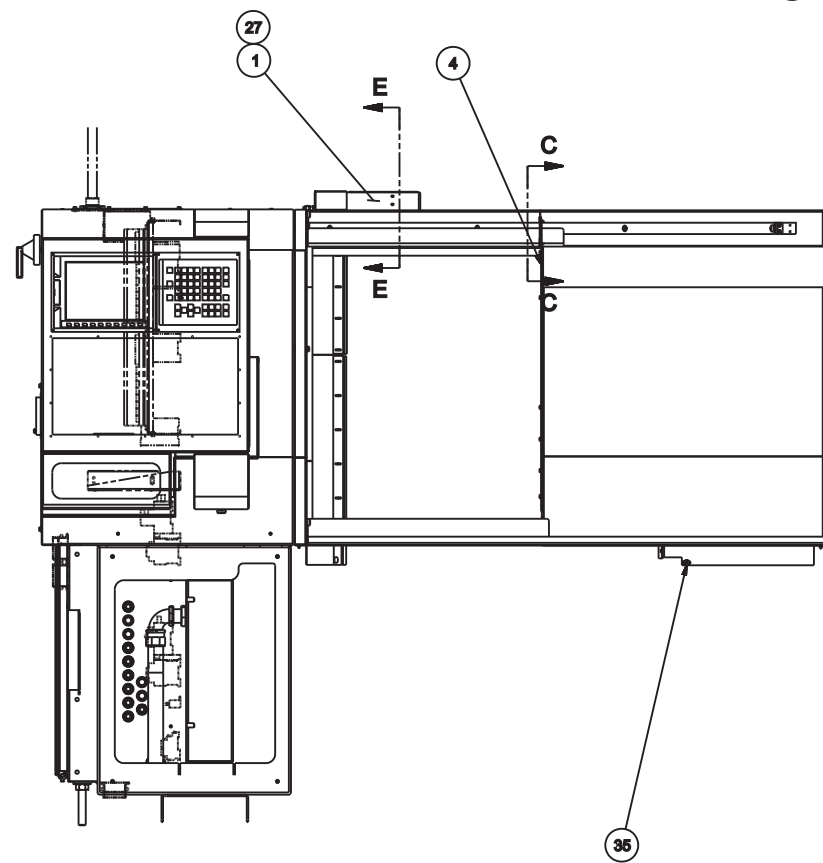
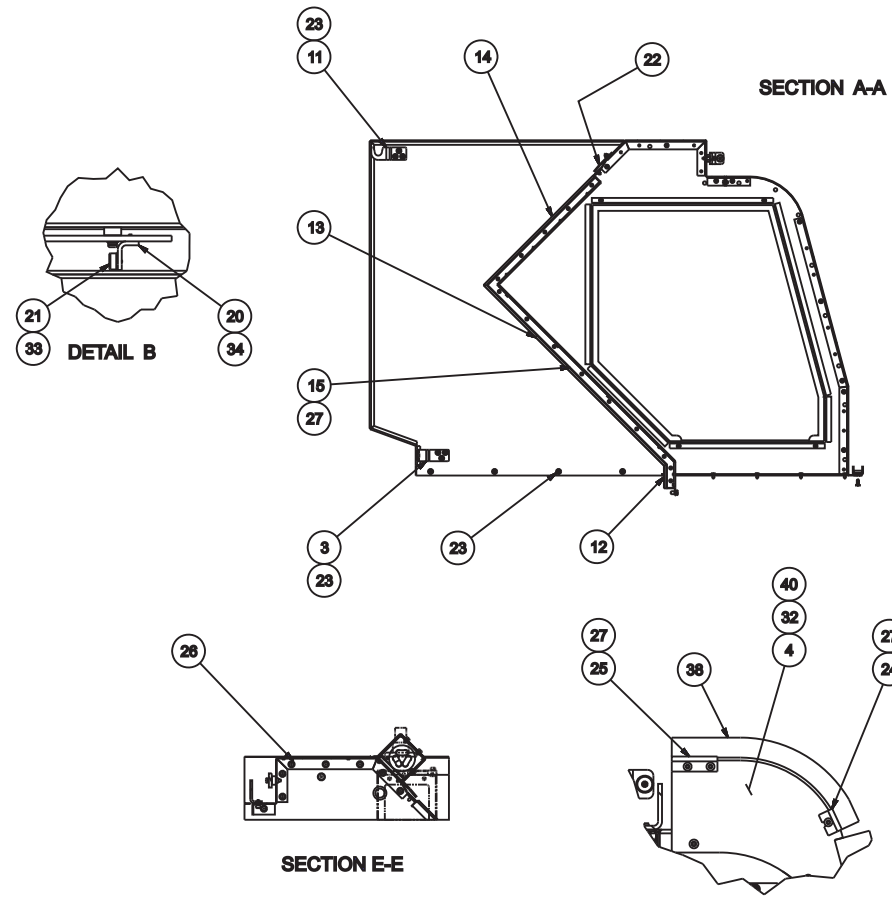
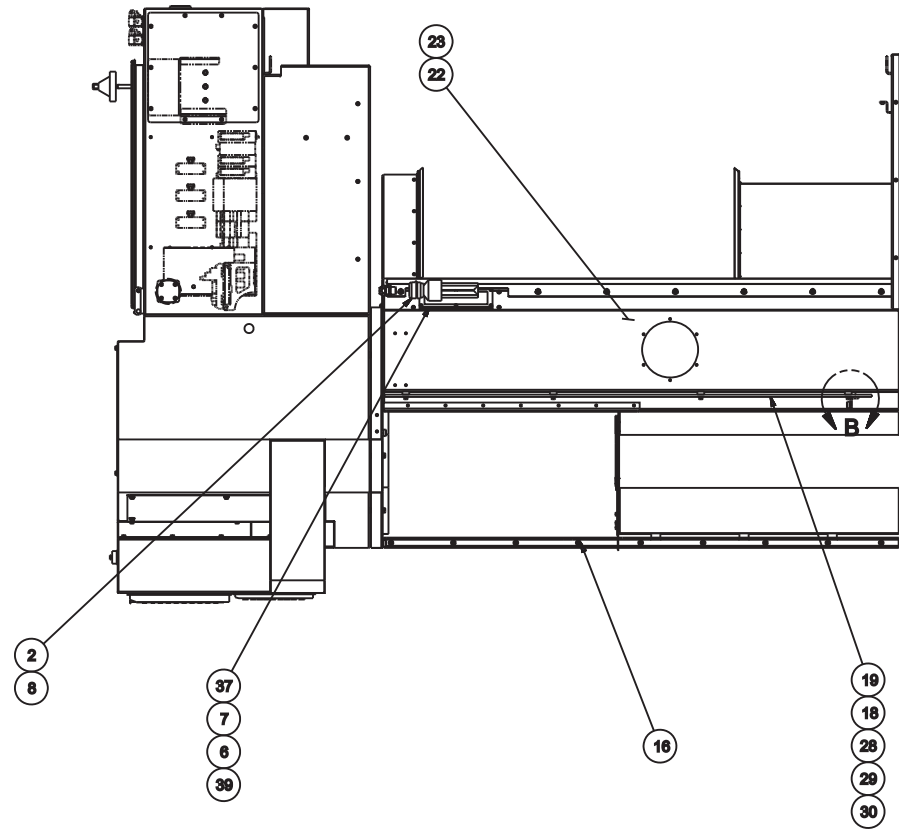


NAME PEDESTAL ASSEMBLY (05) PART NUMBER MLA0000130ST05

Pedestal Assembly, View 5
(ELITE 42 and 51 Series Lathes with Tailstock)

ITEM	PART NUMBER	QTY	DESCRIPTION
1	ML 0000221HWSU	1	HEADWALL
2	ML 0001990RLLB	1	SUPPORT, COVER LOWER
6	ML 001193801	3	STANDOFF, HEADWALL
7	HG 0010541	2	BUMPER, DOOR
8	ML 0001990SC	1	SHIELD, COOLANT
9	ML 0001990RGS	1	SUPPORT, REAR COVER
10	ML 0000343	1	FLANGE, HEADWALL SEAL (LOWER)
11	ML 000034301	1	FLANGE, HEADWALL SEAL (UPPER)
13	LCA001011603	1	GASKET, SKIRT
14	LC 001011601	1	GASKET, SKIRT
15	LC 001011602	1	GASKET, SKIRT
20	ML 0010116GHW	1	GASKET, HEADWALL
22	MS 0303314	2	SCREW, BTHD M3X0.5X8MM
23	MS 0303817SA	4	SCREW/WASHER ASSEMBLY, BHC M8
24	MS 0303515SA	14	SCREW, BH M5X.8X10 ASSY
25	MS 0303616SA	17	SCREW, ASSEMBLY, 6MX1X12MM
26	MS 0303617SA	6	SCREW, ASSEMBLY, M6X1X16MM
29	MS 0104220	8	SCREW, SHC, M12X1.75X30MM
30	MW 0104210 H	8	WASHER, FLAT, STL, HARD, M12
31	MW 0194210	8	WASHER, LOCK, STL, M12
32	MS 0103818	4	SCREW, SHC, M8X1.25X20MM
33	MW 0103810	4	WASHER, FLAT, STL, M8
34	MW 0193810	4	WASHER, LOCK, STL, M8
35	MW 0163610	2	WASHER, M6 HEAVY FLAT
36	MW 0193610	2	WASHER, LOCK, STL, M6
37	MS 0103617	2	SCREW, SHC, M6X1X16MM
38	ML 0010115LTP	1	COVER, LESS TOOL PROBE
39	ML 0010116LTP	1	GASKET, TOOL PROBE
43	CK 001033101	1	CAP PLUG, 7/8
44	ML 0010115RFG	1	ROOF, FILLER
45	CN 0008104	2	MOUNT, CABLE TIE
46	MS 0303616	2	SCREW, BTHD M6X1X12MM
48	ML 0002533SWBK	1	BRACKET, COOLANT CATCHER SWITCH
49	MS 0103420	2	SCREW, SHC, M4X0.7X30MM
50	MW 0263410SS	2	WASHER, EXT. STAR M4-SSTL
55	ML 0001990RT3	1	RETAINER, LOWER SUBSPINDLE
56	ML 0001990RT2	1	RETAINER, MIDDLE SUBSPINDLE
57	ML 0008050SW3	1	WIPER, LOWER SUBSPINDLE
58	ML 0008050SW5	1	WIPER, MIDDLE SUBSPINDLE
59	ML 0008050SW4	1	WIPER, UPPER SUBSPINDLE
60	ML 0001990RT1	1	RETAINER, UPPER SUBSPINDLE
61	MC 0007011	80	TUBING, 3/8" BLCK NYLON 400PS
66	ML 000253327CC	1	CATCHER, COOLANT

**Pedestal Assembly, View 6
(ELITE 42 and 51 Series Lathes with Tailstock)**

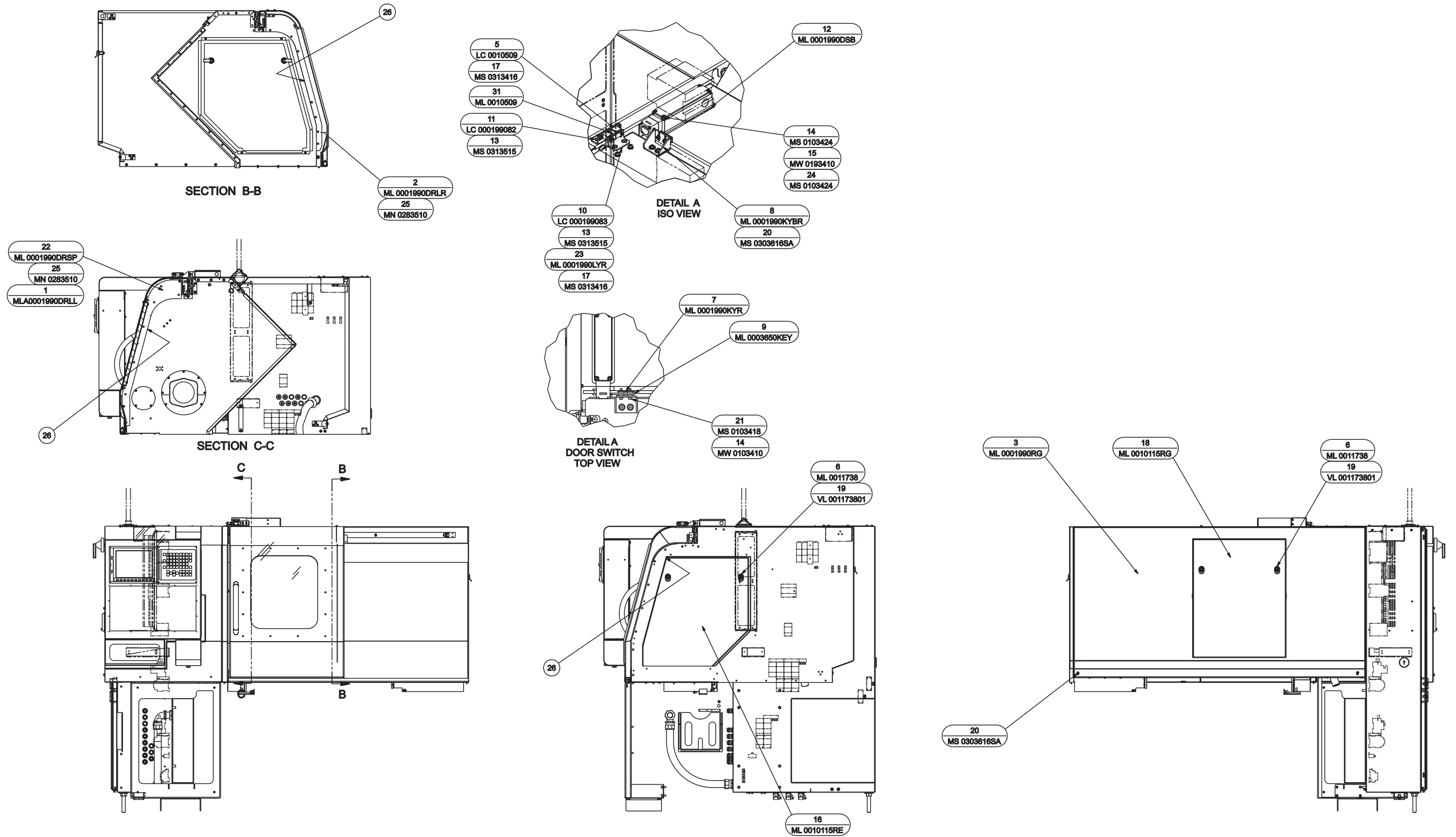


NAME: PEDESTAL ASSEMBLY (06) PART NUMBER: ML 0000130ST06

Pedestal Assembly, View 6
(ELITE 42 and 51 Series Lathes with Tailstock)

ITEM	PART NUMBER	QTY	DESCRIPTION
1	ML 0001990LTFR	1	SUPPORT, WORKLIGHT
2	LCA0008915H1	1	CONNECTOR, WORKLIGHT
3	ML 0001990RLLB	1	SUPPORT, COVER LOWER
4	ML 0001990CADF	1	DEFLECTOR, COOLANT
5	ML 0001990LTCV	1	COVER, WORKLIGHT
6	ML 0010116LGHT	1	GASKET, WORKLIGHT
7	ML 0003990LWIN	1	WINDOW, WORKLIGHT
8	LC 0008915 B	1	BULB, WORKLIGHT
9	ML 0008915HG	1	COVER, LIGHT ELECTRICAL
10	QC 0009207	1	CORD GRIP, .12-.28, 1/2NPT
11	ML 0001990RGSL	1	SUPPORT, REAR COVER
12	ML 0008050SH1	1	WIPER, REAR SUPPORT
13	ML 0008050SH2	1	WIPER, REAR SUPPORT
14	ML 0008050SH3	1	WIPER, REAR SUPPORT
15	ML 0001990RSWR	1	RETAINER, R.S. WIPERS
16	ML 000632401	1	TRACK, LOWER DOOR
17	ML 000199006	1	SPACER, DOOR TRACK
18	LC 0009424	4	SPACER, DOOR TRACK
19	LC 0006324	1	TRACK, UPPER DOOR
20	LC 000199016	1	BRACKET, DOOR BUMPER
21	HG 0010541	1	BUMPER, DOOR
22	ML 0001990B1	1	RETAINER, WAYCOVER
23	MN 0283610	17	NUT, SER HEX FLANGE, M6X1
24	QC 0012096DRB1	1	HOLDER, BRUSH
25	QC 0012096DRB4	1	HOLDER, BRUSH
26	MS 0303616SA	13	SCREW ASSEMBLY, 6MX1X12MM
27	MS 0303415SA	21	SCREW ASSEMBLY, M4X.7X10MM
28	MW 0103610	4	WASHER, FLAT, STL, M6
29	MW 0193610	4	WASHER, LOCK, STL, M6
30	MS 0303620	4	SCREW, BTHD M6X1X30MM
32	MS 0303515SA	11	SCREW BH M5X.8X10 ASSY
33	MS 0303314	1	SCREW, BTHD M3X0.5X8MM
34	MS 0313416	2	SCREW, FHC, M4 X 0.7 X 12MM
35	MS 0303817SA	1	BHCS/WASHER ASSEMBLY, M8X16MM
37	ML 0003990WINR	1	RETAINER, WORKLIGHT WINDOW
38	VL 9012069	10	BRUSH
39	MS 0303417	6	SCREW, BTHD M4X0.7X16MM
40	HL 0000505	1	WASHER
1005	MLB0008050WD	1	WIPER, DOOR
1006	MS 0313617	9	SCREW, FHD SOC, M6 X 1.0 X 16

**Pedestal Assembly, View 7
(ELITE 42 and 51 Series Lathes with Tailstock)**

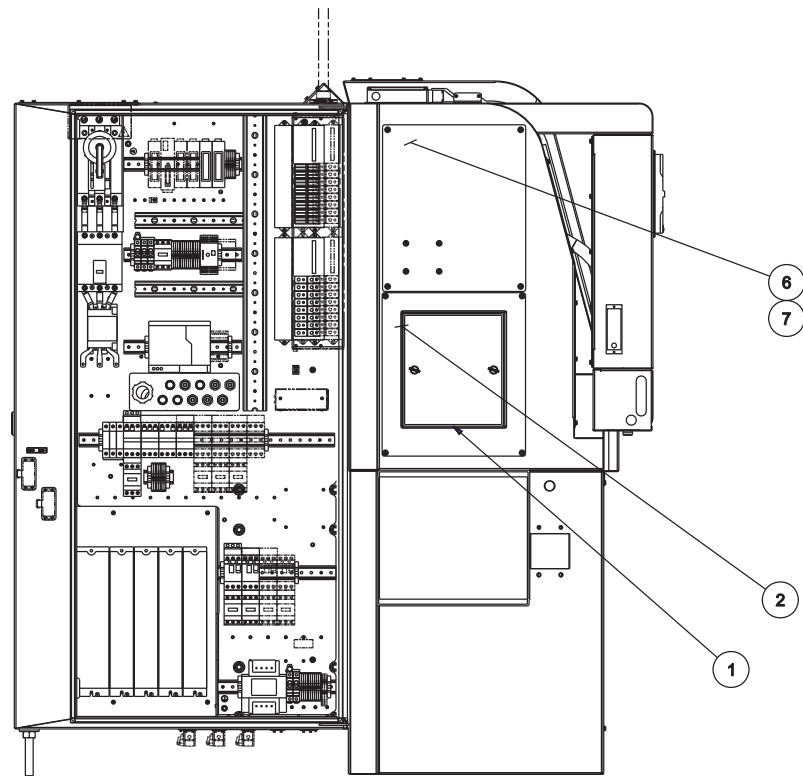


NAME: PEDESTAL ASSEMBLY (07) PART NUMBER: ML 0000130ST07

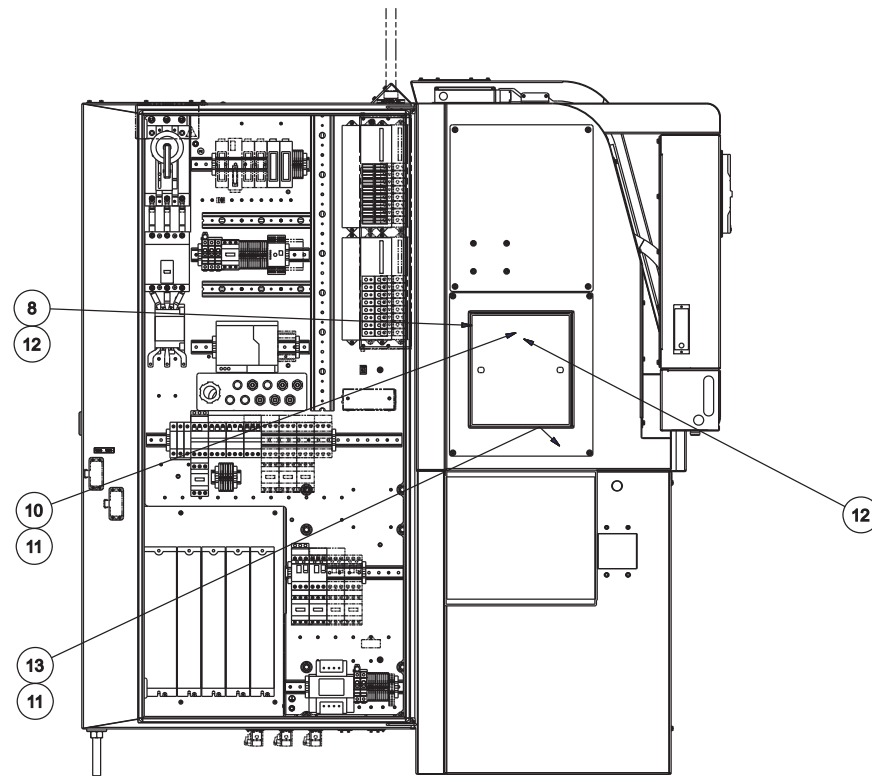
**Pedestal Assembly, View 7
(ELITE 42 and 51 Series Lathes with Tailstock)**

ITEM	PART NUMBER	QTY	DESCRIPTION
1	MLA0001990DRLL	1	DOOR LABYRINTH, HEADWALL
2	ML 0001990DRLR	1	LABYRINTH, DOOR RIGHT
3	ML 0001990RG	1	COVER, REAR
5	LC 0010509	1	CATCH, DOOR
6	ML 0011738	4	LATCH, COVER
7	ML 0001990KYR	1	RETAINER, KEY
8	ML 0001990KYBR	1	BRACKET, KEY
9	ML 0003650KEY	1	KEY, EUCHNER 070-046
10	LC 000199083	1	BRACKET, KEY
11	LC 000199082	1	BRACKET, DETENT, HEADWALL
12	ML 0001990DSB	1	SPACER, DOOR SWITCH
13	MS 0313515	4	FHCS, M5 X 0.8 X 10MM
14	MW 0103410	6	WASHER, FLAT, STL, M4
15	MW 0193410	4	WASHER, LOCK, STL, M4
16	ML 0010115RE	1	COVER, RIGHT ACCESS
17	MS 0313416	4	FHCS, M4 X 0.7 X 12MM
18	ML 0010115RG	1	COVER, REAR ACCESS
19	VL 001173801	4	PULL TAB, LATCH
20	MS 0303616SA	4	SCREW ASSEMBLY, 6MX1X12MM LO
21	MS 0103418	2	SCREW, SHCS, M4X0.7X20MM
22	ML 0001990DRSP	1	SPACER, DOOR LABYRINTH
23	ML 0001990LYR	1	RETAINER, LATCH
24	MS 0103424	4	SCREW, SHCS, M4X0.7X50MM
25	MN 0283510	10	NUT, SER HEX FLNG, M5X0.8
26	CN 001119815	12.4	TRIM SEAL
31	ML 0010509	1	CATCH, DOOR, HARDENED

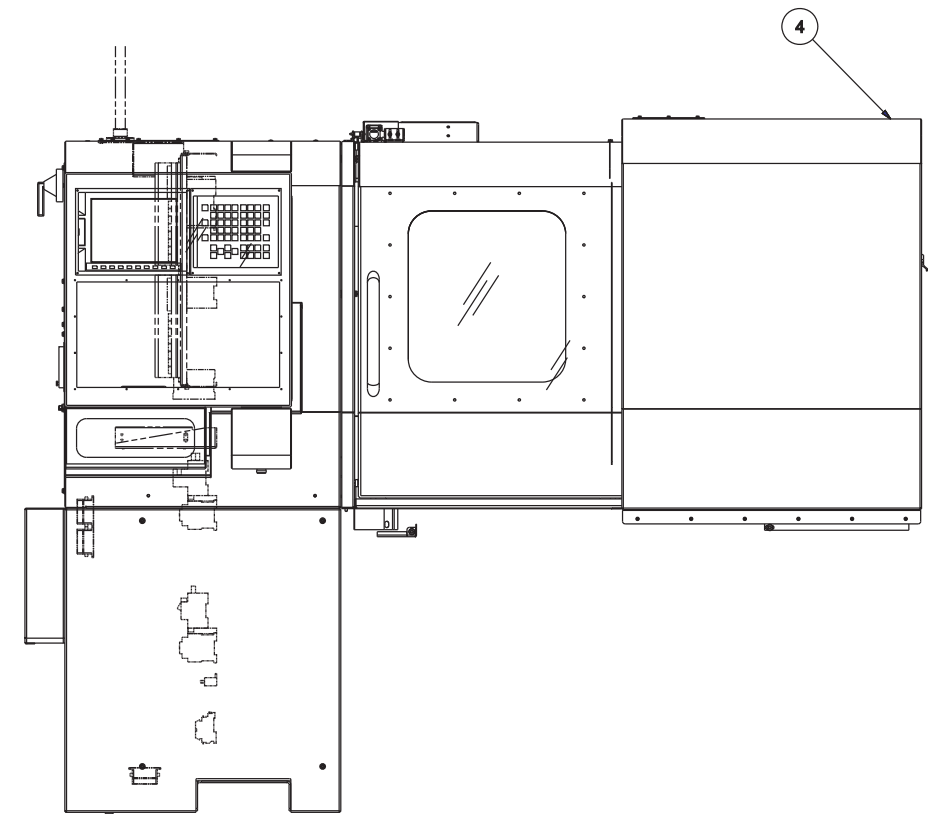
**Pedestal Assembly, View 8
(ELITE 42 and 51 Series Lathes with Tailstock)**



LEFT END



**LEFT END WITH
COOLANT CATCHER
COVER REMOVED**

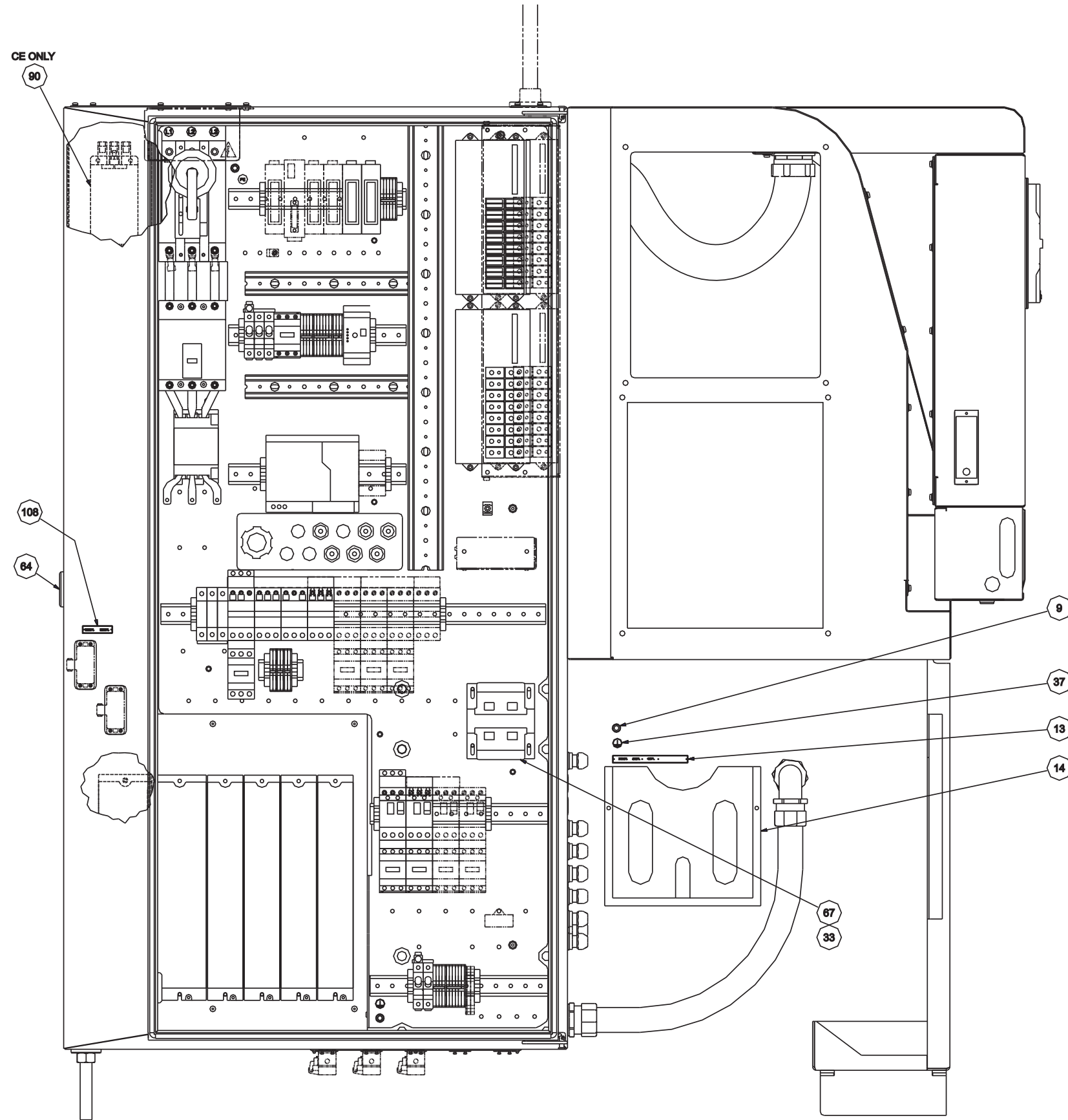


NAME
PEDESTAL ASSEMBLY (08)

PART NUMBER
ML 0000130ST08

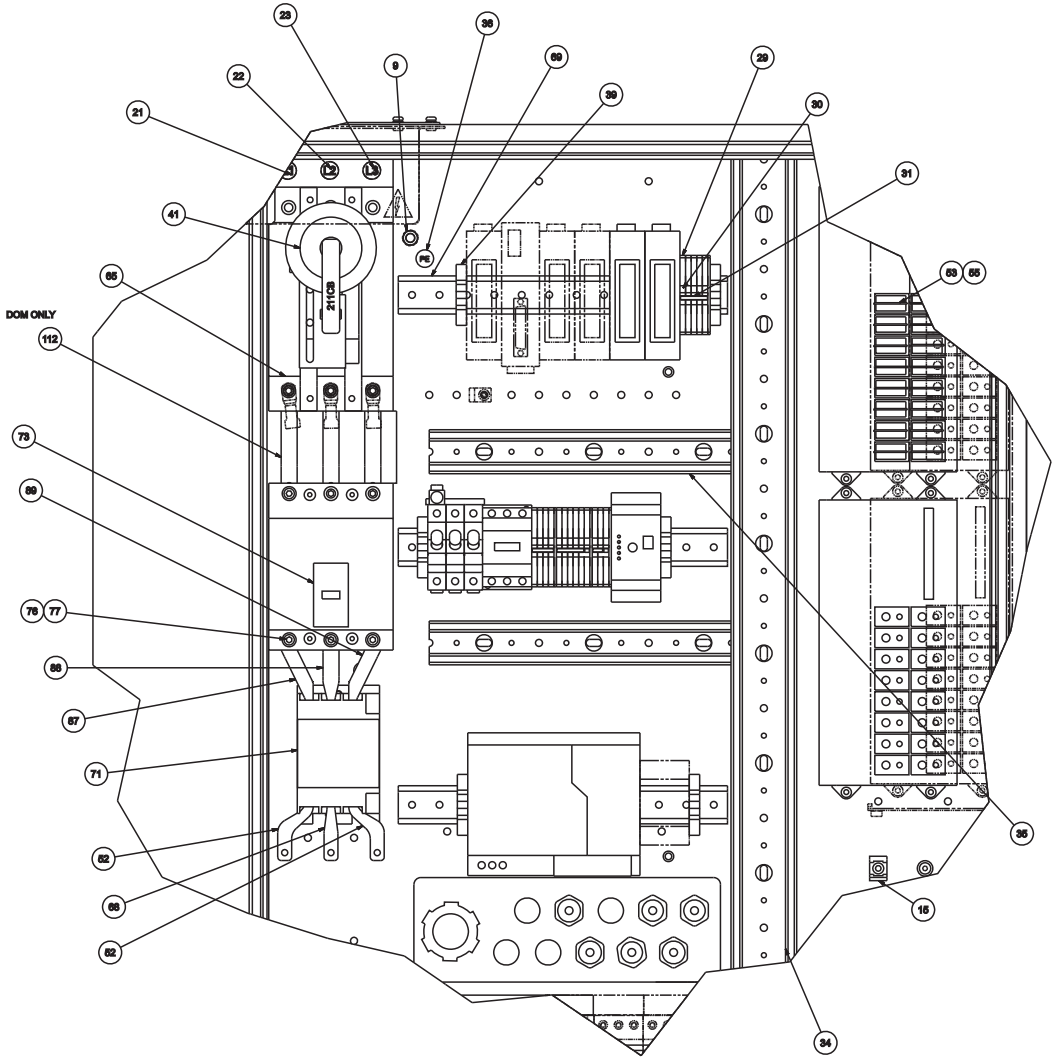
ITEM	PART NUMBER	QTY	DESCRIPTION
1	ML 0010115C27	1	COVER, COOLANT CATCHER
2	ML 0011738CC	2	LATCH, COMPRESSION
4	ML 0010115SKIN	1	DOOR COVER
5	ML 0001990MST	1	CONNECTOR, MIST, ECONO
6	ML 0010115LEC	1	COVER, LEFT END UPPER
7	MS 0303616SA	8	SCREW ASSEMBLY, 6MX1X12MM LO
8	ML 0003650CC	1	KEY, STRAIGHT
9	ML 0002533ROT	1	BRACKET, ANTI-ROTATIONAL
10	QC 0003325LMT	1	MOUNT, COOLANT PUMP ISOLATOR
11	SN 000700750	3	1/2" OD NYLON TUBING (ME)
11	MN 0283810	1	NUT, SER HEX FLNG, M8X1.25
12	LC 000841943	2	RIVET, #43 OPEN END SD43BS
12	QC 0010190	1	STAND-OFF, COLLET CLOSER
13	SG 0007702	1	CONNECTOR, STRAIGHT PUSH ON
14	MN 0283610	20	NUT, SER HEX FLNG, M6X1
15	MS 0303817SA	2	M8X16MM BHCS/WASHER ASSEMBLY
16	MS 0303617SA	8	SCREW ASSEMBLY, M6X1X16MM LO
17	ML 0010115LMC	1	COVER, LESS MIST COLLECTOR
18	ML 0010116LMC	3	GASKET, MIST COLLECTOR
19	MS 0303415SA	1	SCREW ASSEMBLY, M4X.7X10MM LO
20	MS 0303419	12	SCREW, BTHD M4X0.7X25MM
21	MW 0103410	12	WASHER, FLAT, STL, M4
22	MW 0193410	12	WASHER, LOCK, STL, M4
28	ML 0010115LB27	1	COVER, LOWER LEFT

Power Case Component Assembly
(ELITE 27MS Lathe, ELITE 42 and 51 Series Lathe with Tailstock)

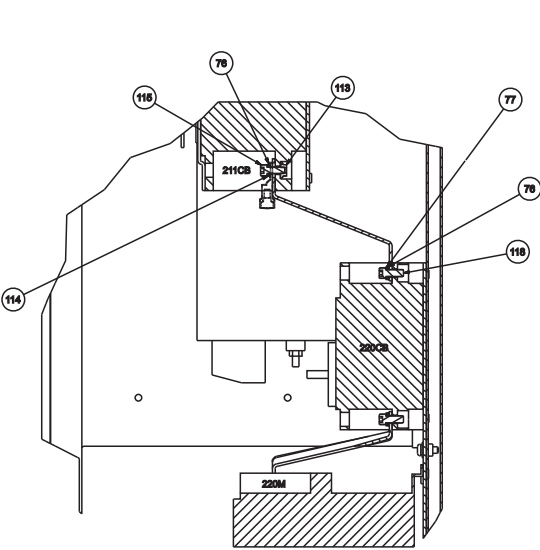


NAME
ML CASE ASSEMBLIES

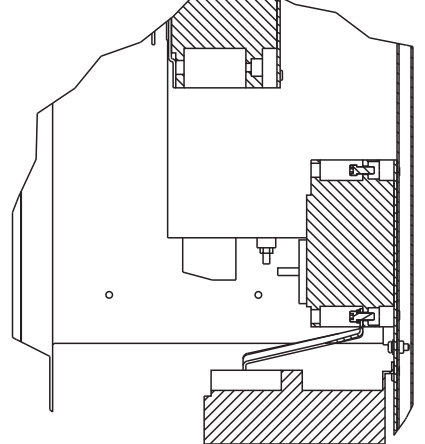
PART NUMBER
LOA0005020



INSIDE UPPER VIEW OF POWER CASE



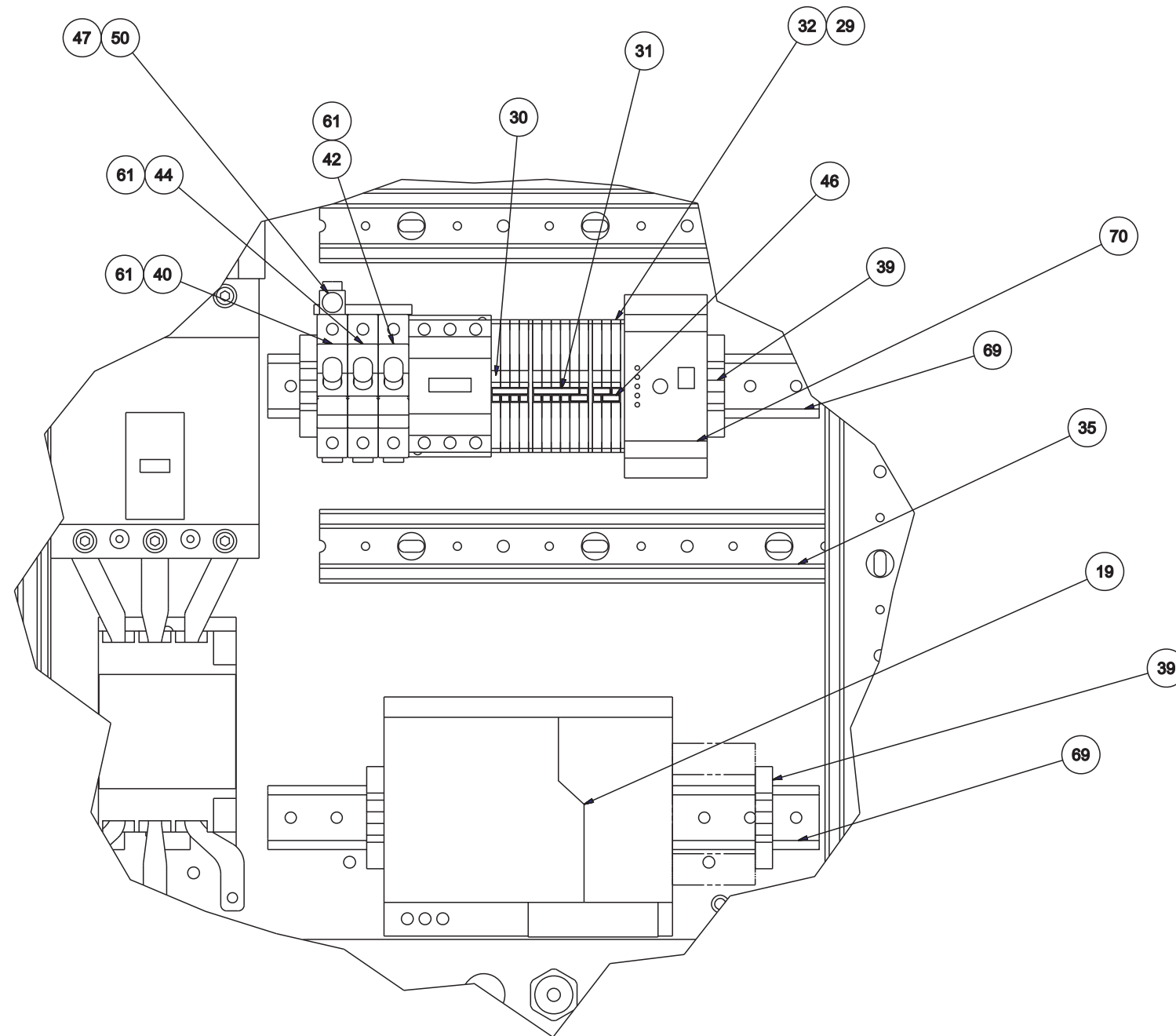
DOM SIDE CUT VIEW OF 220CB



CE SIDE CUT VIEW OF 220CB

ML CASE ASSEMBLIES
 LOA0006020

Power Case Component Assembly
(ELITE 27MS Lathe, ELITE 42 and 51 Series Lathe with Tailstock)

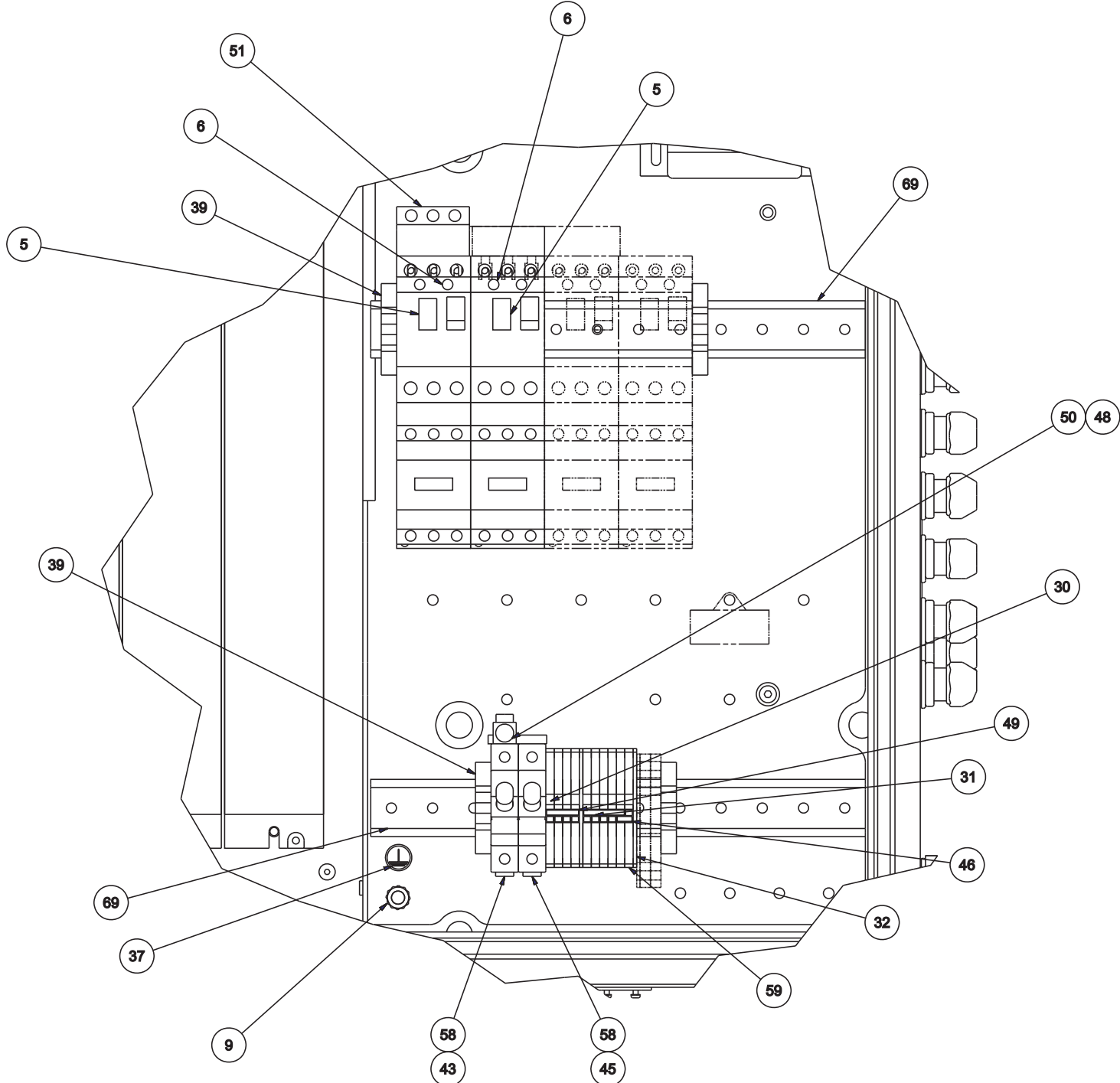


INSIDE CENTER VIEW OF POWER CASE

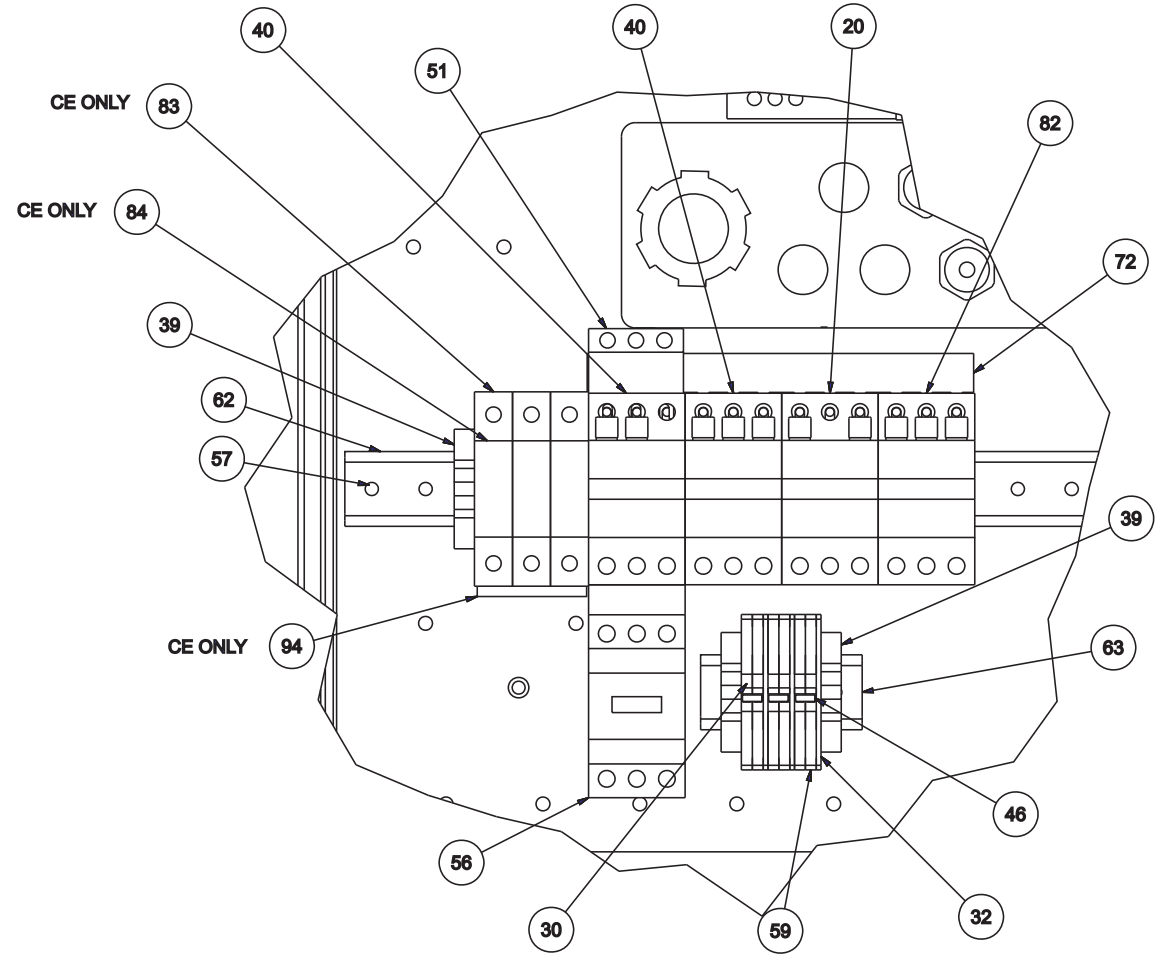
NAME
ML CASE ASSEMBLIES

PART NUMBER
LOA0005020

Power Case Component Assembly
(ELITE 27MS Lathe, ELITE 42 and 51 Series Lathe with Tailstock)



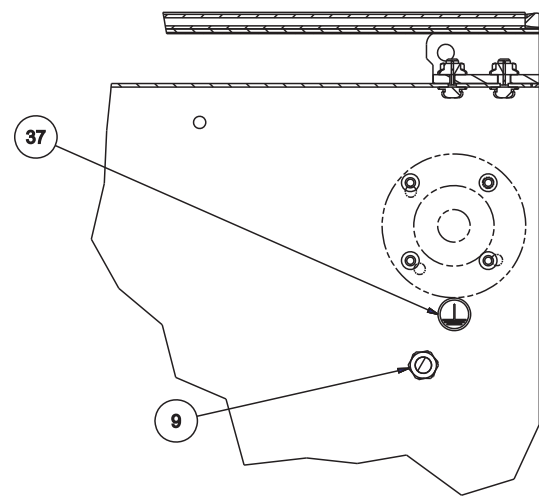
INSIDE LOWER RIGHT VIEW OF POWER CASE



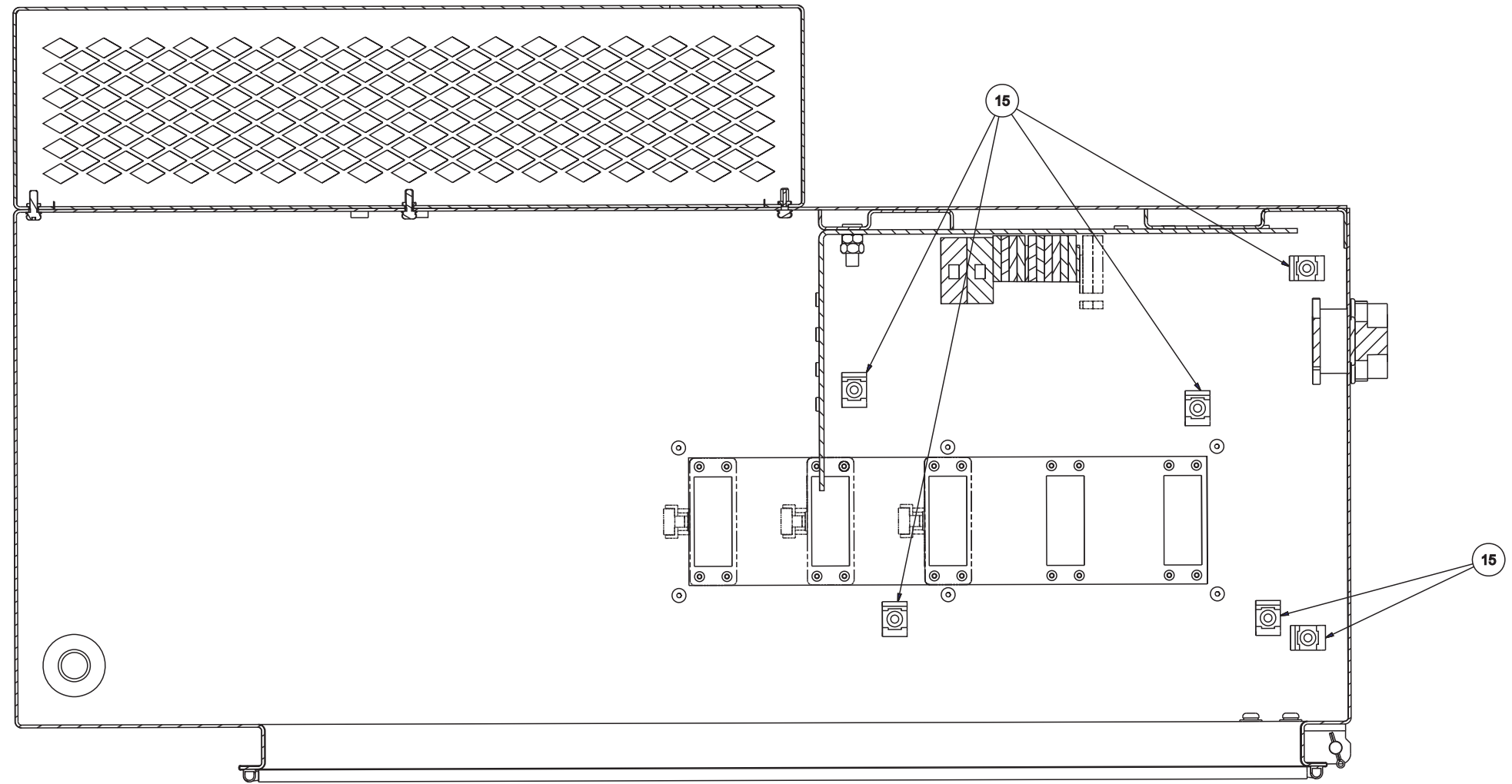
INSIDE CENTER LEFT VIEW OF POWER CASE

NAME
ML CASE ASSEMBLIES PART NUMBER
LOA0005020

**Power Case Component Assembly
(ELITE 27MS Lathe, ELITE 42 and 51 Series Lathe with Tailstock)**



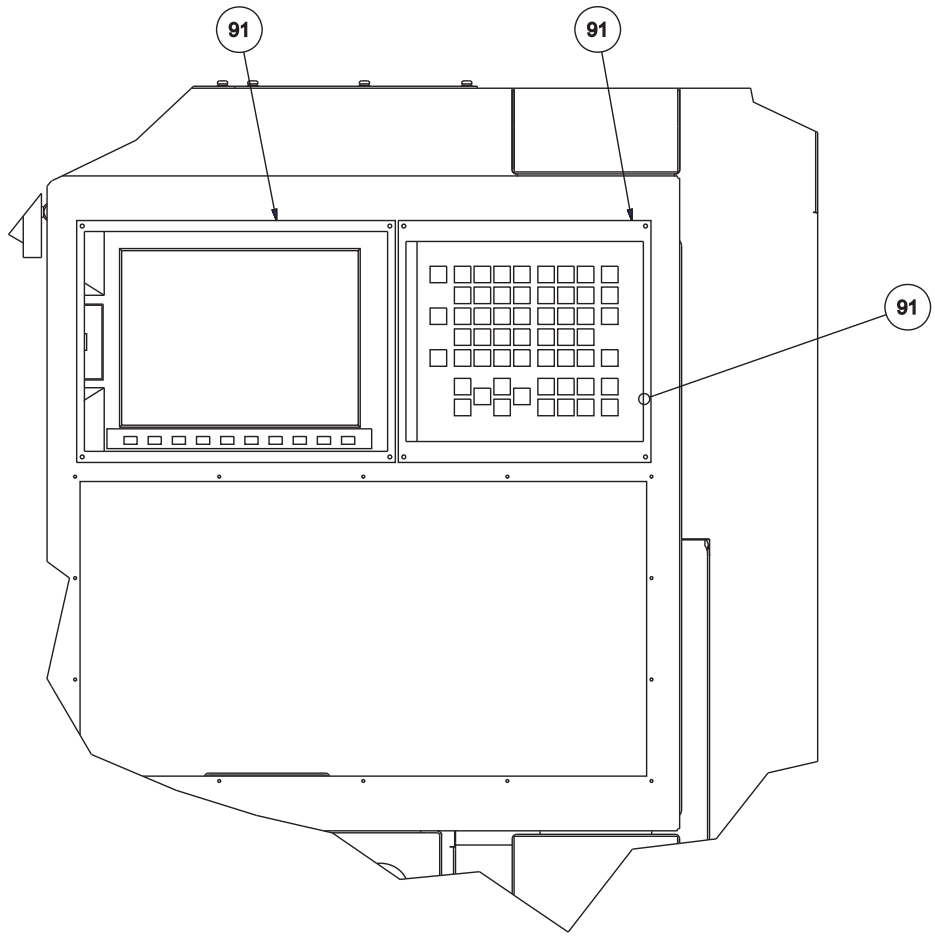
INSIDE TOP VIEW OF OF POWER CASE



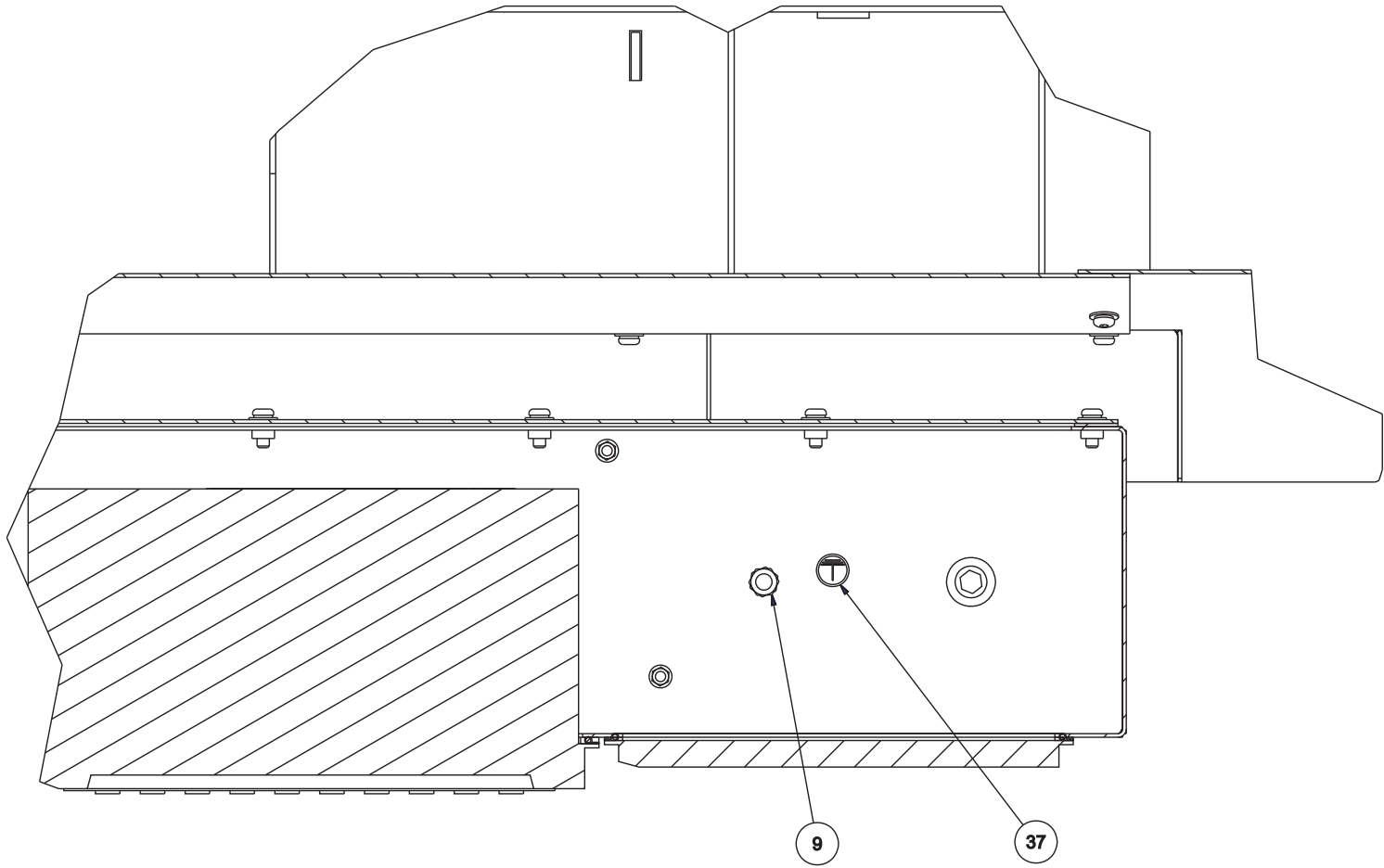
INSIDE BOTTOM VIEW OF POWER CASE

NAME
ML CASE ASSEMBLIES

PART NUMBER
LOA0005020



OUTSIDE FRONT VIEW OF CONTROL CASE

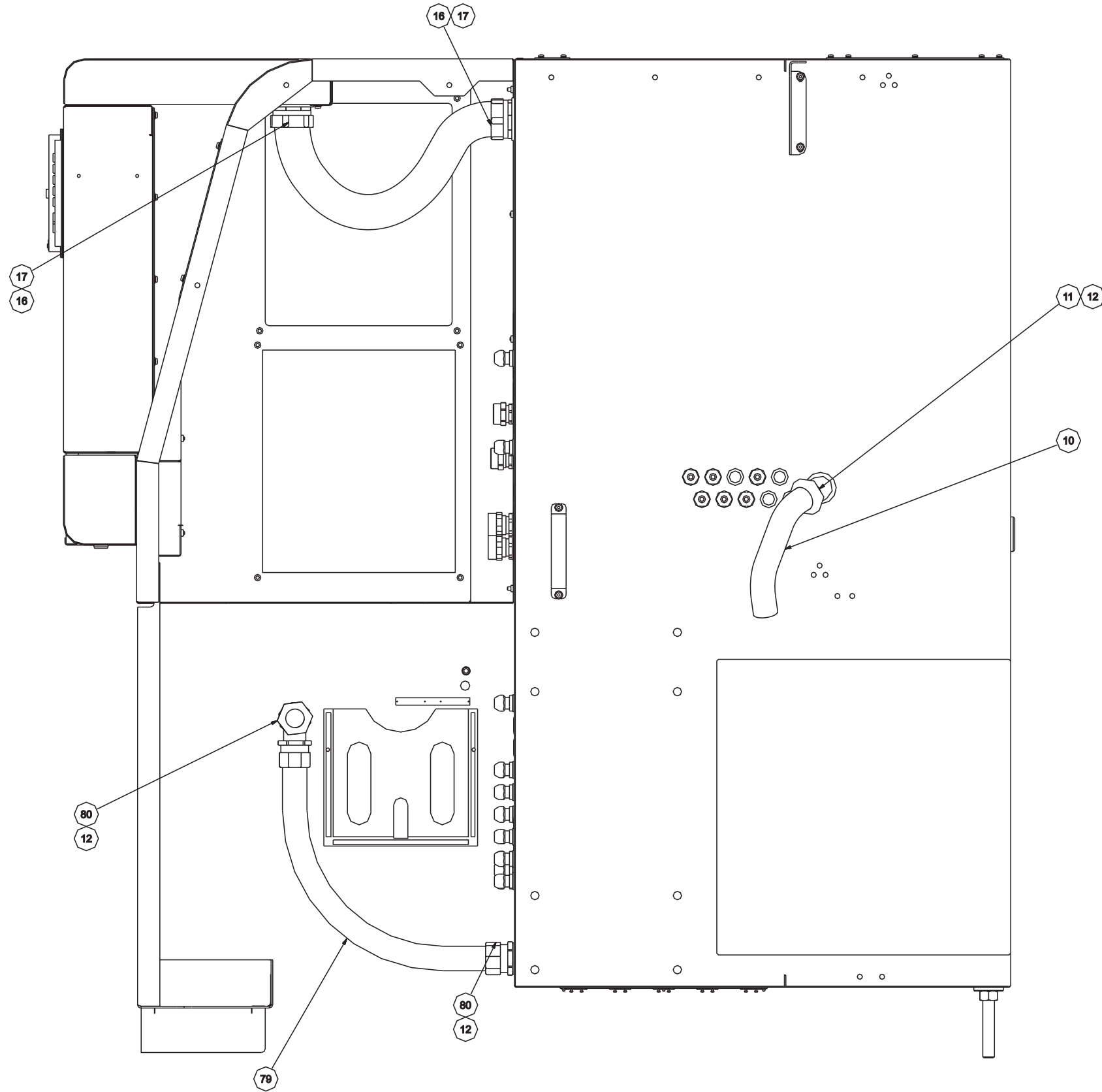


CONTROL CASE BOTTOM VIEW

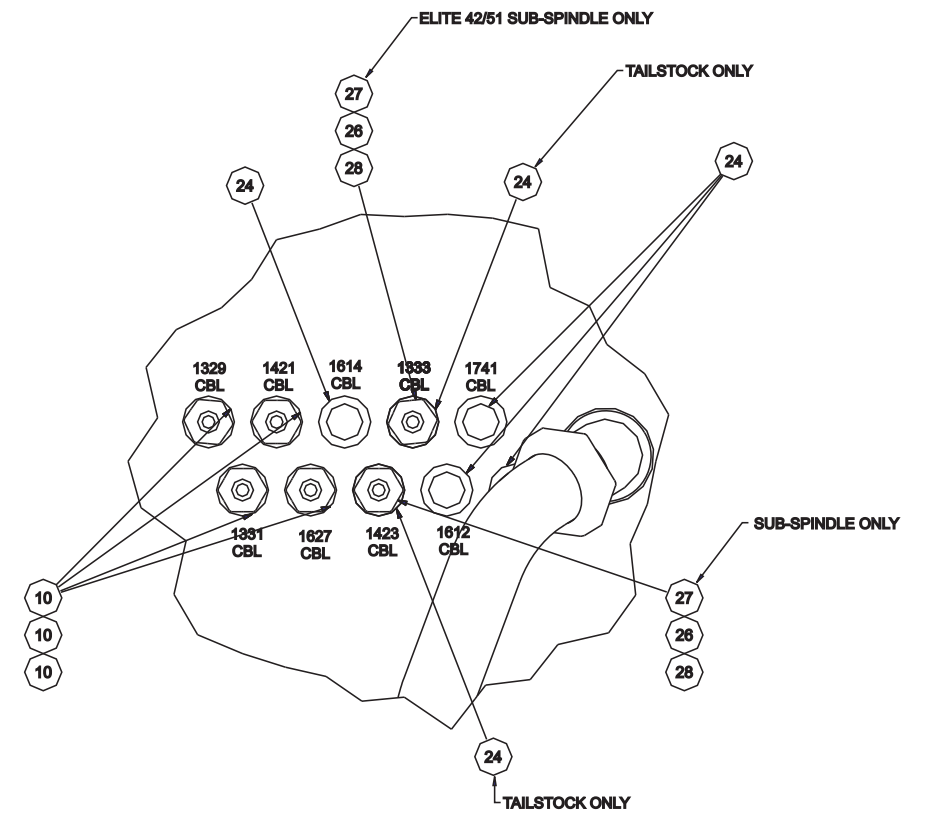
NAME
ML CASE ASSEMBLIES

PART NUMBER
LOA0005020

**Power Case Component Assembly
(ELITE 27MS Lathe, ELITE 42 and 51 Series Lathe with Tailstock)**

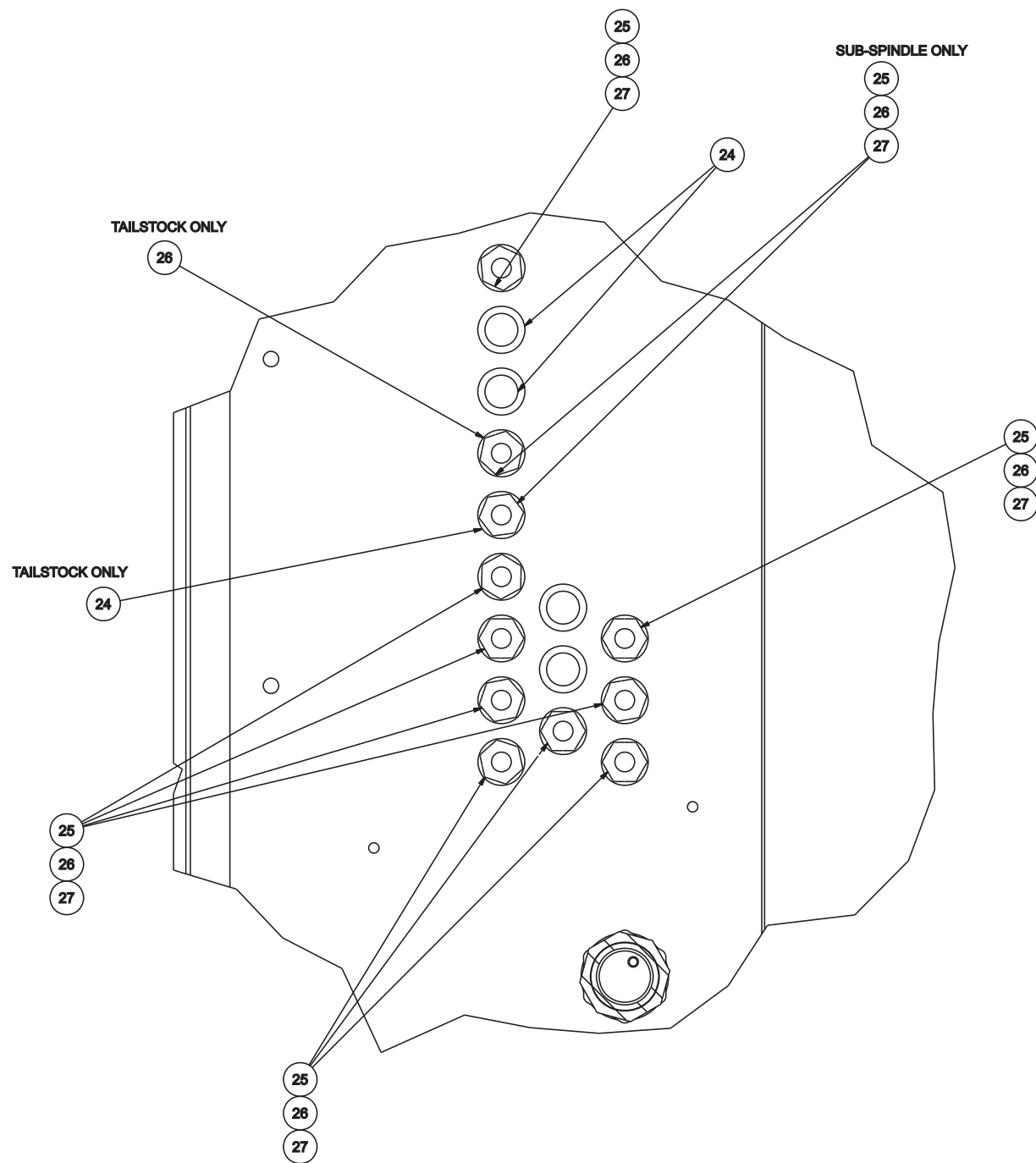


OUTSIDE BACK VIEW OF POWER CASE

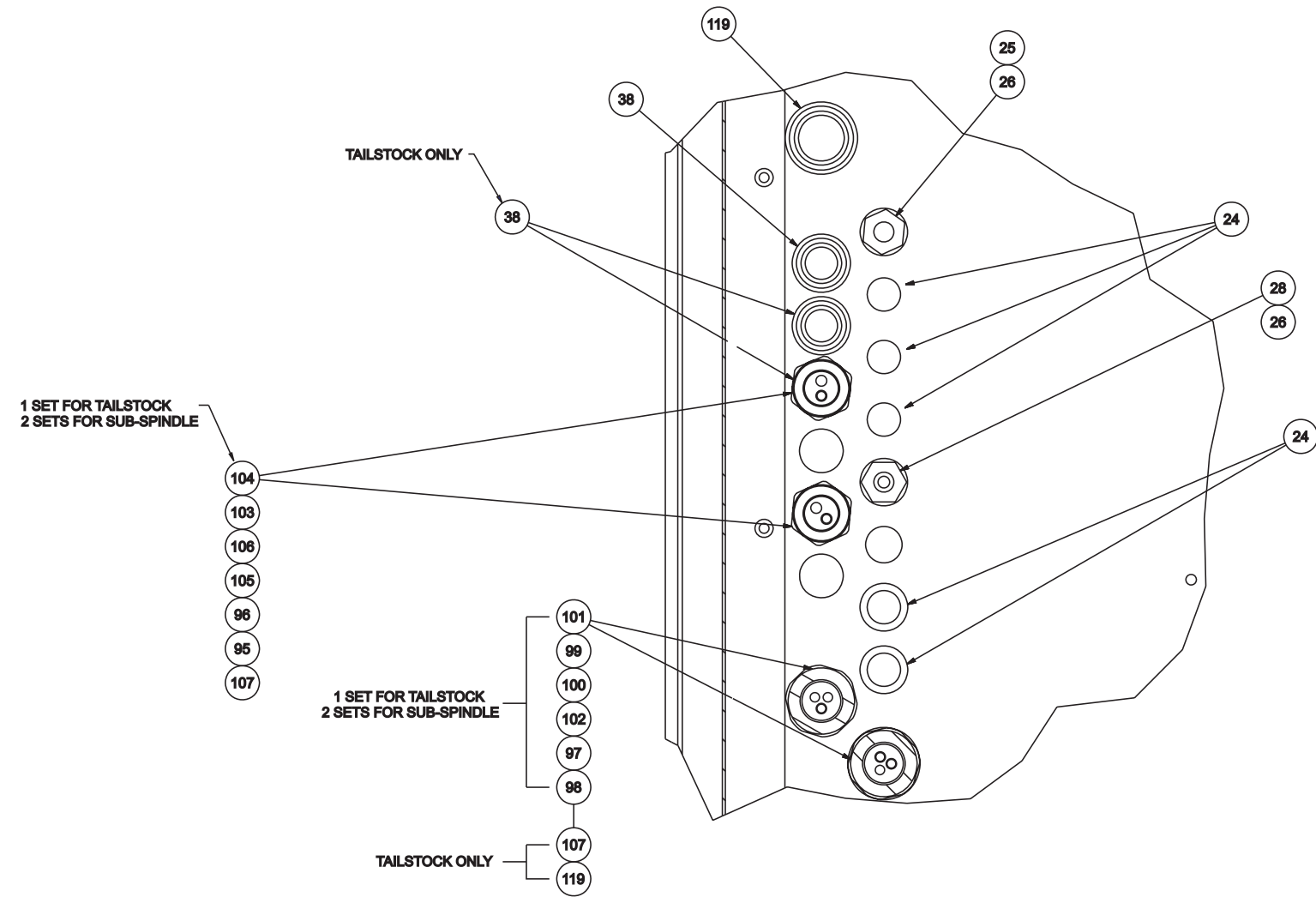


OUTSIDE BACK VIEW DETAIL OF POWER CASE

Power Case Component Assembly
(ELITE 27MS Lathe, ELITE 42 and 51 Series Lathe with Tailstock)



OUTSIDE LOWER RIGHT SIDE DETAIL VIEW OF POWER CASE

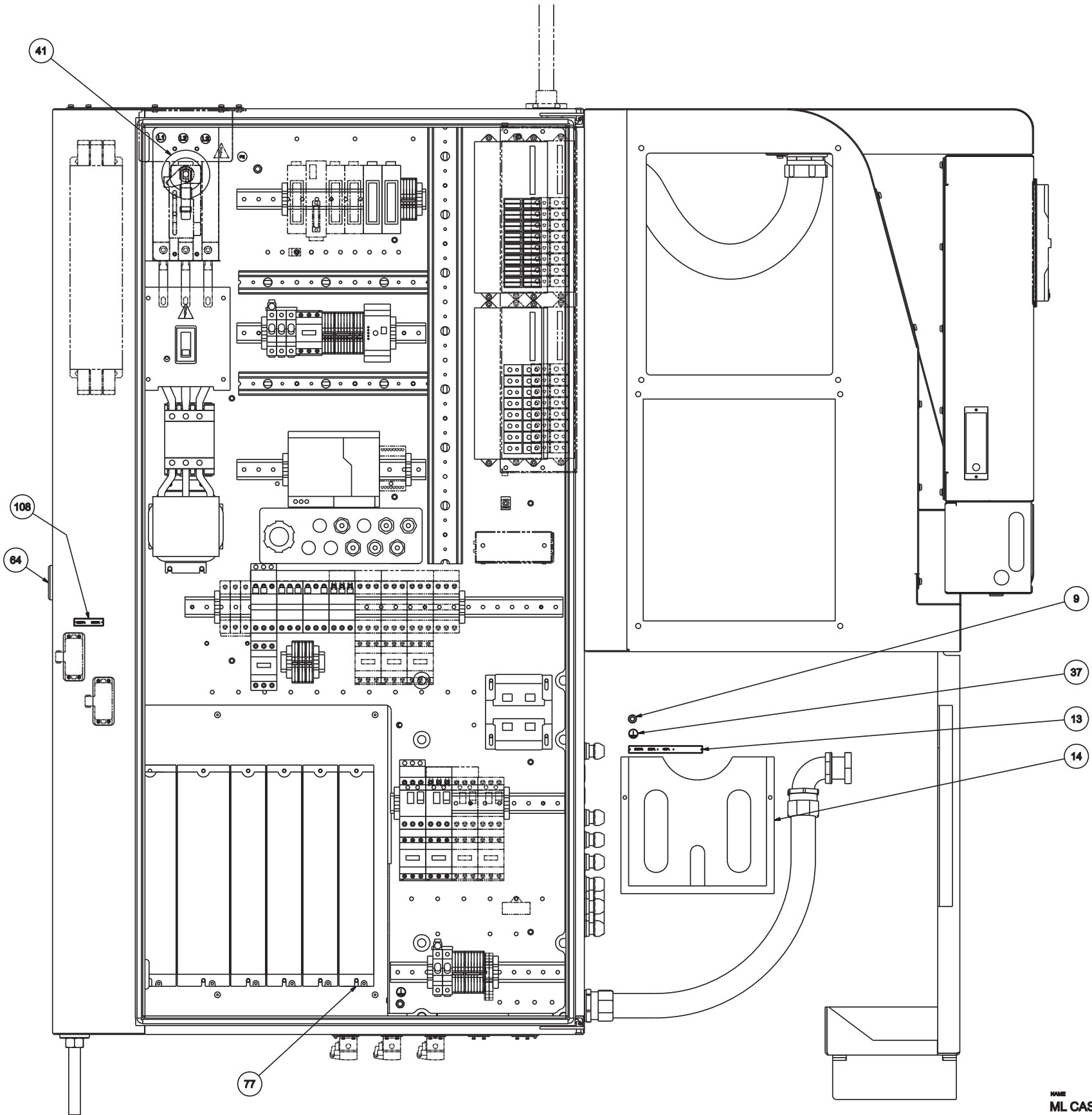


OUTSIDE UPPER RIGHT SIDE DETAIL VIEW OF POWER CASE

NAME: ML CASE ASSEMBLIES
 PART NUMBER: LOA0005020

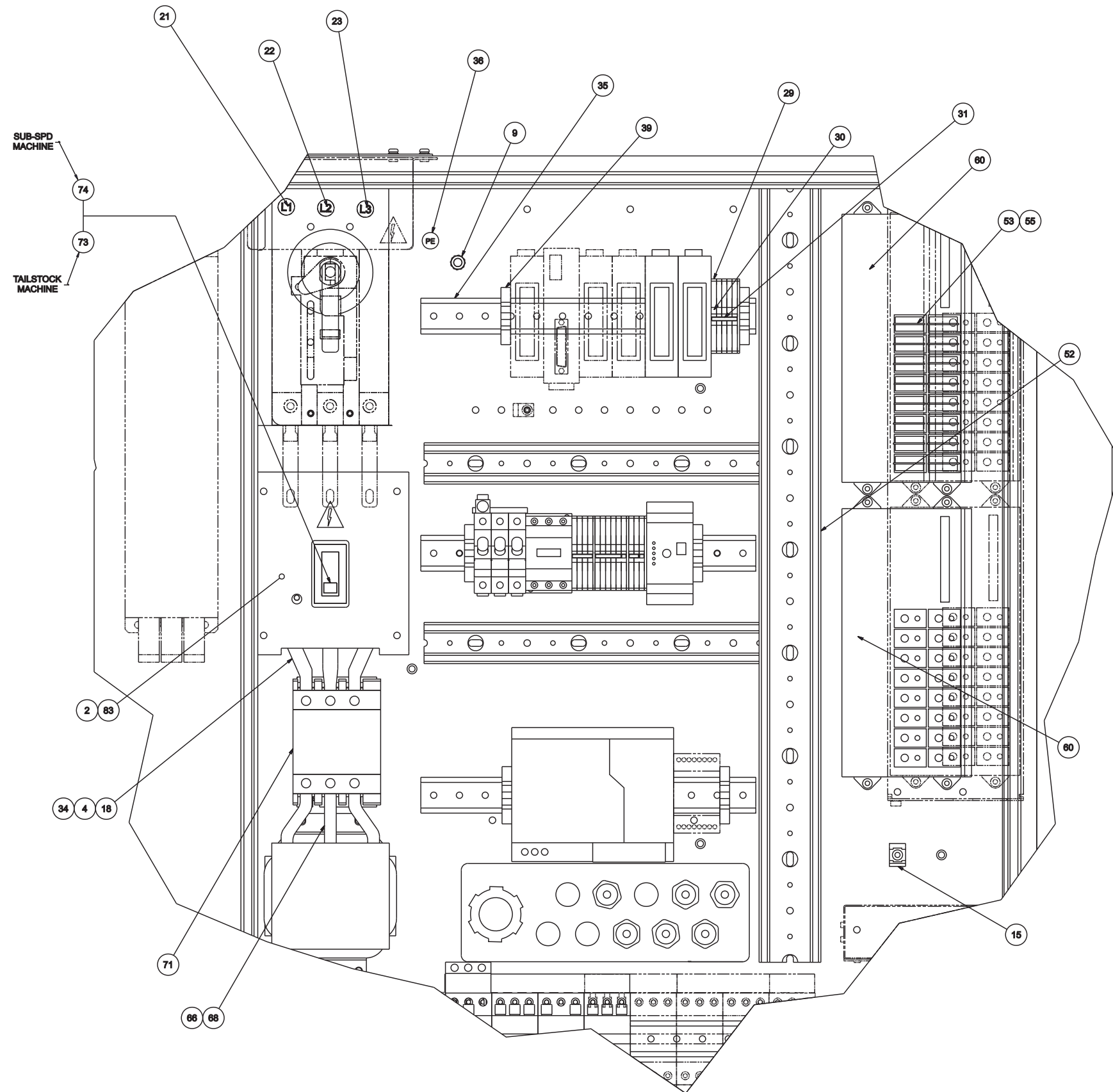
**Power Case Component Assembly
(ELITE 27MS Lathe, ELITE 42 and 51 Series Lathe with Tailstock)**

ITEM	PART NUMBER	QTY	DESCRIPTION
1	MLA0004158CAW1	1	ASSY, POWERCASE WIDE
5	LP 00081222563	1	MANUAL MOTOR STARTER, 4-6.3
5	ML 00081220610	2	MANUAL MOTOR STARTER, 6-10A
6	ML 0008122C1NO	2	CONTACT BLOCK 1 NO
9	MN 0113813	10	NUT, M8 X 1.25 BRASS
10	HG 001022901	1	CONDUIT, 1-1/4"
11	53 001022545	1	CONNECTOR, 1-1/4" 45 DEGREE
12	1250010226	3	GASKET APPLETON
13	MLA0010366PCD	1	TAG, POWER CASE DOOR
14	TT 0011897DP	1	POCKET, DATA
15	CN 0008104	12	MOUNT, CABLE TIE
16	2000010226	2	GASKET, 2"
17	2000010225 B	2	FITTING, CONDUIT, 2" STRAIGHT
19	ML 00087761P20	1	POWER SUPPLY, 24VDC 20A
20	SG 000961003	2	FUSE, 15A CLASS CC
21	ML 0010366L1	1	TAG, L1
22	ML 0010366L2	1	TAG, L2
23	ML 0010366L3	1	TAG, L3
24	CK 001033101	18	CAP PLUG 7/8
25	QC 000920701	12	CORD GRIP, .22-.47, 1/2 NPT
26	50 0010226	19	GASKET ASSEMBLY 1/2 INCH
27	AH 0011508	19	NUT, LOCK
28	QC 0009207	7	CORD GRIP, .12-.28, 1/2NPT
29	ML 0011032BU	18	TERMINAL BLOCK, BLUE
30	ML 00110320110	5	MARKER, 1-10
31	ML 0011032J5	3	JUMPER, 5 POINT
32	ML 0011032EC	9	END COVER
33	ML 0008776FG4	2	TRANSFORMER FINGER GUARD
34	ML 0010821D4	1	WIRE DUCT, DUCT4
35	ML 0010821D1	2	WIRE DUCT, DUCT1
36	ML 0010366PE	1	TAG, PE
37	ML 0010366 G	4	TAG, GROUND
38	QC 001033103	3	PLUG, 1-1/16" CAP
39	ML 0011032ES	14	END STOPS
40	SG 000961001	6	FUSE, 5A CLASS CC
41	ML 0010359	1	OPERATOR HANDLE
42	SG 000961006	1	FUSE, 2A CLASS CC
43	SG 000961007	1	FUSE, 3A CLASS CC
44	SG 000961011	1	FUSE, 10A, CLASS CC
45	SG 000961012	1	FUSE, 1/2A, CLASS CC
46	ML 0011032J2	7	JUMPER, 2 POINT
47	ML 00081221P3	1	BUSBAR, 1 POLE X 3
48	ML 00081221P2	1	BUSBAR, 1 POLE X 2
49	ML 0011032J4	2	JUMPER, 4 POINT
50	QC 0009188	2	TERMINAL
51	ML 0009188	2	TERMINAL BLOCK
52	ML 0008122 E	2	BUSSBAR, 5TH
53	LC 0009623	16	CLIP, RETAINING
55	LC 000812203	16	RELAY, MINI 24VDC
56	ML 000812225AD	1	CONTACTOR, 25A 24VDC
57	ML 0010190M520	7	STANDOFF, 5MM X 20MM
58	SG 001001702	2	HOLDER, FUSE 1P/W IND.CC FUSE
59	ML 0011032GY	16	TERMINAL BLOCK, GRAY
61	SG 001001703	3	HOLDER, FUSE 1P/W/O IND.CC
62	ML 0011032D4	1	DIN RAIL, DIN4
63	ML 0011032D6	1	DIN RAIL, DIN6
64	ML 0010646	1	METER,RUN TIME
65	ML 0008122150	1	CIRCUIT BREAKER. 150A
65	ML 000812290	1	CIRCUIT BREAKER. 90A
67	MLA0008776	1	TRANSFORMER 350KVA
68	ML 0008122 D	1	BUSSBAR, 4TH
69	ML 0011032D1	5	DIN RAIL, DIN1
70	ML 0008122ES01	1	RELAY, EMERGENCY STOP
71	ML 000812250AD	1	CONTACTOR, 50A, 24VDC
72	ML 000812204	1	BUSBAR, 4 X 45MM
73	ML 000812270	1	CIRCUIT BREAKER, 70A
75	AH 0009910	5	TIE, CABLE
76	MW 0103610SS	9	WASHER, FLAT M6 STAINLESS ST
77	MW 0193610SS	6	WASHER, M6X1.0 -STAINLESS ST
78	53 001022535	1	CONNECTOR, 1-1/4 STRGHT, MET.
79	1250010229	1	CONDUIT, 1-1/4", SEALTITE
80	53 001022555	1	CONNECTOR, 1-1/4, 90 DEG, MET.
81	AX 0010116RS	1	GASKET FOR RS232
82	SG 000961020	3	FUSE, CLASS CC - 30A
83	LC 001213501	3	SURGE ABSORBER BASE
84	LC 0012135	3	SURGE ABSORBER
87	ML 0008122 F	1	BUSSBAR, LEFT
88	ML 0008122 H	1	BUSSBAR, MIDDLE
89	ML 0008122 G	1	BUSSBAR, RIGHT
90	ML 001129875	1	FILTER, 3 PHASE 75 AMP
91	SG 001011603	113	GASKET, EMI FOR CRT, KEYBRD
92	SG 00112980275	5	FERRITE CORE .275"
93	SG 00112980402	5	FERRITE CORE .402"
94	LC 001213502	1	BUS BAR, 3 POINT
95	AH 001150801	2	LOCKNUT, .75 INCH
96	75 0010226	2	SEAL, .75 INCH
97	1000010226	2	SEAL, 1 INCH
98	DB 00092074B	2	BODY, CORD GRIP, 1", FORM 4
99	DB 00092073X3A	2	GROMMET, FORM 4, 3x.225
100	DB 00092074W	2	WASHER, FORM 4
101	DB 00092074N	2	COMPRESSION NUT, FORM 4
102	KH 0011508	2	LOCK NUT, 1 INCH
103	DB 00092072X3A	2	GROMMET FORM 3 2 X .328
104	DB 0009207 B	2	NUT CORD GRIP
105	DB 00092073B	2	BODY,CORD GRIP, 3/4" FORM 3
106	NT 000920711	2	WASHER
107	5 0002024	5	PIN, DOWEL
108	CM 0010366BF	1	TAG, BARFEED PLUGS
112	ML 0008122 I	3	BUSSBAR
113	MN 0283610	3	NUT, SER HEX FLNG, M6X1
114	MW 0193610	3	WASHER, LOCK, STL, M6
115	MS 0103617	3	SCREW, SHCS, M6X1X16MM
116	LC 0010116CFS	1	GASKET, CRT, I-SERIES
117	LC 0010116MFS	1	GASKET, MDI, I-SERIES
118	100610	6	SOC HD CP SCREW 1/4-20X 5/8
119	VL 001033102	2	PLUG, 1-1/16" CAP
125	ML 0011736SMC	3	PRESSURE SWITCH, ADJUSTABLE



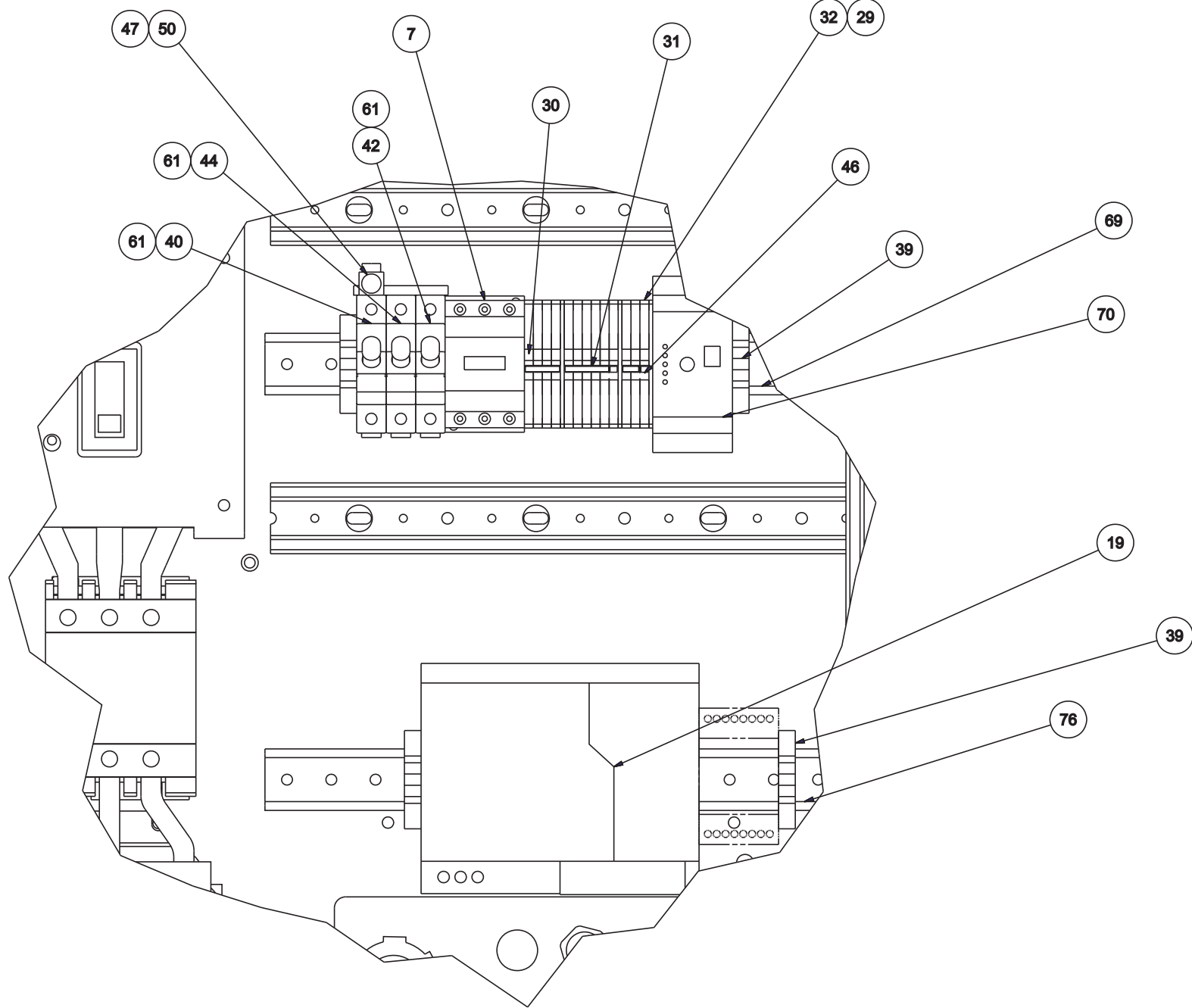
NAME: ML CASE ASSEMBLIES
PART NUMBER: LOA000502001

**Power Case Component Assembly
(ELITE 42 and 51 Series Lathes with Sub-Spindle)**



INSIDE UPPER VIEW OF POWER CASE

NAME: ML CASE ASSEMBLIES PART NUMBER: LOA000502001

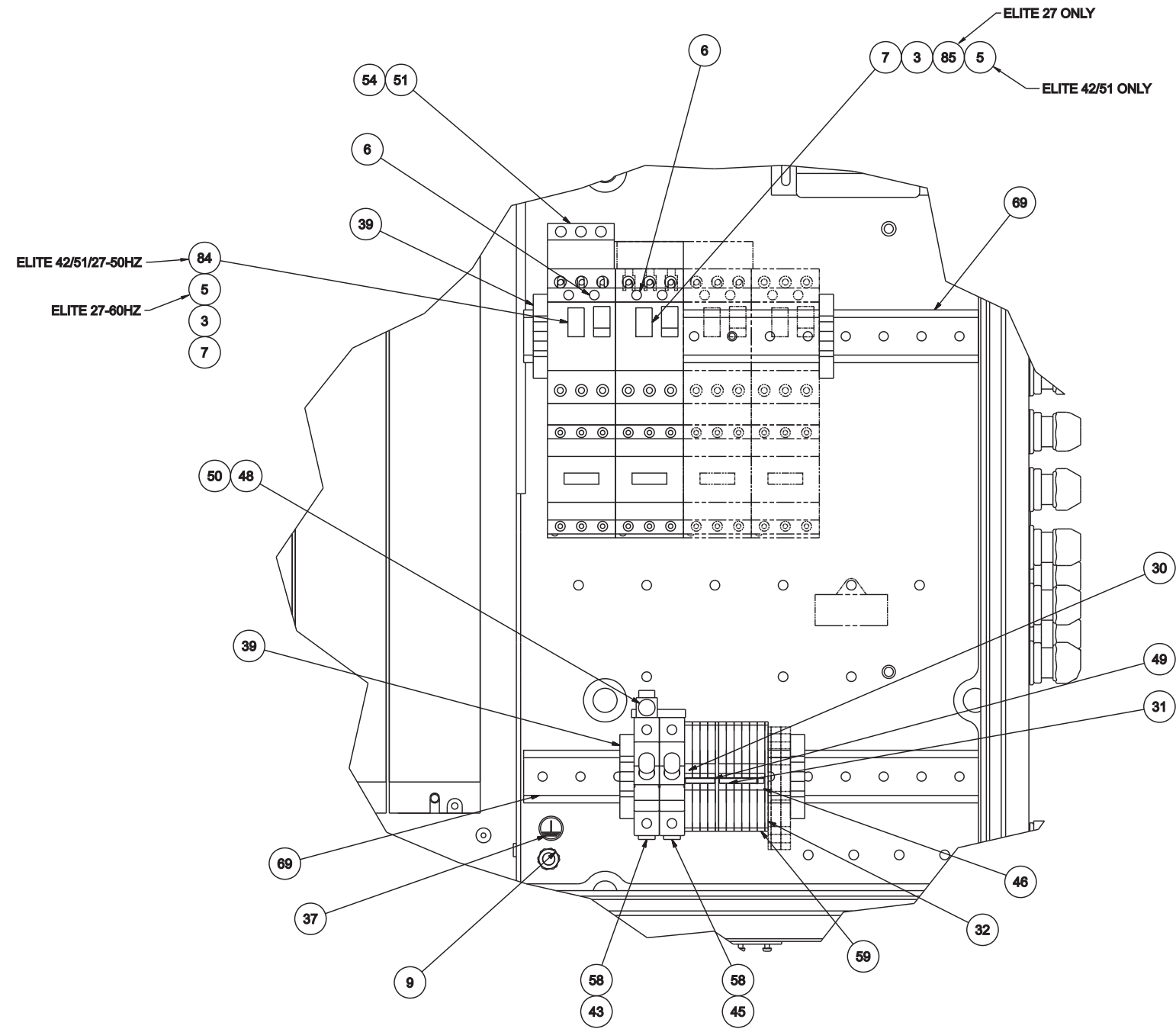


INSIDE CENTER VIEW OF POWER CASE

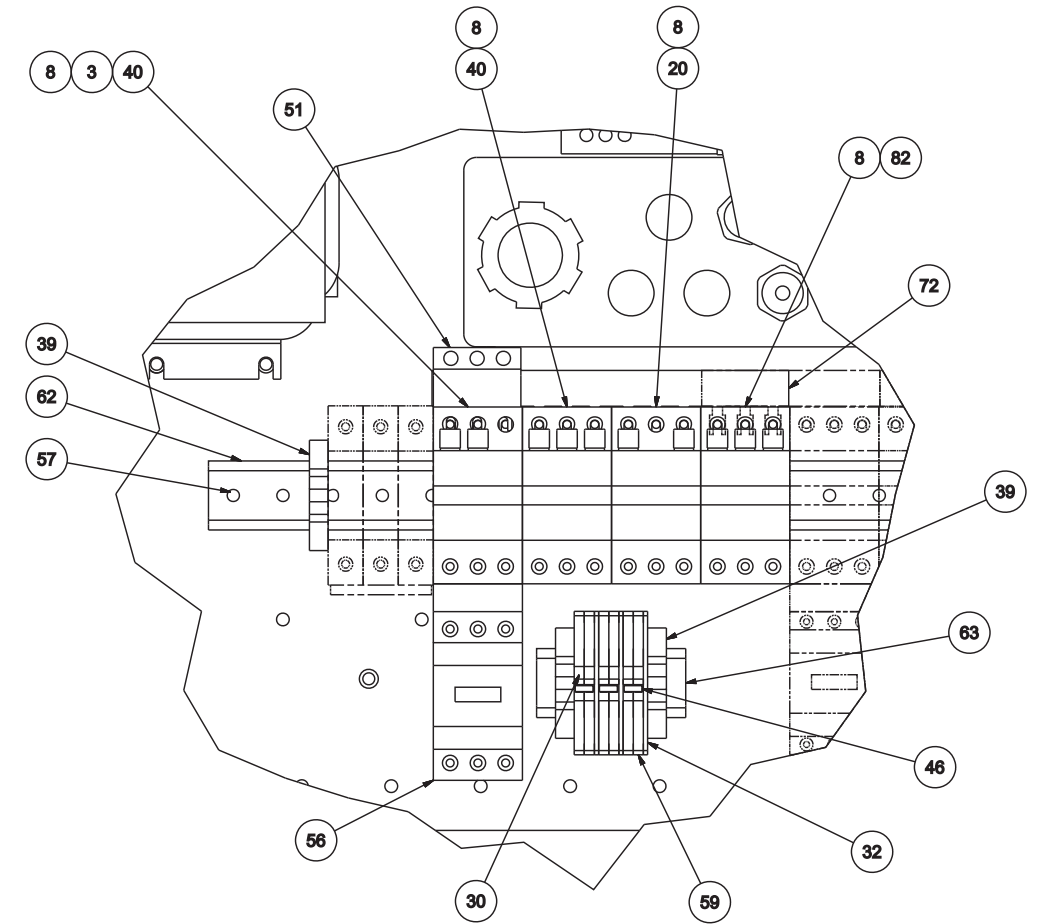
NAME
 ML CASE ASSEMBLIES

PART NUMBER
 LOA000502001

**Power Case Component Assembly
(ELITE 42 and 51 Series Lathes with Sub-Spindle)**



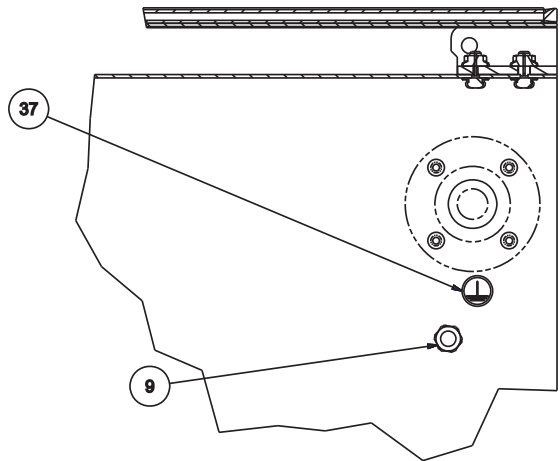
INSIDE LOWER RIGHT VIEW OF POWER CASE



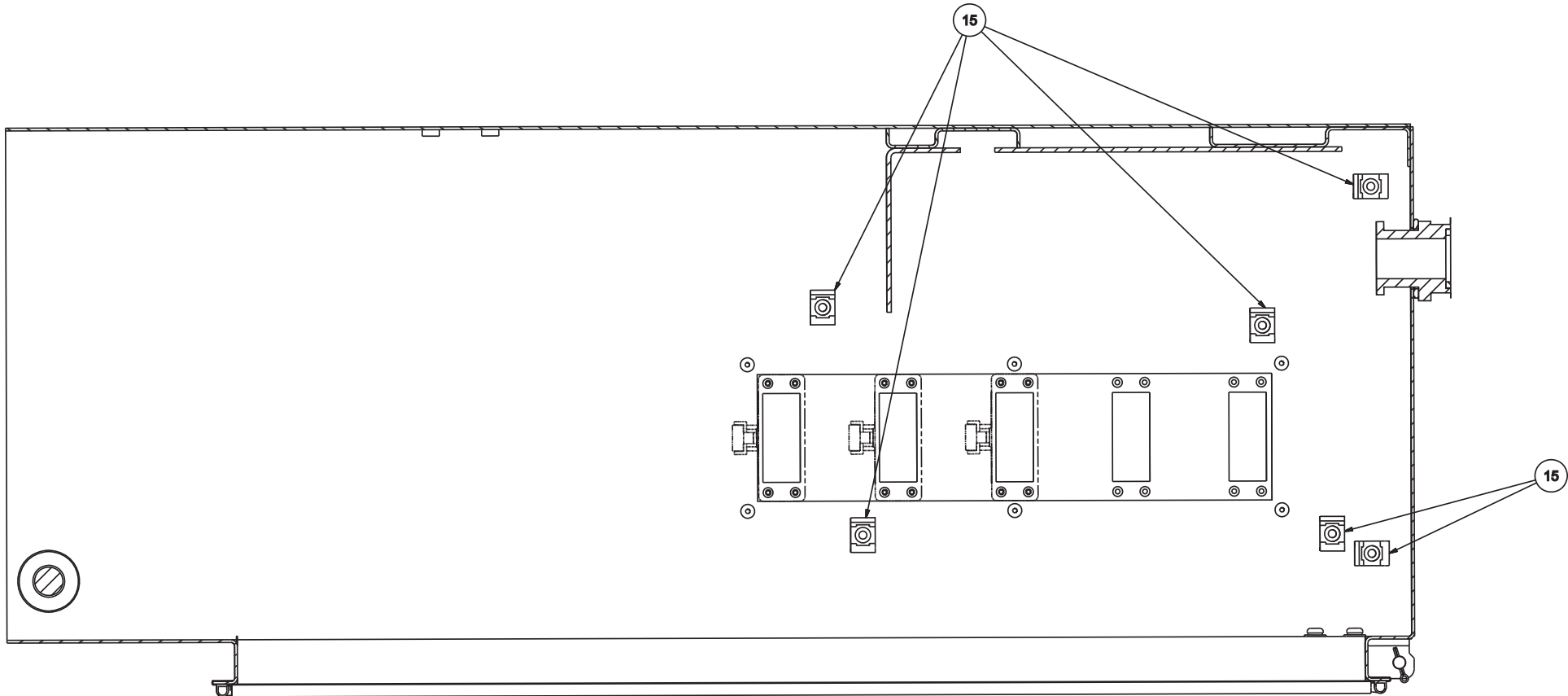
INSIDE CENTER LEFT VIEW OF POWER CASE

NAME
ML CASE ASSEMBLIES

PART NUMBER
LOA000502001

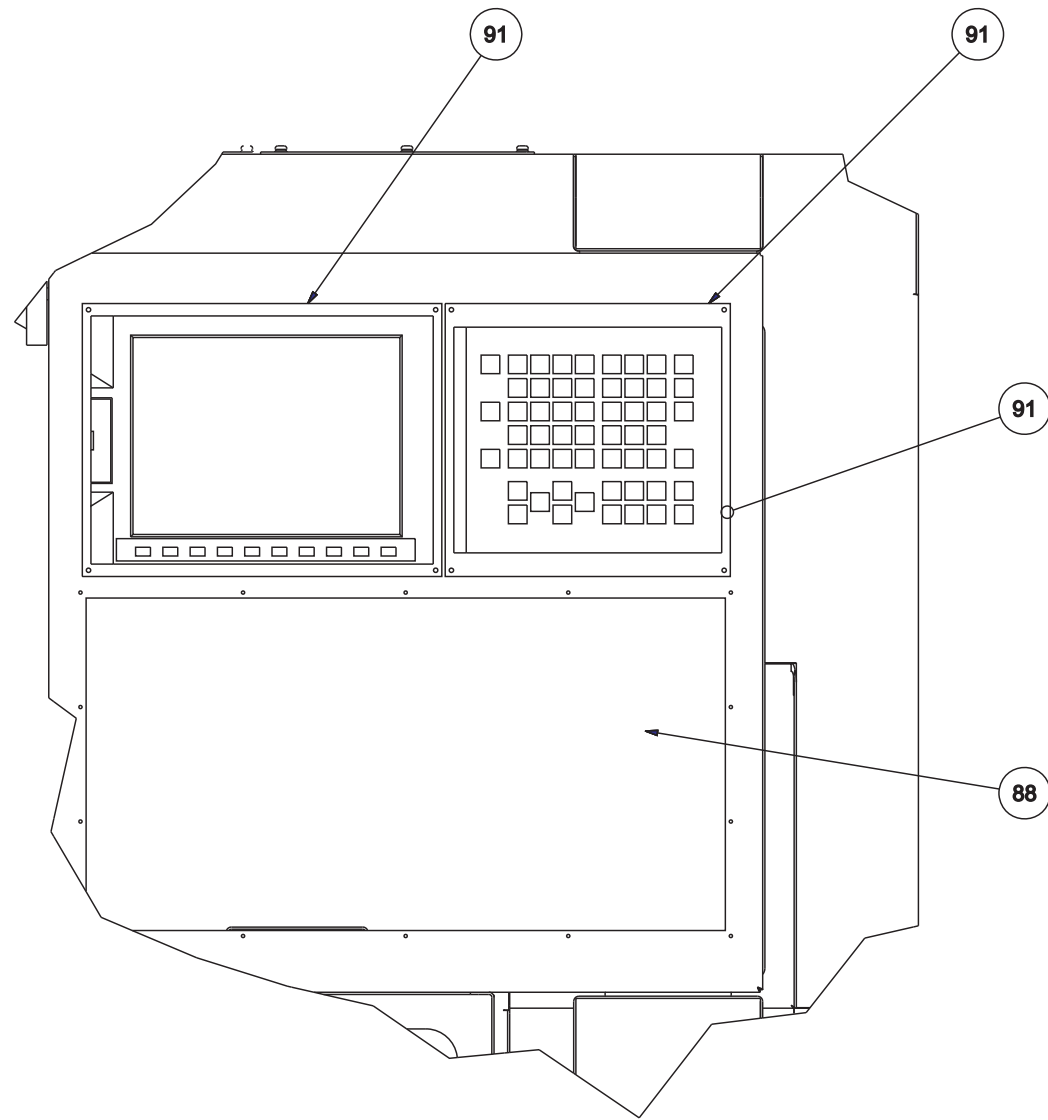


INSIDE TOP VIEW OF OF POWER CASE

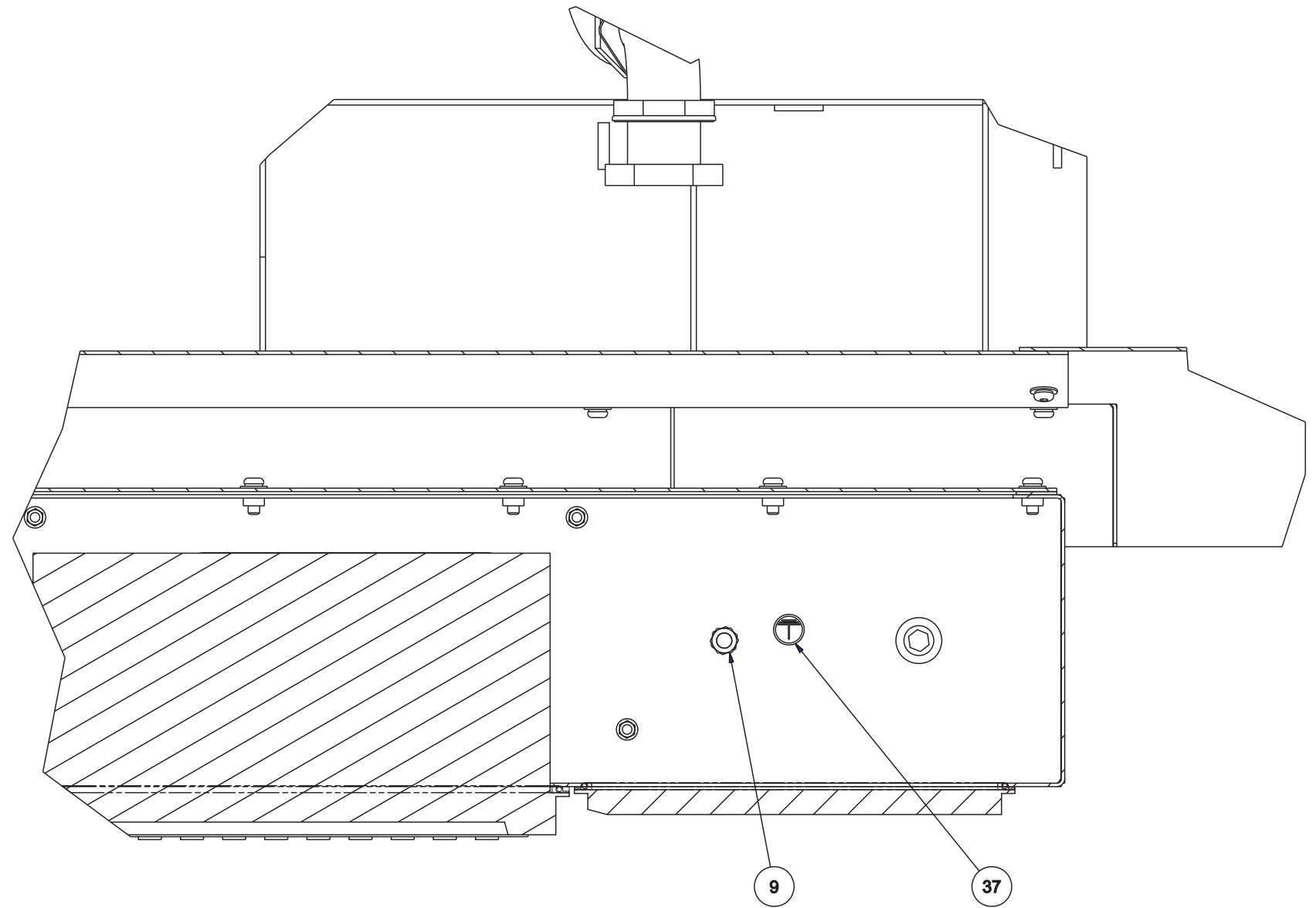


INSIDE BOTTOM VIEW OF POWER CASE

**Power Case Component Assembly
(ELITE 42 and 51 Series Lathes with Sub-Spindle)**



OUTSIDE FRONT VIEW OF CONTROL CASE

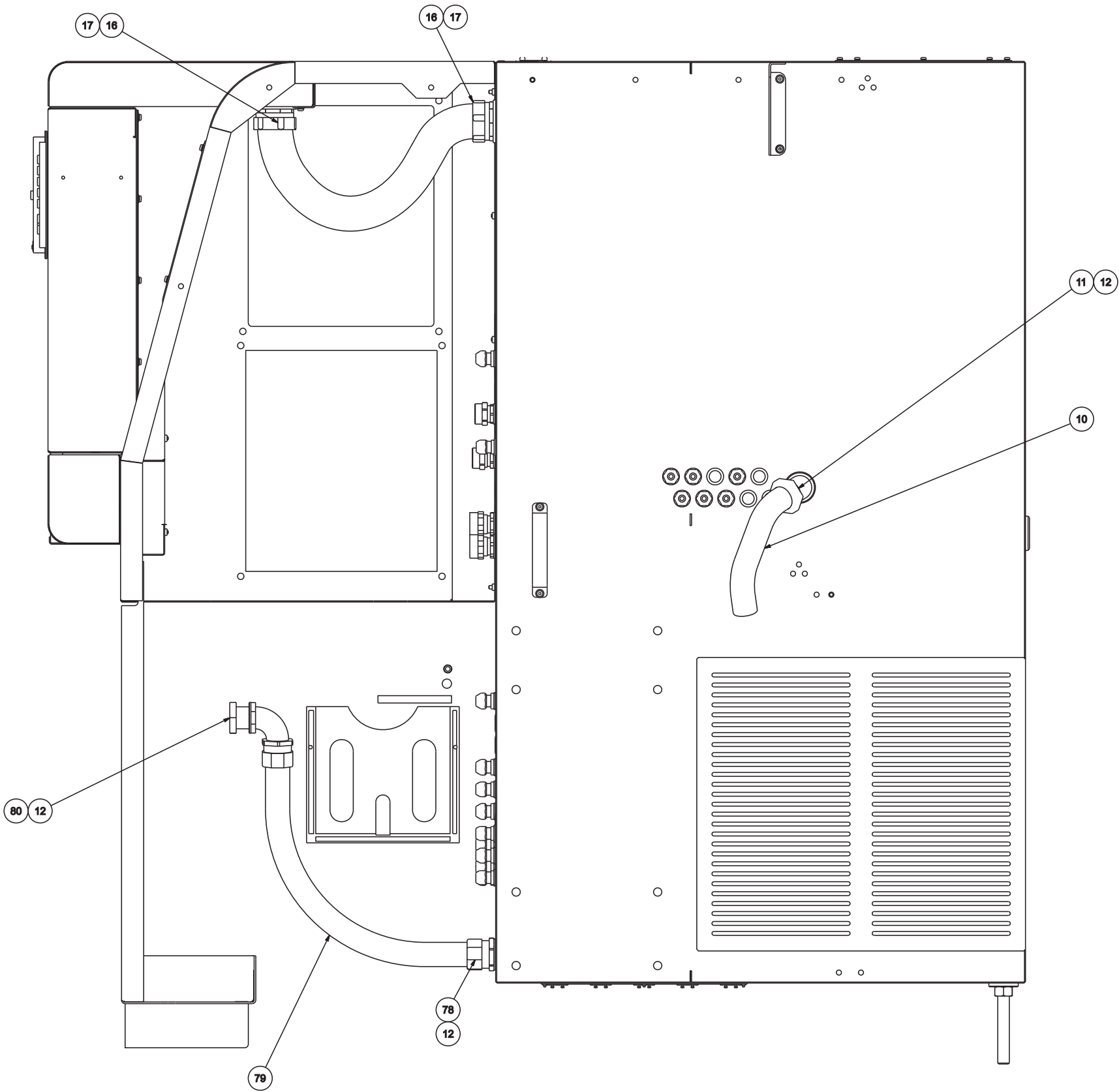


CONTROL CASE BOTTOM VIEW

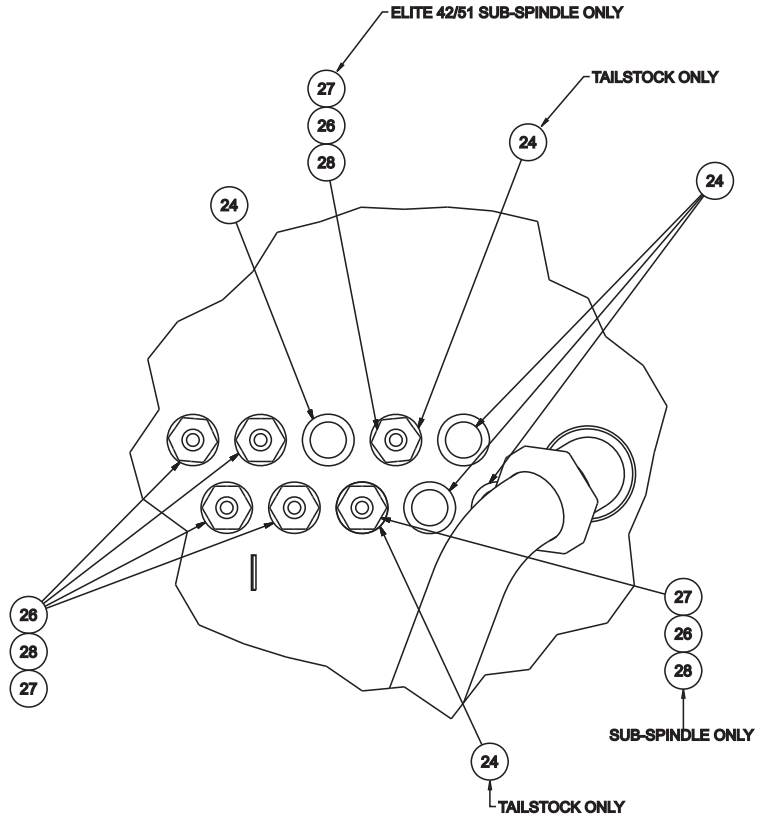
NAME
ML CASE ASSEMBLIES

PART NUMBER
LOA000502001

**Power Case Component Assembly
(ELITE 42 and 51 Series Lathes with Sub-Spindle)**



OUTSIDE BACK VIEW OF POWER CASE

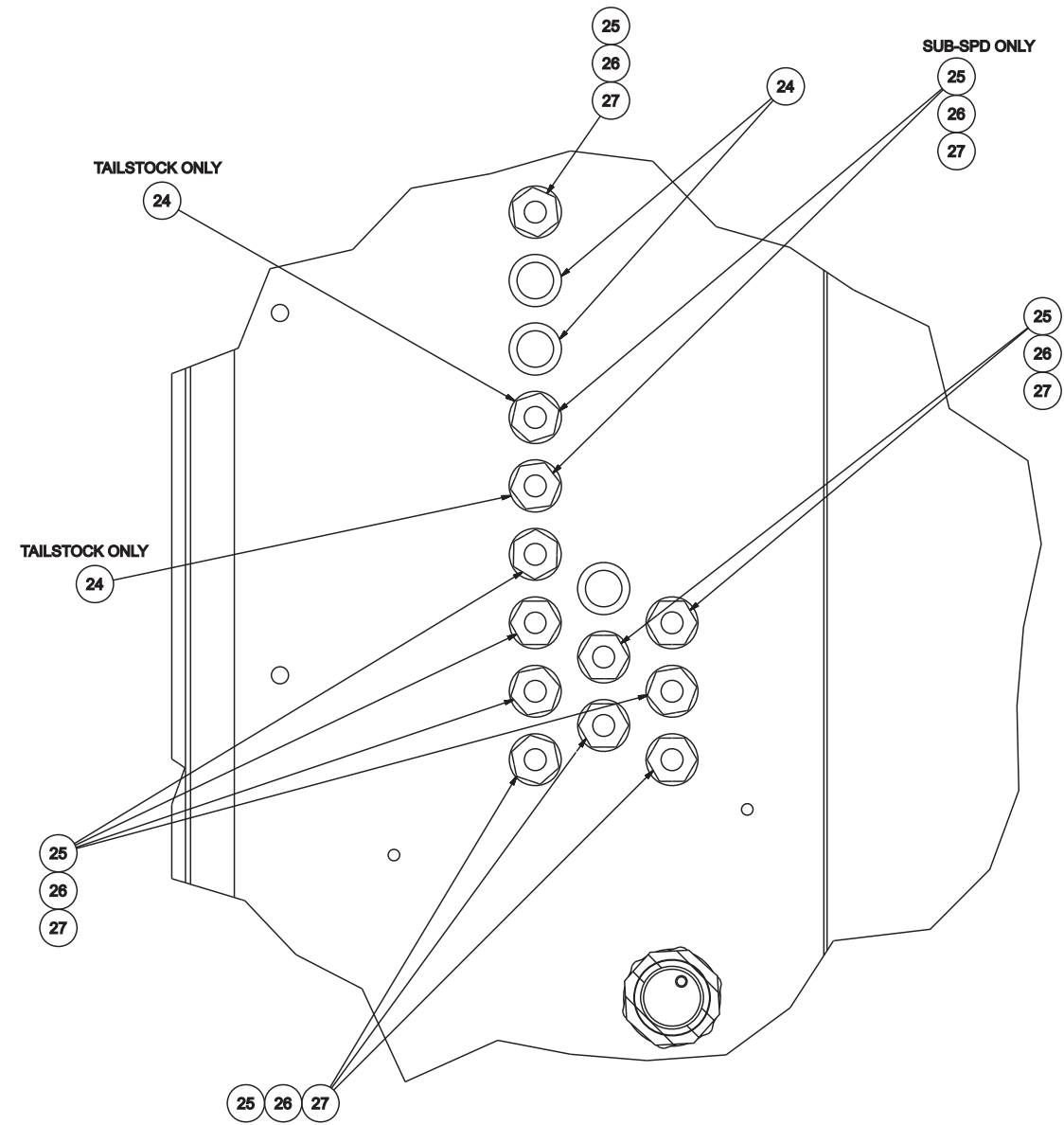


OUTSIDE BACK VIEW DETAIL OF POWER CASE

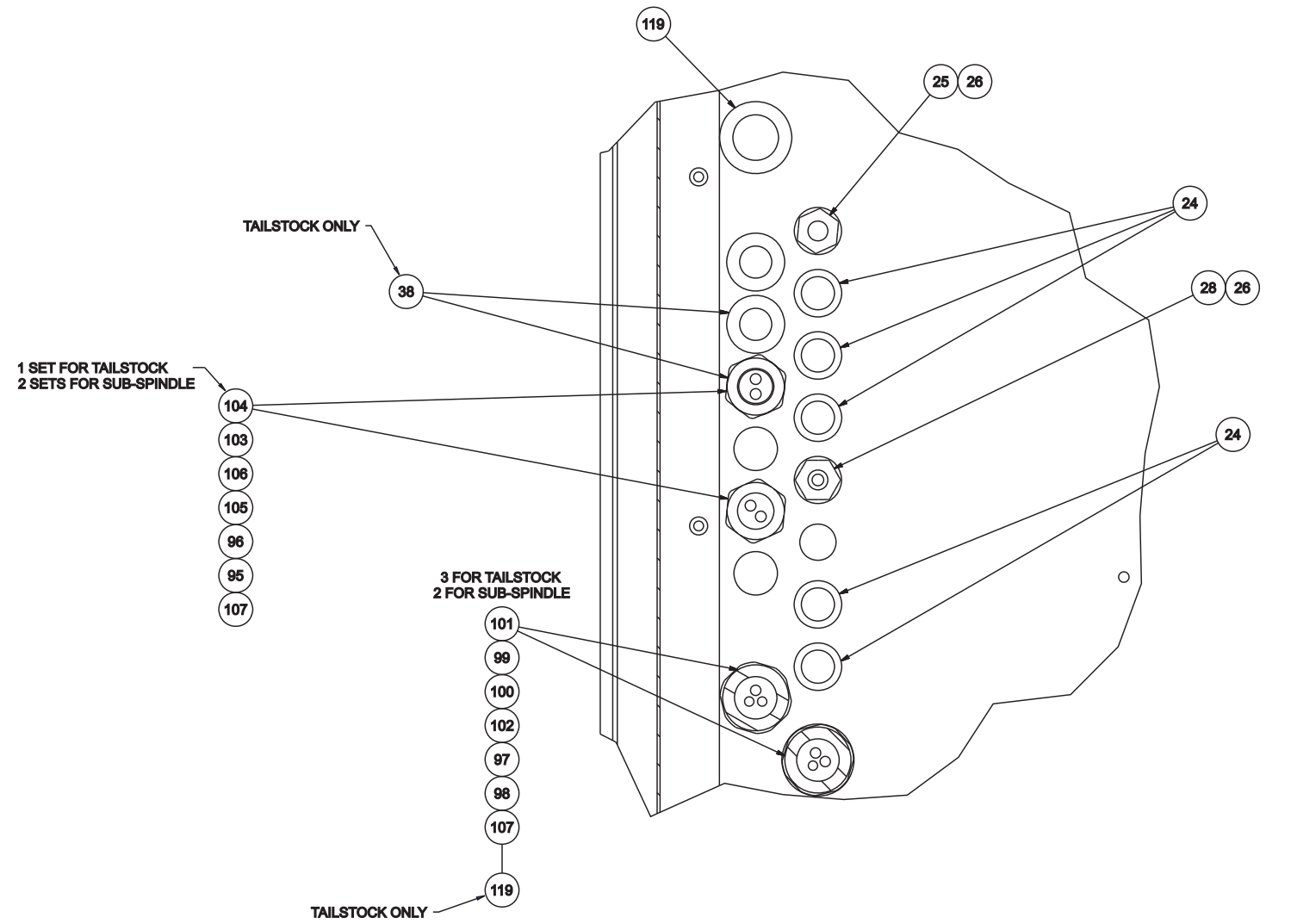
NAME
ML CASE ASSEMBLIES

PART NUMBER
LOA000502001

**Power Case Component Assembly
(ELITE 42 and 51 Series Lathes with Sub-Spindle)**



OUTSIDE LOWER RIGHT SIDE DETAIL VIEW OF POWER CASE



OUTSIDE UPPER RIGHT SIDE DETAIL VIEW OF POWER CASE

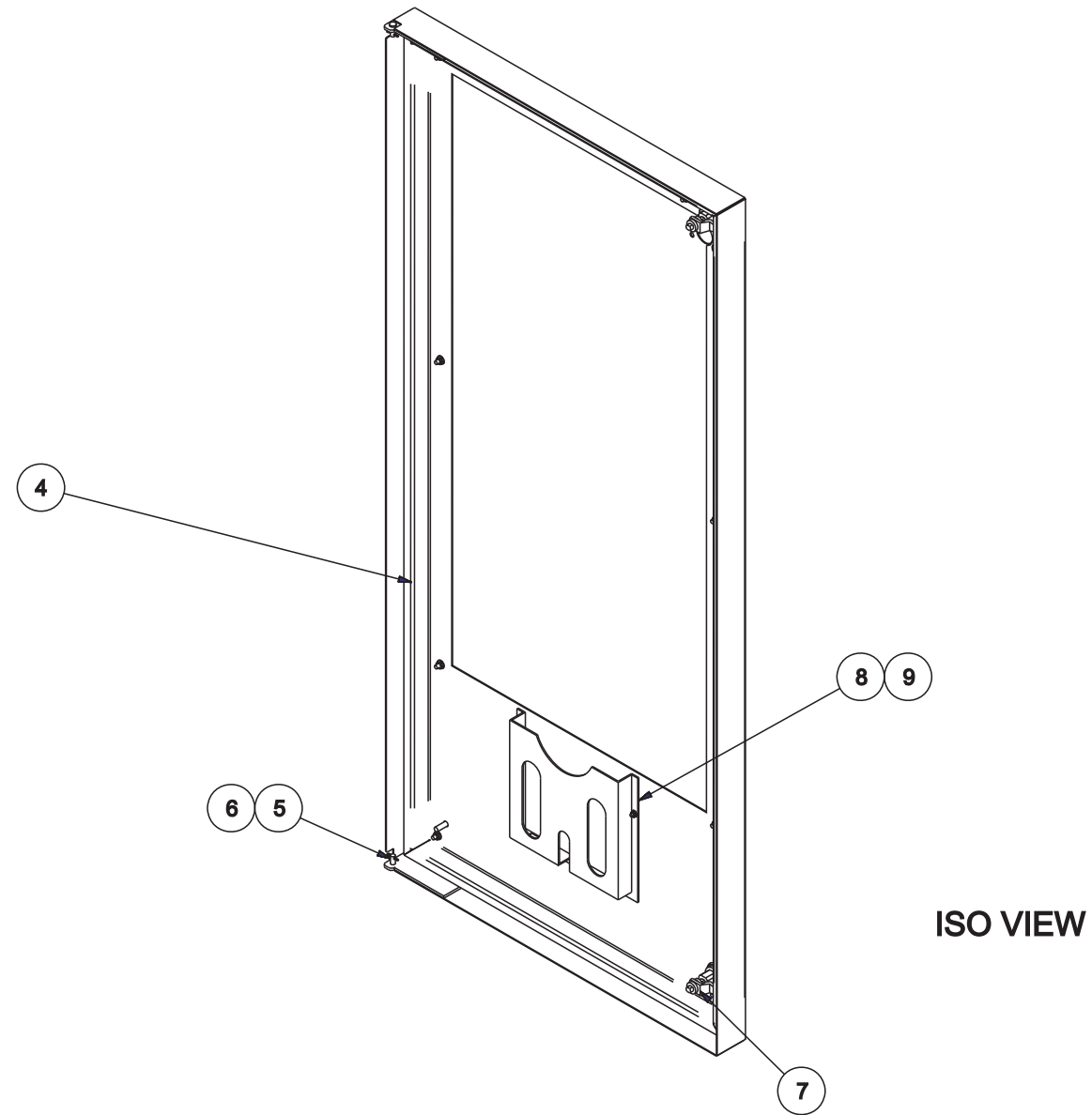
NAME
ML CASE ASSEMBLIES

PART NUMBER
LOA000502001

**Power Case Component Assembly
(ELITE 42 and 51 Series Lathes with Sub-Spindle)**

ITEM	PART NUMBER	QTY	DESCRIPTION
1	TG 0004158CAW1	1	ASSY, POWERCASE WIDE
2	ML 0004158CBFG	1	FINGER GUARD
3	ML 0008122CON	3	CONNECTOR
4	ML 0008122H2	1	BUSSBAR, MIDDLE
5	LP 00081222563	2	MANUAL MOTOR STARTER, 4-6.3
6	ML 0008122C1NO	2	CONTACT BLOCK 1 NO
7	ML 00081229ADC	3	CONTACTOR, 9A 24VDC
8	ML 0010017	4	FUSE BLOCK, CLASS CC
9	MN 0113813	10	NUT, M8 X 1.25 BRASS
10	HG 001022901	1	CONDUIT, 1-1/4"
11	53 001022545	1	CONNECTOR, 1-1/4" 45 DEGREE
12	1250010226	3	GASKET APPLETON
13	MLA0010366PCD	1	TAG, POWER CASE DOOR
14	TT 0011897DP	1	POCKET, DATA
15	CN 0008104	12	MOUNT, CABLE TIE
16	2000010226	2	GASKET 2"
17	2000010225 B	2	FITTING, CONDUIT, 2" STRAIGHT
18	ML 0008122G2	1	BUSSBAR, RIGHT
19	ML 00087761P20	1	POWER SUPPLY, 24VDC 20A
20	SG 000961003	2	FUSE, 15A CLASS CC
21	ML 0010366L1	1	TAG, L1
22	ML 0010366L2	1	TAG, L2
23	ML 0010366L3	1	TAG, L3
24	CK 001033101	17	CAP PLUG 7/8
25	QC 000920701	13	CORD GRIP, .22-.47, 1/2 NPT
26	50 0010226	20	GASKET ASSEMBLY 1/2 INCH
27	AH 0011508	20	NUT, LOCK
28	QC 0009207	7	CORD GRIP, .12-.28, 1/2NPT
29	ML 0011032BU	18	TERMINAL BLOCK, BLUE
30	ML 00110320110	5	MARKER, 1-10
31	ML 0011032J5	3	JUMPER, 5 POINT
32	ML 0011032EC	9	END COVER
33	ML 0008776FG4	2	TRANSFORMER FINGER GUARD
34	ML 0008122F2	1	BUSSBAR, LEFT
35	TG 0011032D1	3	DIN RAIL, DIN1
36	ML 0010366PE	1	TAG, PE
37	ML 0010366 G	4	TAG, GROUND
38	QC 001033103	3	PLUG, 1-1/16" CAP
39	ML 0011032ES	14	END STOPS
40	SG 000961001	6	FUSE, 5A CLASS CC
41	ML 0010359	1	OPERATOR HANDLE
42	SG 000961006	1	FUSE, 2A CLASS CC
43	SG 000961007	1	FUSE, 3A CLASS CC
44	SG 000961011	1	FUSE, 10A, CLASS CC
45	SG 000961012	1	FUSE, 1/2A, CLASS CC
46	ML 0011032J2	7	JUMPER, 2 POINT
47	ML 00081221P3	1	BUSBAR, 1 POLE X 3
48	ML 00081221P2	1	BUSBAR, 1 POLE X 2
49	ML 0011032J4	2	JUMPER, 4 POINT
50	QC 0009188	2	TERMINAL
51	ML 0009188	2	TERMINAL BLOCK
52	ML 0010821D4	1	WIRE DUCT, DUCT4
53	LC 0009623	16	CLIP, RETAINING
54	ML 000812202	1	BUSBAR, 2 X 45MM
55	LC 000812203	16	RELAY, MINI 24VDC
56	ML 000812225AD	1	CONTACTOR, 25A 24VDC
57	ML 0010190M520	7	STANDOFF, 5MM X 20MM
58	SG 001001702	2	HOLDER, FUSE 1P/W IND.CC FUSE
59	ML 0011032GY	16	TERMINAL BLOCK, GRAY
60	LC 0011791	2	I/O MODULE PHOENIX
61	SG 001001703	3	HOLDER, FUSE 1P/W/O IND.CC
62	ML 0011032D4	1	DIN RAIL, DIN4
63	ML 0011032D6	1	DIN RAIL, DIN6
64	ML 0010646	1	METER, RUN TIME
65	ML 0008122FG1	1	CIRCUIT BREAKER FINGER GUARD
66	ML 0008122D2	1	BUSSBAR, MIDDLE
67	MLA0008776	1	TRANSFORMER 350KVA
68	ML 0008122E2	2	BUSSBAR, LEFT/RIGHT
69	ML 0011032D1	2	DIN RAIL, DIN1
70	ML 0008122ES01	1	RELAY, EMERGENCY STOP
71	SE 000812280	1	CONTACTOR, 80A 24VDC
72	ML 000812204	1	BUSBAR, 4 X 45MM
73	ML 000812270B	1	CIRCUIT BREAKER. 70A
74	ML 0008122125B	1	CIRCUIT BREAKER. 125A
75	AH 0009910	5	CABLE, TIE
76	TG 0010821D1	2	WIRE DUCT, DUCT1
77	HG 001011560	1	COVER, W/O LIVE TOOLING CE
78	53 001022535	1	CONNECTOR, 1-1/4 STRGHT, MET.
79	1250010229	28	CONDUIT, 1-1/4", SEALTITE
80	53 001022555	1	CONNECTOR, 1-1/4, 90 DEG, MET.
81	AX 0010116RS	1	GASKET FOR RS232
82	SG 000961020	3	FUSE, CLASS CC - 30A
83	SR 0010366LB	1	TAG, ELECTRICAL
84	ML 00081220610	1	MANUAL MOTOR STARTER, 6-10A
85	ML 00081222540	1	MANUAL MOTOR STARTER 2.4-4.
86	ML 0011736SMC	3	PRESSURE SWITCH, ADJUSTABLE
88	QCA0011844ENAT	1	PANEL, OPERATOR
89	TG 0010115DAP	1	COVER, DRIVE ADAPTER
91	SG 001011603	113	GASKET, EMI FOR CRT, KEYBRD
95	AH 001150801	2	LOCKNUT, .75 INCH
96	75 0010226	2	SEAL, .75 INCH
97	1000010226	2	SEAL, 1 INCH
98	DB 00092074B	2	BODY, CORD GRIP, 1", FORM 4
99	DB 00092073X3A	2	GROMMET, FORM 4, 3x.225
100	DB 00092074W	2	WASHER, FORM 4
101	DB 00092074N	2	COMPRESSION NUT, FORM 4
102	KH 0011508	2	LOCK NUT, 1 INCH
103	DB 00092072X3A	2	GROMMET FORM 3 2 X .328
104	DB 0009207 B	2	NUT CORD GRIP
105	DB 00092073B	2	BODY,CORD GRIP, 3/4" FORM 3
106	NT 000920711	2	WASHER
107	5 0002024	5	PIN, DOWEL
108	CM 0010366BF	1	TAG, BARFEED PLUGS
119	VL 001033102	2	PLUG, 1-1/16" CAP

Power Case Door
(ELITE 27MS Lathe, ELITE 42 and 51 Series Lathes with Tailstock)



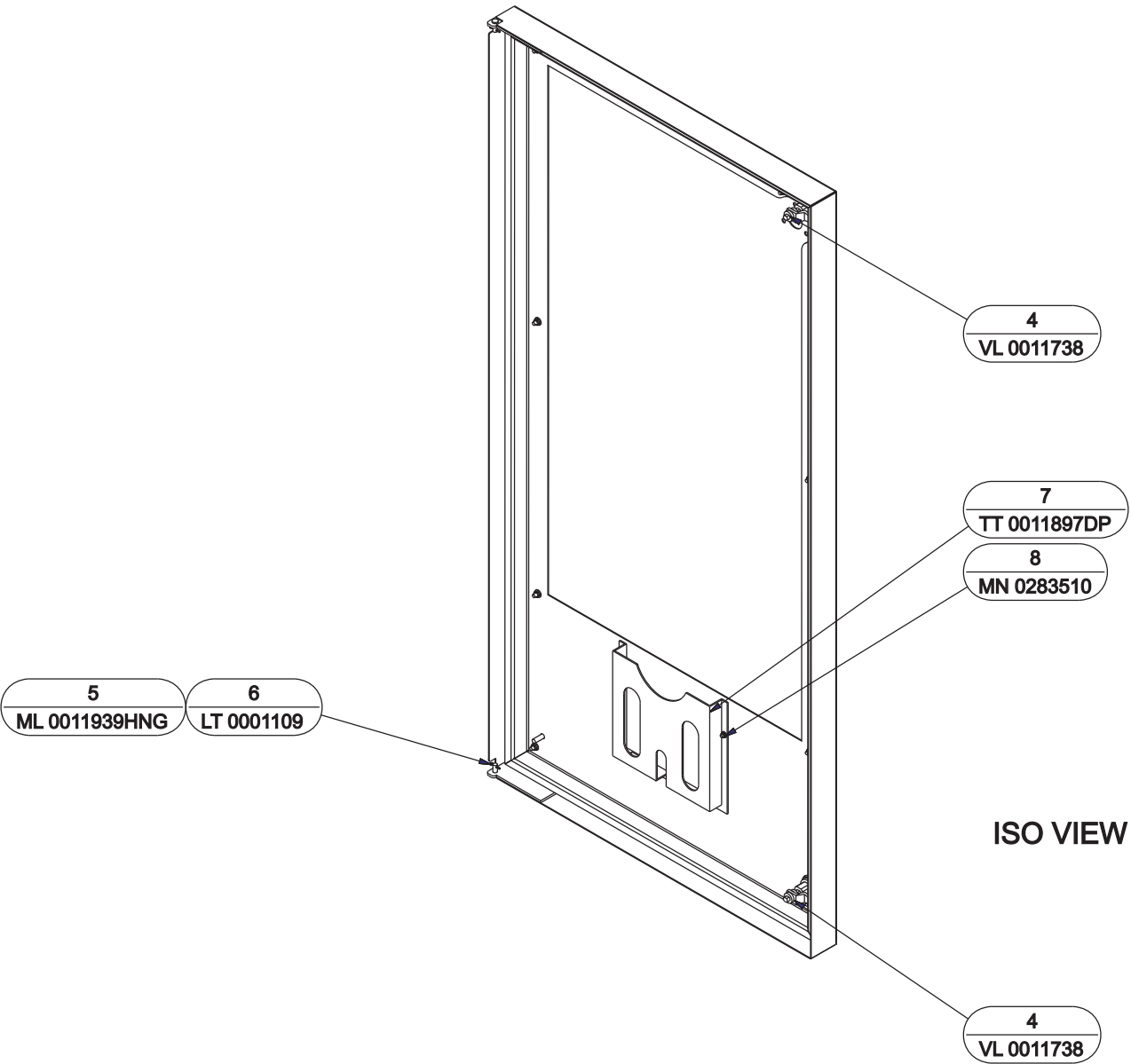
ISO VIEW

ITEM	PART NUMBER	QTY	DESCRIPTION
2	ML 0004158DRHG	2	HINGE, POWER CASE DOOR
3	ML 0003780STFF	1	STIFFENER, POWER CASE DOOR
4	SG 001080502	15	TAPE, EMI FOIL .430"
5	ML 0011939HNG	2	PIN, HINGE
6	LT 0001109	2	PIN, COTTER
7	VL 0011738	2	LATCH, DOOR, VISE ACTION
8	TT 0011897DP	1	POCKET, DATA
9	MN 0283510	2	NUT, SER HEX FLANGE, M5X0.8

NAME
DOOR, POWER CASE

PART NUMBER
ML 0003780CEDR

**Power Case Door
(ELITE 42 and 51 Series Lathes with Sub-Spindle)**

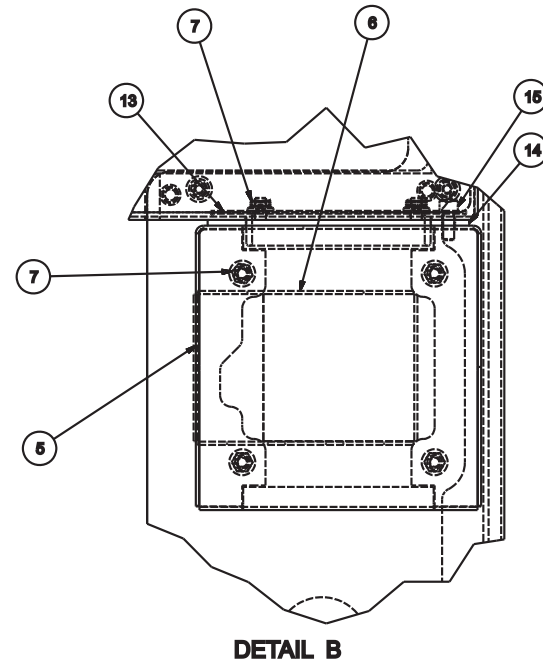
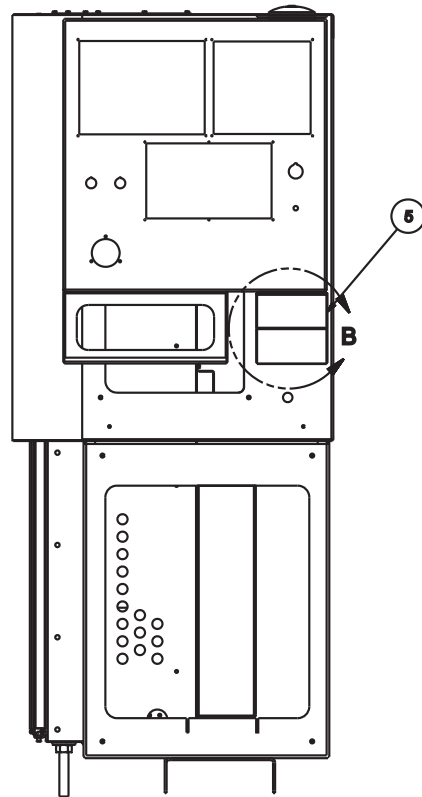
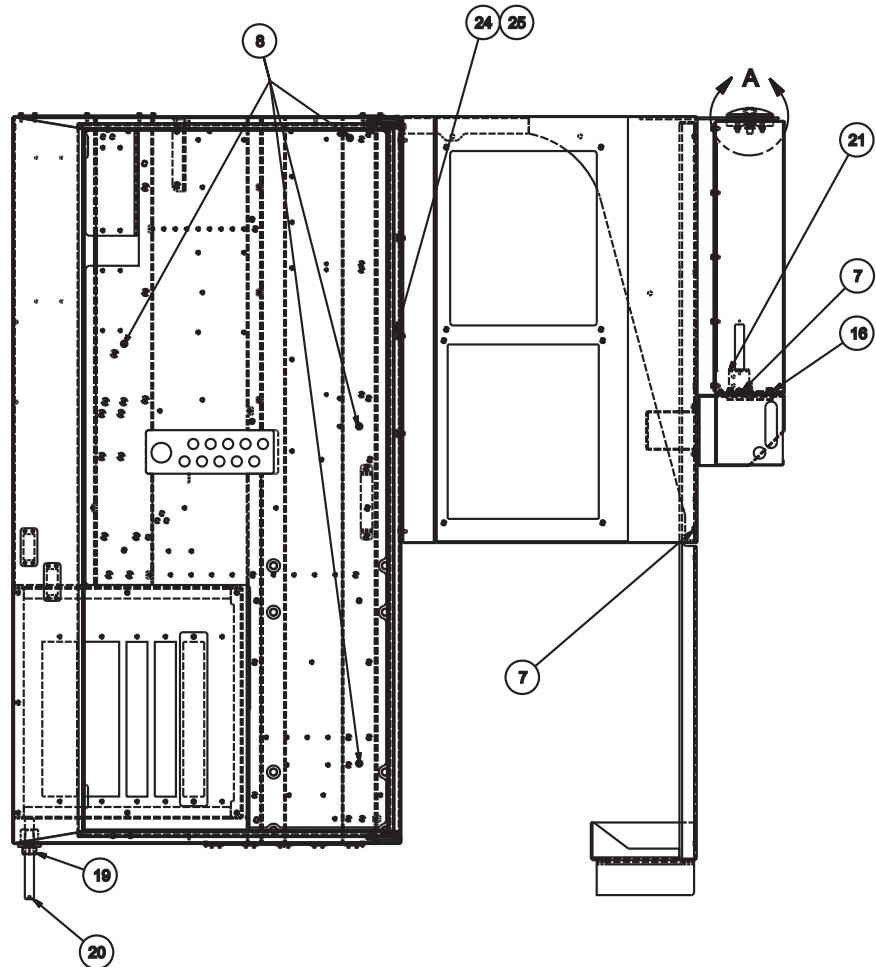
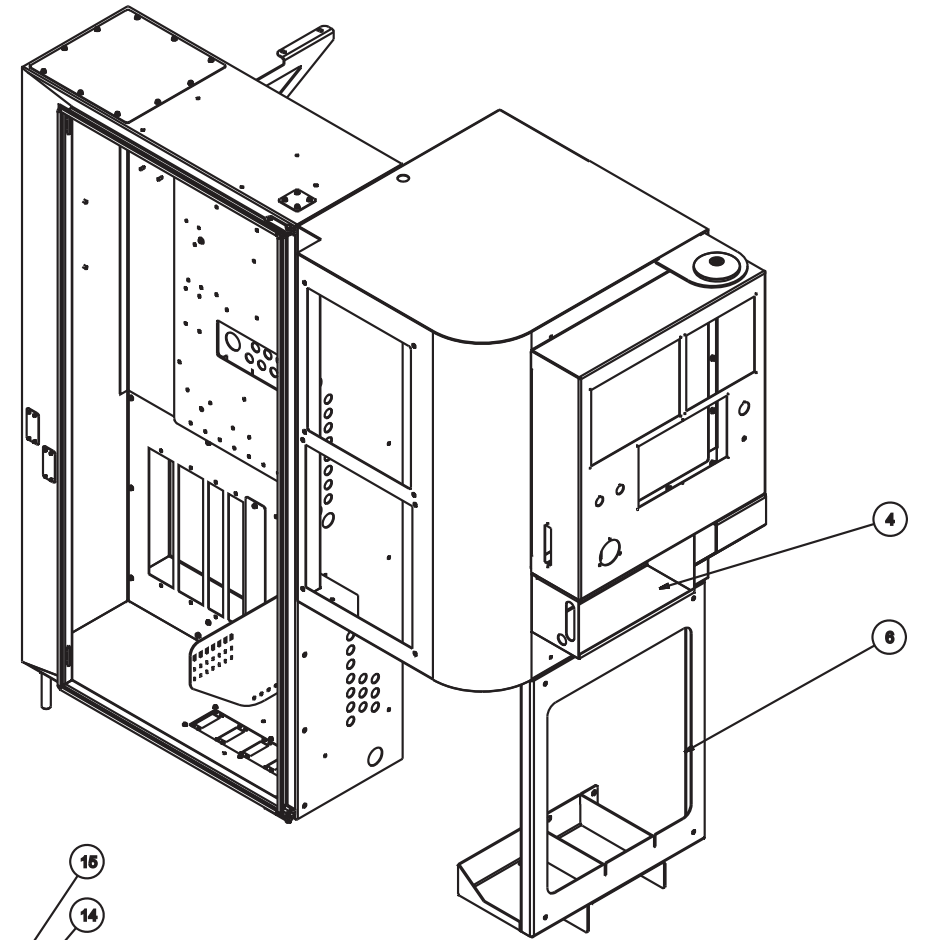
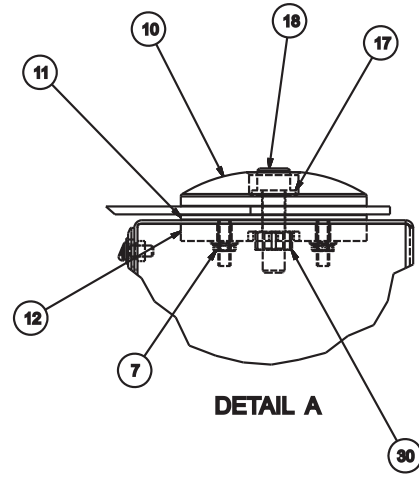
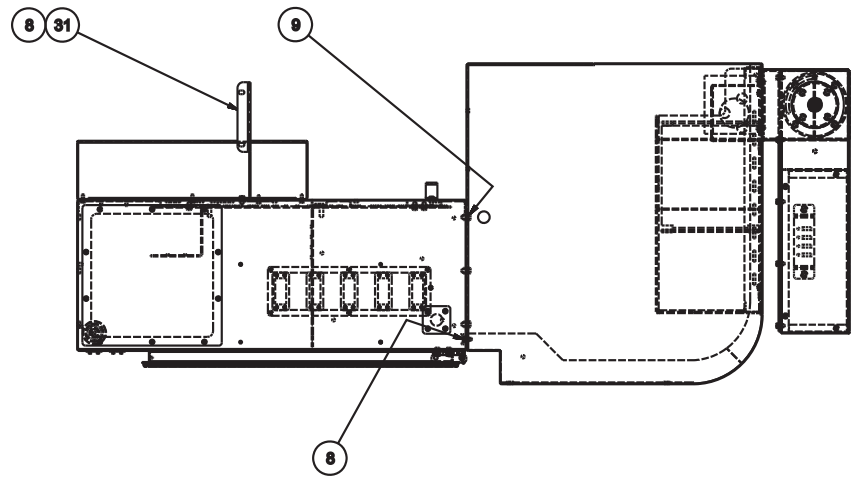


ITEM	PART NUMBER	QTY	DESCRIPTION
4	VL 0011738	2	LATCH, DOOR, VISE ACTION
5	ML 0011939HNG	2	PIN, HINGE
6	LT 0001109	2	PIN, COTTER
7	TT 0011897DP	1	POCKET, DATA
8	MN 0283510	2	NUT, SER HEX FLNG, M5X0.8

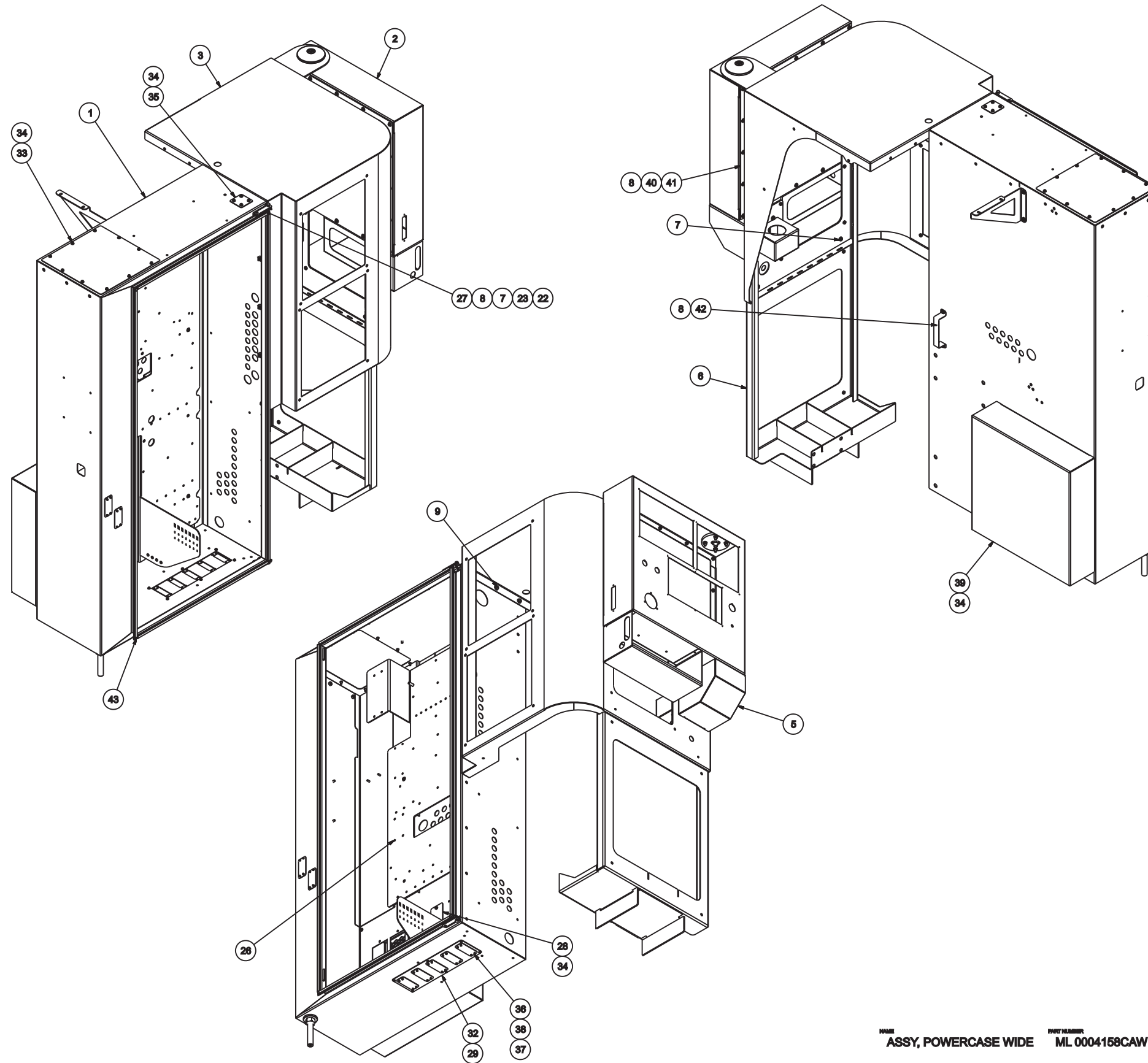
NAME
DOOR, POWER CASE

PART NUMBER
TG 0003780CEDR

Power Case Enclosure



ASSY, POWERCASE WIDE ML 0004158CAW




NAME ASSY, POWERCASE WIDE PART NUMBER ML 0004158CAW

Power Case Enclosure

ITEM	PART NUMBER	QTY	DESCRIPTION
1	ML 0004158PCW	1	POWER CASE ASSEMBLY
2	ML 0000221CHCE	1	CONTROL HOUSING
3	ML 0010115CUL	1	COVER, UPPER LEFT
4	ML 0000221TLTR	1	TRAY, TOOL
5	ML 0000221KNUC	1	BASE, CONTROL HOUSING
6	ML 000199012	1	SUPPORT, LEFT END
7	MN 0283610	22	NUT, SER HEX FLANGE, M6X1
8	MS 0303617SA	30	SCREW ASSEMBLY, M6X1X16MM
9	MS 0303817SA	3	M8X16MM BHCS/WASHER ASSEMBLY
10	ML 0000221TPPN	1	PLATE, CONTROL HOUSING TOP
11	ML 0000221TPSM	1	SHIM, CONTROL HOUSING TOP
12	ML 0000221TPRN	1	RING, CONTROL HOUSING TOP
13	ML 0000221BTRN	1	RING, CONTROL HOUSING BOTTOM
14	ML 0000221KNSM	1	SHIM, CONTROL HOUSING BOTTOM
15	MS 0103617	1	SCREW, SHC, M6X1X16MM
16	MN 0283510	4	NUT, SER HEX FLNG, M5X0.8
17	MW 0104210	1	WASHER, FLAT, STL, M12
18	MS 0104223	1	SCREW, SHC, M12X1.75X45MM
19	MN 0115010	1	NUT, HEX, STL, M20X2.5
20	LC 0009455	1	FOOT, POWERCASE
21	ML 001082104	1	BAR, GROUND
22	LT 0001109	2	PIN, COTTER
24	CN 0008104	3	MOUNT, CABLE TIE
25	MS 0303616	3	SCREW, BTHD M6X1X12MM
26	ML 0004158PCPC	1	PANEL, POWER CASE EMC
27	ML 0004158KSHG	2	BRACKET, POWER CASE HINGE
28	HG 001011560	1	COVER, W/O LIVE TOOLING CE
29	MS 0303415SA	6	SCREW ASSEMBLY, M4X.7X10MM
30	MN 0114210	1	NUT, HEX, STL, M12X1.75
31	ML 0003990RFGS	1	GUSSET, ROOF
2	ML 0010115HPC	1	COVER, OPTION PLUGS
33	ML 0010115PCCW	1	COVER, PWR DROP, FILTER WIDE
34	MS 0303517SA	23	SCREW, BH M5X.8X16 ASSY
35	QC 001011530	1	COVER, WITHOUT STACK LIGHT
36	QC 0010115LPO	7	COVER, LESS PLUGIN
37	MW 0263310	28	WASHER, EXT. STAR M3
38	MS 0303314	28	SCREW, BTHD M3X0.5X8MM
39	ML 0010115DRVW	1	COVER, FANUC DRIVE WIDE
40	ML 0010116OP	1	GASKET, OPERATOR PANEL
41	ML 0010115CHBC	1	COVER, CONTROL HOUSING BACK
42	ML 0004158CLMP	1	CLAMP, POWER CASE HOSE
43	SG 001011602	216	GASKET, EMI/RFI (6'LENGTHS)

HEADWALL (INSIDE)



- 1
- 3
- 9
- 10
- 26
- 27



- 11
- 12
- 13
- 14
- 19
- 20
- 28
- 29


HEADWALL (INSIDE)

POWERCASE (INSIDE)



- 5
- 23
- 24
- 25

VDI TOP PLATE




- 1
- 2
- 4
- 6
- 7
- 8

ITEM	PART NUMBER	QTY	DESCRIPTION
1	LP 001194470	1	TOOLHOLDER, RD
2	20450017250000	1	HDB-10M TOOL BUSHING 25MM
3	CS 0010448	1	BRACKET, MOUNTING 0MM
4	SB 000253604	1	PROBE, LP2
5	MC 000253605	1	MODULE, MI12 INTERFACE
6	SB 000253605	1	STYLI, CRANKED RUBY
7	CSA0002536MP	1	OPTICAL MODULE PROBE
8	SB 000253606	1	SCREW, STYLUS
9	CS 000299010	1	COVER, PROTECTIVE 0MM
10	MC 000253602	1	UNIV OPTICAL 0MM
11	DB 0009207 W	1	WASHER, CONNECTOR
12	DB 00092079E	1	GROMMET
13	SB 0010785	1	BODY, 90 DEG CONNECTOR
14	SBA0006966	1	CLAMP
16	LC 000812203	1	RELAY, MINI 24VDC
17	LC 0009623	1	CLIP, RETAINING
18	QC 0009207	1	CORD GRIP, .12-.28, 1/2 NPT
19	50 0010226	2	GASKET ASSY, 1/2"
20	AH 0011508	2	NUT, LOCK
21	LM 0008104	6	TIE, CABLE
22	AD 0008104	6	TIE, PLASTIC
23	ML 0004158PH	1	HOLDER, MODULE - PROBE
24	MS 0303515SA	2	SCREW ASSY, BT HD M5 X 10MM
25	MS 0303415SA	4	SCREW ASSY, BT HD M4 X 10MM
26	SB 001022902	3	CONDUIT, FLEXIBLE
27	MS 0303516SA	3	SCREW ASSY, BT HD M5 X 12MM
28	MS 0303617SA	1	SCREW ASSY, BT HD M6 X 16MM
29	DB 0009207 B	1	NUT, CORD GRIP

NAME: LAYOUT, PART PROBE (ML)
PART NUMBER: LO 0005139
VDI TOP PLATE

Probe, Part [Option]
(ELITE 42 and 51 Series Lathes)

HEADWALL (INSIDE)



- 1 3
- 2 27
- 1 9
- 1 10
- 2 26


HEADWALL (INSIDE)



- 1 28
- 1 14
- 1 29
- 1 20
- 1 19
- 1 13
- 1 12
- 1 11

HEADWALL (INSIDE)

VDI TOP PLATE



- 1 8
- 1 6
- 1 4
- 1 7
- 1 2
- 1 1

POWERCASE (INSIDE)

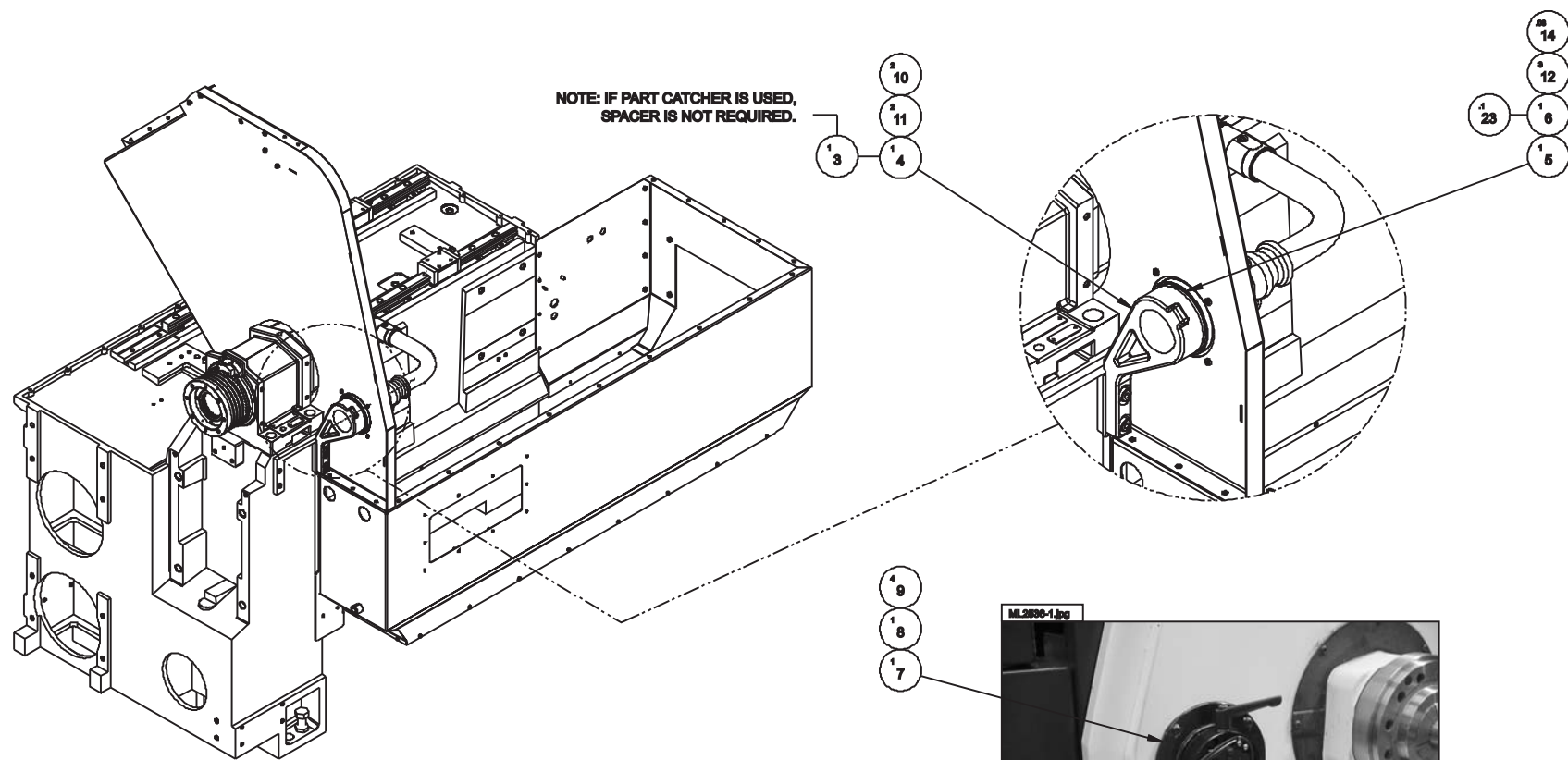


- 1 23
- 2 24
- 1 5
- 4 25

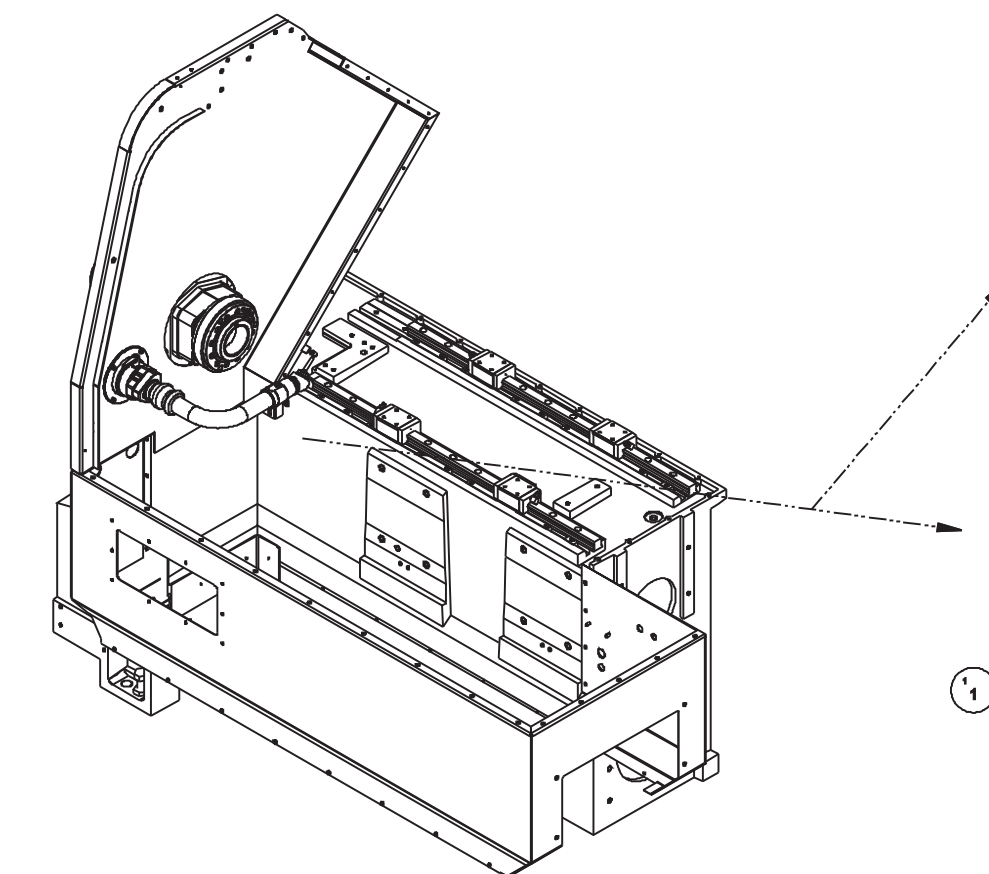
ITEM	PART NUMBER	QTY	DESCRIPTION
1	TTA001194424A	1	TOOLHOLDER, RD - 32MM
2	20450017250000	1	HDB-10M TOOL BUSHING 25M
3	CS 0010448	1	BRACKET, MOUNTING 0MM
4	SB 000253604	1	PROBE, LP2
5	MC 000253605	1	MODULE, MI12 INTERFACE
6	SB 000253605	1	STYLI, CRANKED RUBY
7	CSA0002536MP	1	OPTICAL MODULE PROBE
8	SB 000253606	1	SCREW, STYLUS
9	CS 000299010	1	COVER, PROTECTIVE 0MM
10	MC 000253602	1	UNIV OPTICAL 0MM
11	DB 0009207 W	1	WASHER, CONNECTOR
12	DB 00092079E	1	GROMMET
13	SB 0010785	1	BODY, 90 DEG CONNECTOR
14	SBA0006966	1	CLAMP

ITEM	PART NUMBER	QTY	DESCRIPTION
16	LC 000812203	1	RELAY, MINI 24VDC
17	LC 0009623	1	CLIP, RETAINING
18	QC 0009207	1	CORD GRIP, .12-.28, 1/2 NPT
19	50 0010226	2	GASKET ASSY, 1/2"
20	AH 0011508	2	NUT, LOCK
21	LM 0008104	6	TIE, CABLE
22	AD 0008104	6	TIE, PLASTIC
23	ML 0004158PH	1	HOLDER, MODULE - PROBE
24	MS 0303515SA	2	SCREW ASSY, BT HD M5 X 10MM
25	MS 0303415SA	4	SCREW ASSY, BT HD M4 X 10MM
26	SB 001022902	3	CONDUIT, FLEXIBLE
27	MS 0303516SA	3	SCREW ASSY, BT HD M5 X 12MM
28	MS 0303617SA	1	SCREW ASSY, BT HD M6 X 16MM
29	DB 0009207 B	1	NUT, CORD GRIP

NAME: LAYOUT, PART PROBE (ML)
PART NUMBER: LO 0004961
VDI TOP PLATE



LEFT SIDE OF MACHINE
TOOL PROBE SHOWN
WHEN NOT IN USE



CAP OFF WITH
TOOL PROBE
REMOVED



SHOWN WITH
TOOL PROBE
INSTALLED

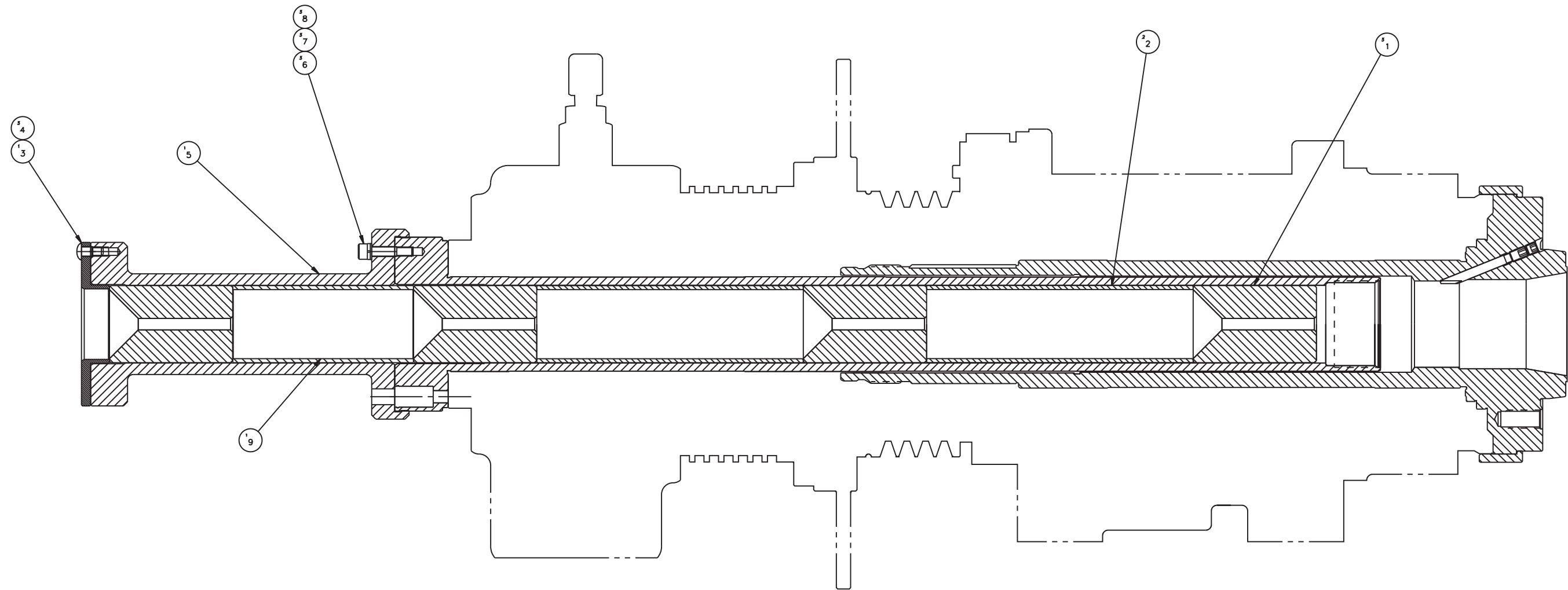
NAME LAYOUT, ML TOOL PROBE ASSEMBLY

REV NUMBER LO 0004980

Probe, Tool [Option]

ITEM	PART NUMBER	QTY	DESCRIPTION
1	ML 000253601	1	PROBE, TOOL
2	ML 0000221RENEW	1	BRACKET, DOCKING
3	ML 000253606	1	SPACER, PROBE BRACKET
4	ML 000253605	1	BRACKET, TOOL PROBE
5	ML 000253602	1	SPACER, TOOL PROBE
6	OR 0005258	1	O-RING
7	ML 000253603	1	RING, SEAL
8	ML 0010116LTP	1	GASKET, TOOL PROBE
9	MS 0303516SA	4	SCREW ASSY, BUTT HD M5 X 12MM
10	MS 01040220	2	SCREW, SHC M10 X 30MM
11	MW 0194210	2	WASHER, LOCK M10
12	MS 0103619	3	SCREW, SHC M6 X 25MM
13	MS 0303617SA	4	SCREW ASSY, BUTT HD M5 X 16MM
14	NC 0010884	0.03	THREADLOCKER, LOCTITE 242
16	LC 000812203	4	RELAY, MINI 24VDC
17	LC 0009623	4	CLIP, RETAINING
18	QC 0009207	1	CORD GRIP, .12-.28, 1/2NPT
19	50 0010226	1	GASKET ASSY, 1/2 INCH
20	AH 0011508	1	NUT, LOCK
21	LM 0008104	6	TIE, CABLE
22	AD 0008104	6	TIE, PLASTIC
23	MC 0010994	0.1	GREASE, O-RING
25	MN 0283610	4	NUT, SER HEX FLANGE M6 X 1.0

ITEM	PART NUMBER	QTY	DESCRIPTION
1	SG 0012017	3	BUSHING, SPINDLE LINER
2	ML 001201742	2	SPACER, SPINDLE LINER
3	QB 000406802	1	NUT, SPINDLE LINER
4	MS 0303516	3	SCREW, BH M5X0.8X12MM
5	ML 001201742EX	1	EXTENSION, SPINDLE LINER
6	MS 0103519	3	SCREW, SHC M5-0.8 X 25MM
7	MW 0103510	3	WASHER, FLAT M5
8	MW 0193510	3	WASHER, LOCK M5
9	ML 00120174201	1	SPACER, SPINDLE LINER

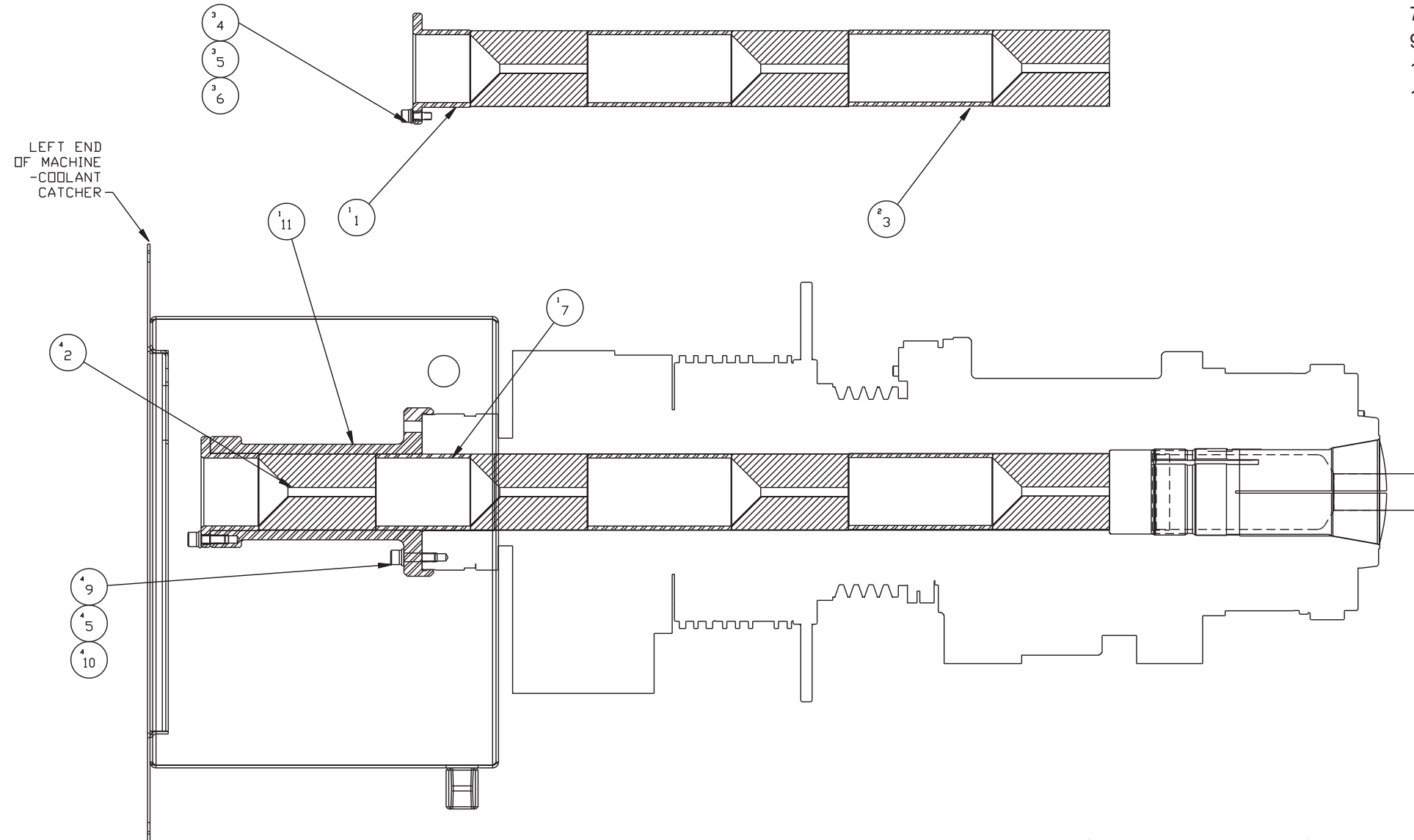


NAME
KIT, 42MM SPINDLE LINER

PART NUMBER
ML 001201742K

**Spindle Liner Kit
(ELITE 51 Series Lathe)**

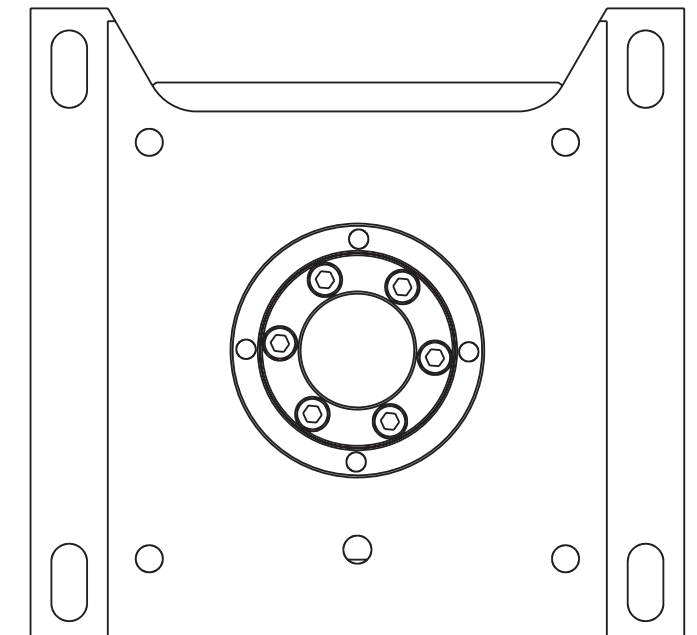
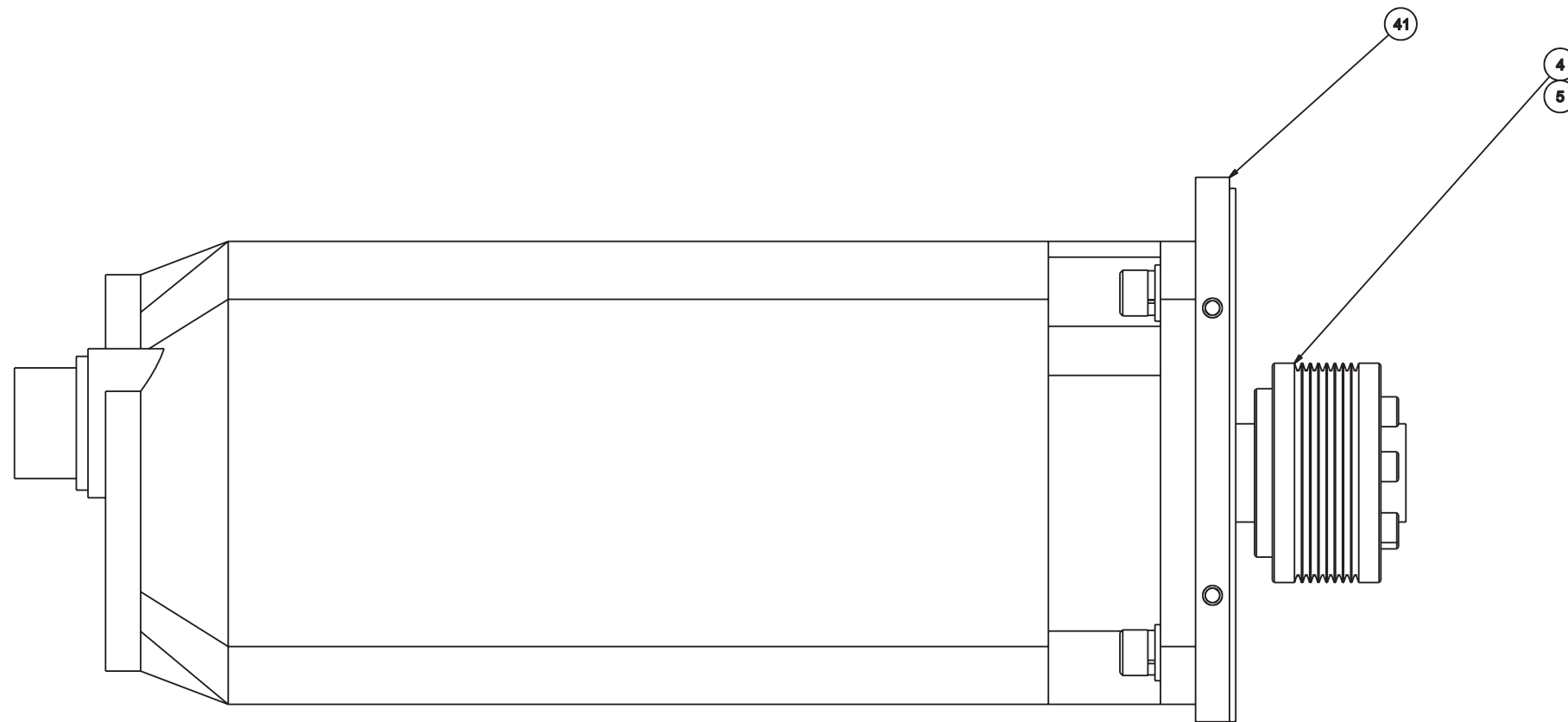
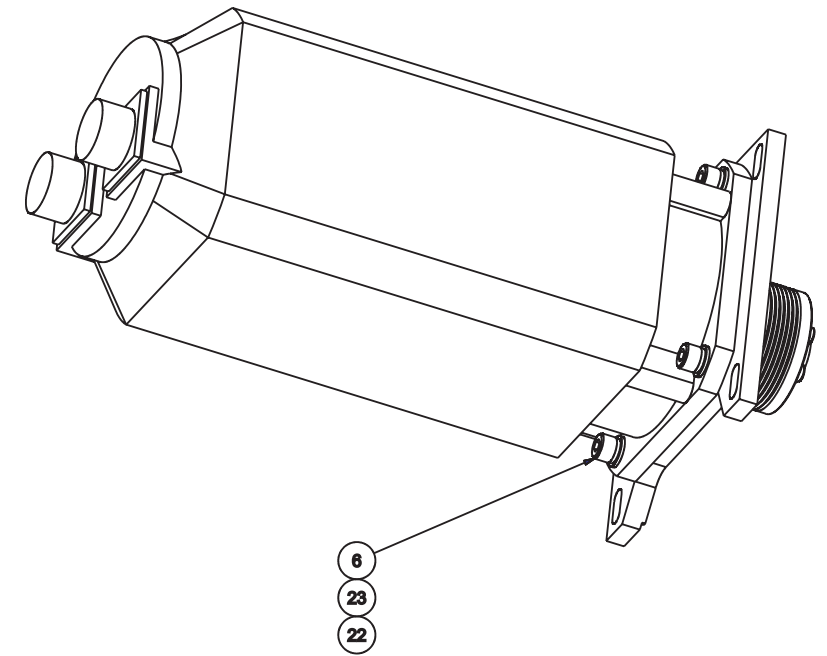
ITEM	PART NUMBER	QTY	DESCRIPTION
1	QC 000406802	1	NUT, SPINDLE LINER
2	SG 001201701	4	BUSHING, SPINDLE LINER
3	ML 001201751	2	SPACER, SPINDLE LINER
4	MS 0103618	3	SCREW, SOC.HD.CAP M6X1.0X20MM
5	MW 0103610	7	WASHER, FLAT M6 STEEL
6	MW 0183610	3	WASHER, LOCK M6 REG.
7	ML 001201751S	1	SPACER, SPINDLE LINER
9	MS 0103619	4	SCREW, SOC HD M6x 25MM
10	MW 0193610	4	WASHER, LOCK M6
11	ML 001201751EX	1	LINER, SPINDLE EXTENSION



NAME
SPINDLE LINER KIT, 51MM

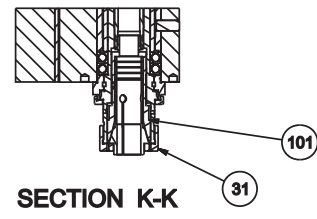
PART NUMBER
LQ 0004942

Sub-Spindle
(ELITE 27MS Lathe)

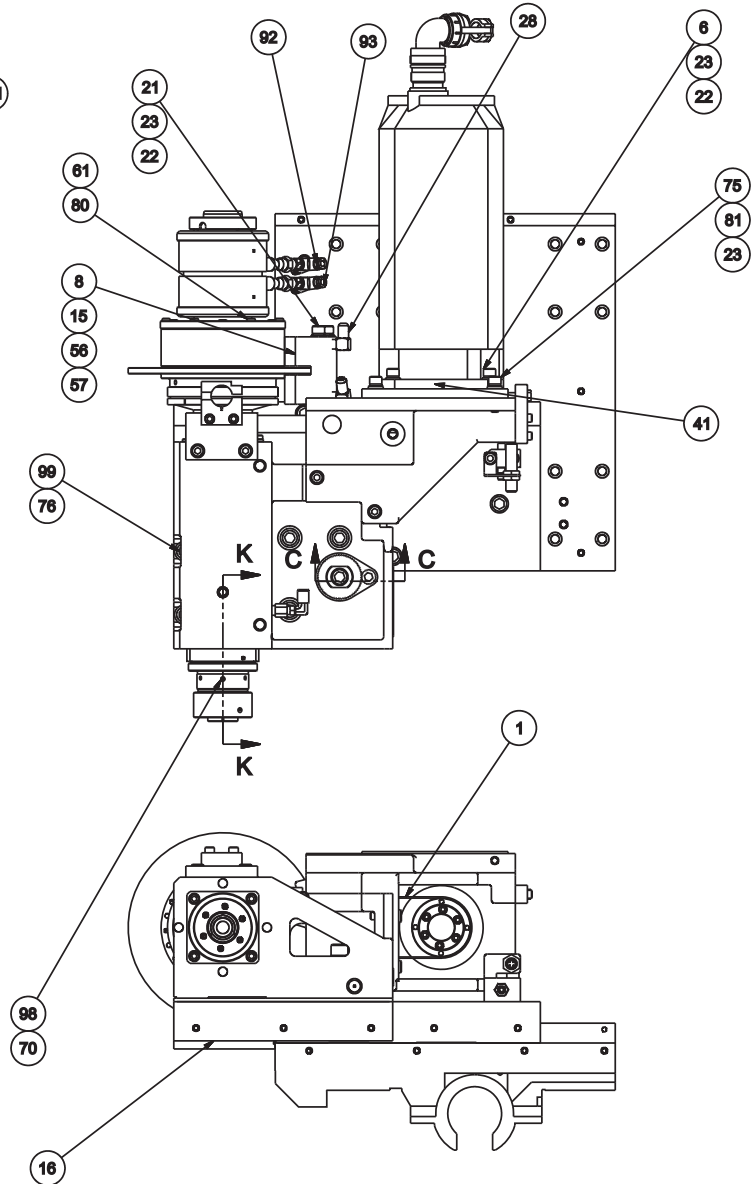
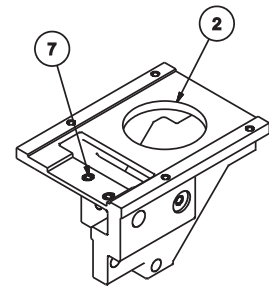


NAME ELITE 27 SUB SPINDLE ASSEMBLY PART NUMBER MLA0000004EL27

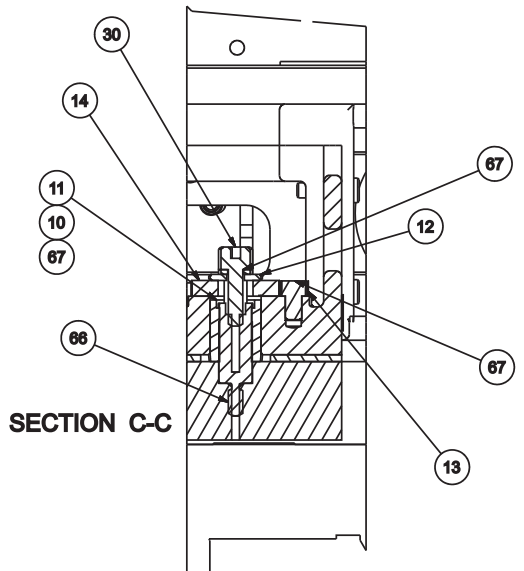
Sub-Spindle
(ELITE 27MS Lathe)



SECTION K-K

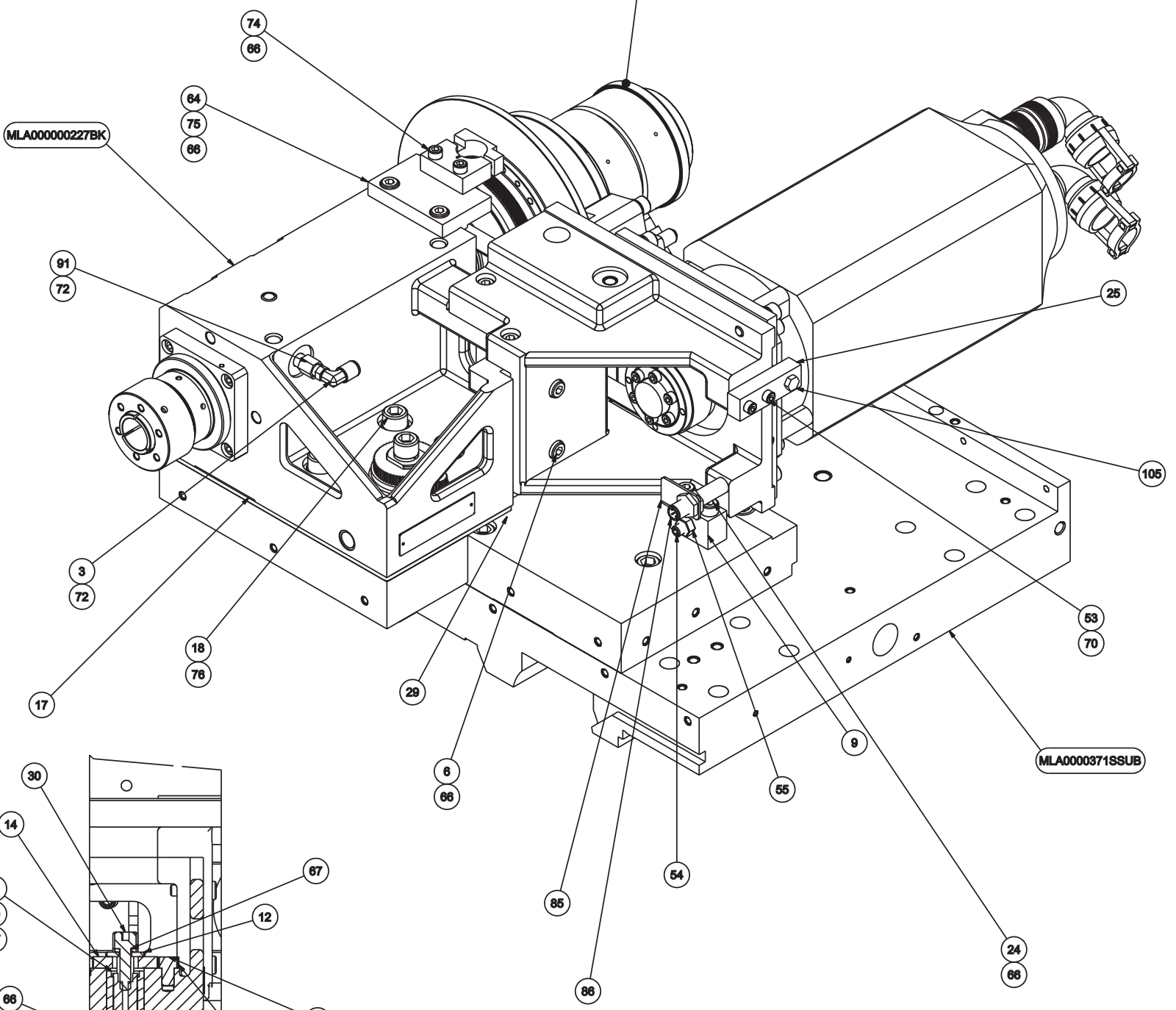


SECTION C-C



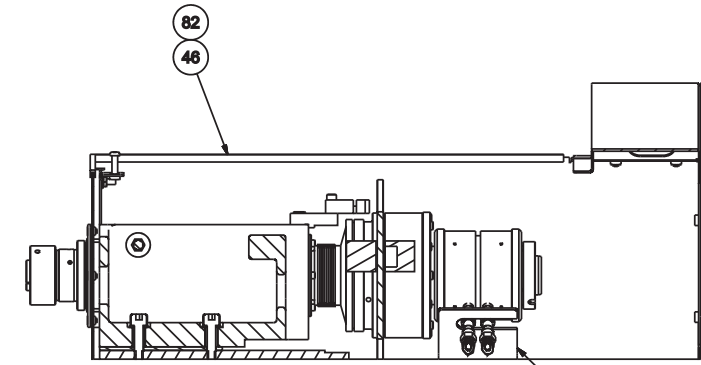
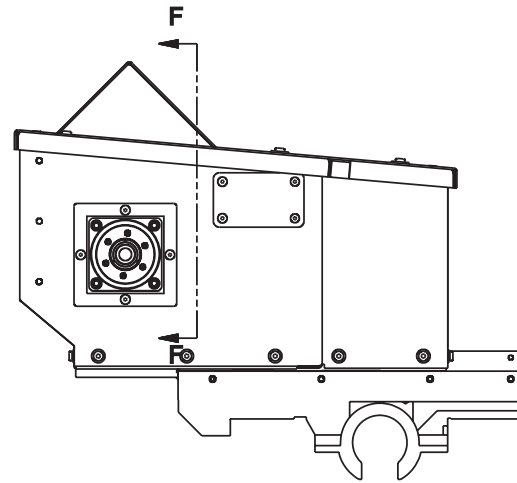
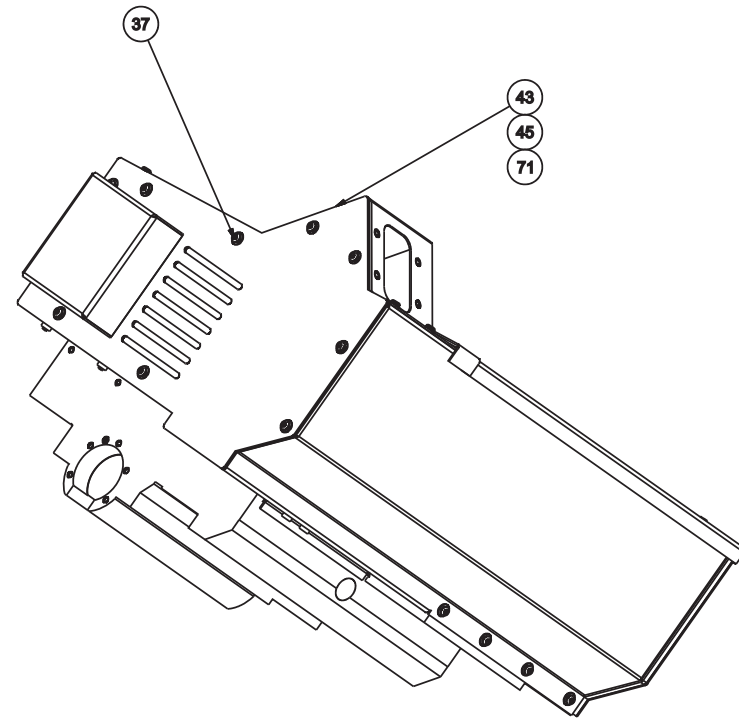
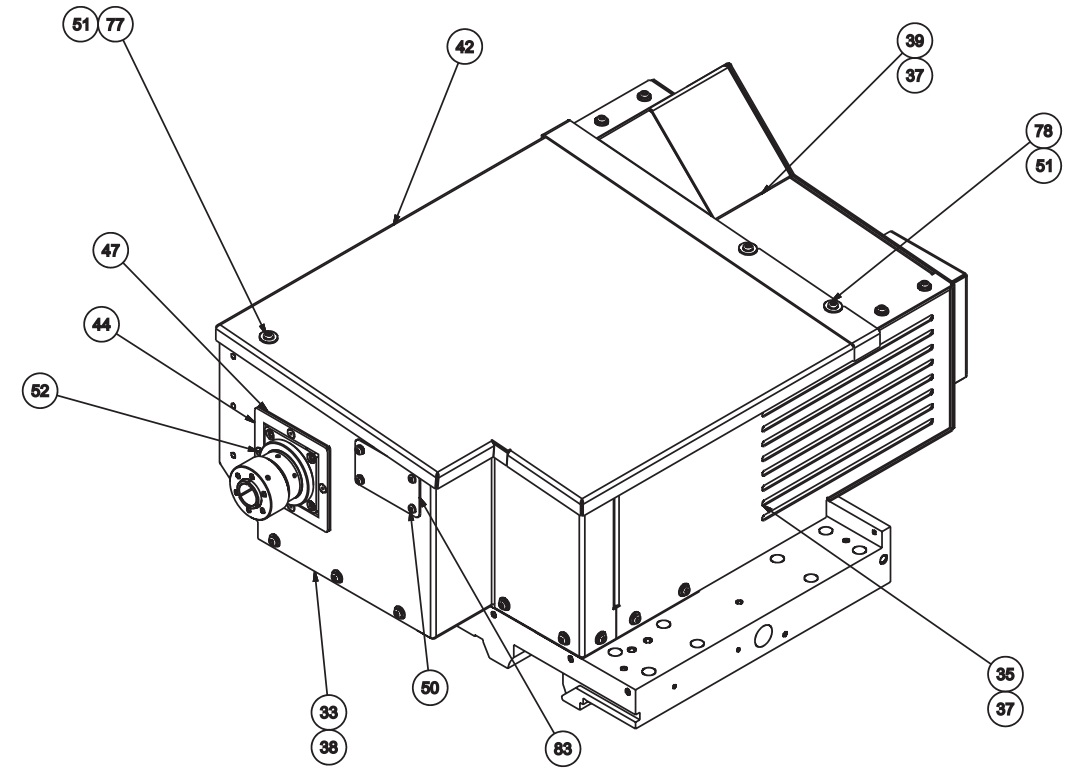
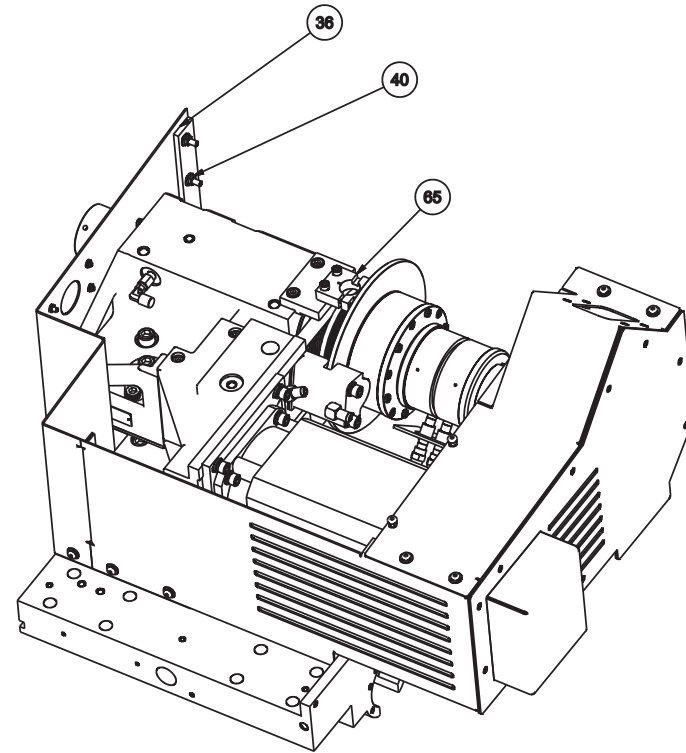
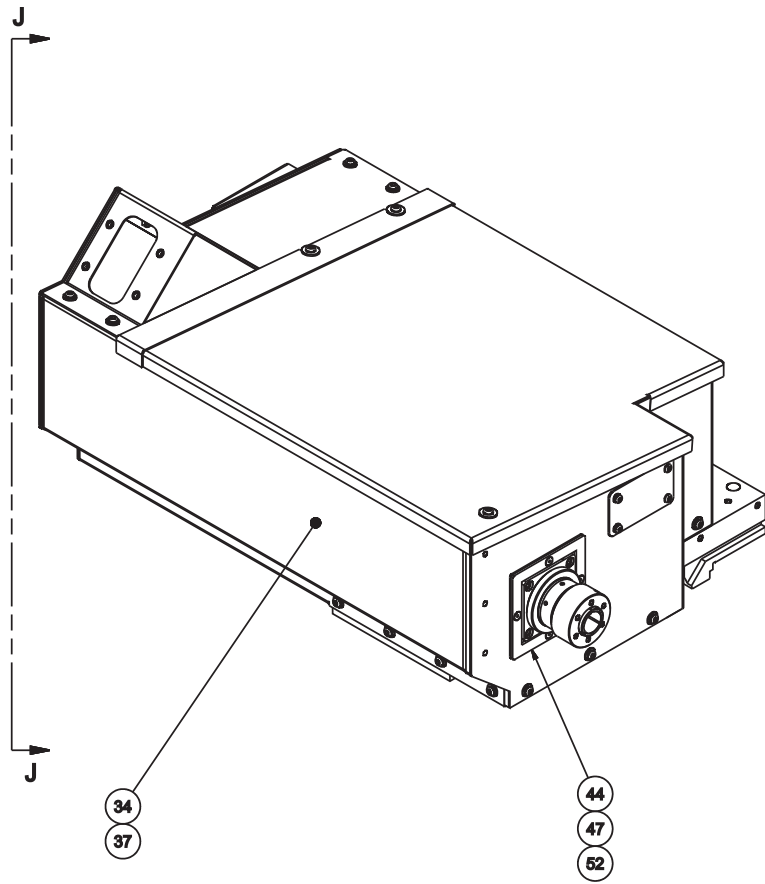
MLA00000227BK

MLA0000062N27



NAME ELITE 27 SUB SPINDLE ASSEMBLY
PART NUMBER MLA000004EL27

Sub-Spindle
(ELITE 27MS Lathe)



SECTION F-F

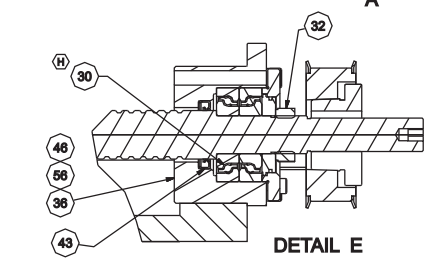
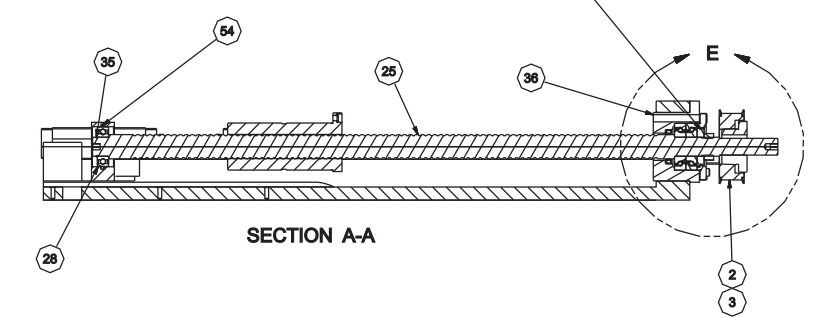
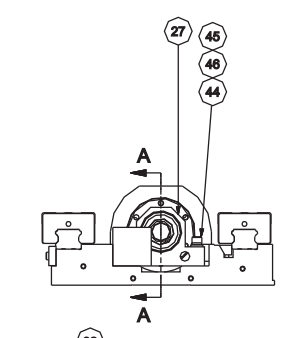
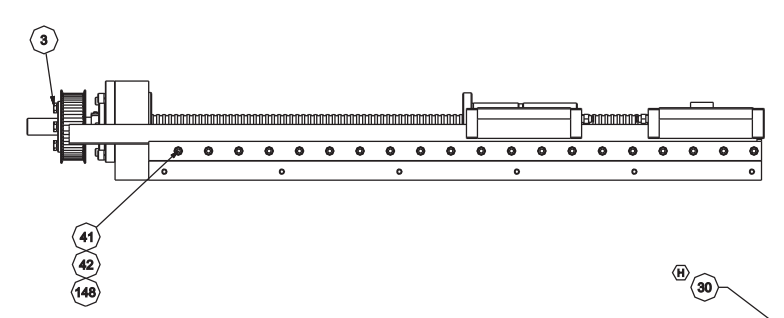
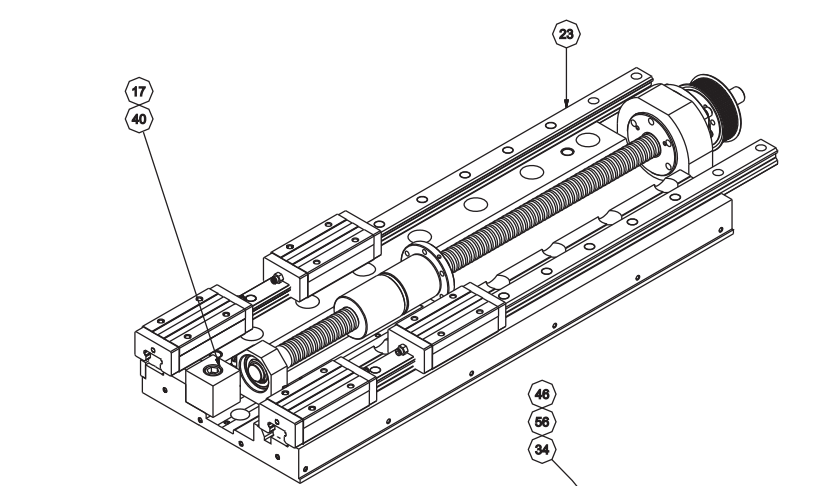
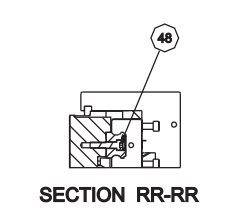
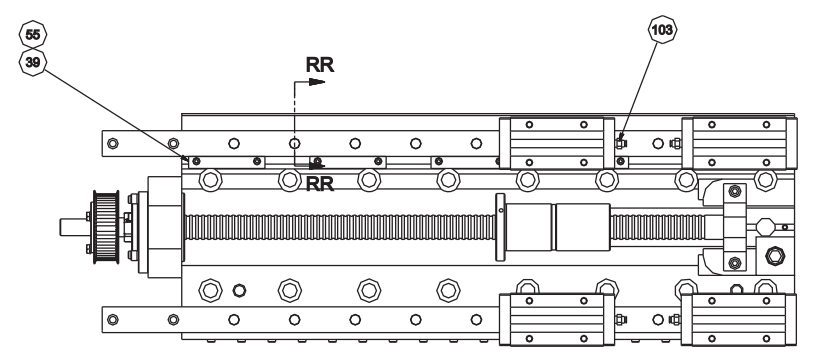
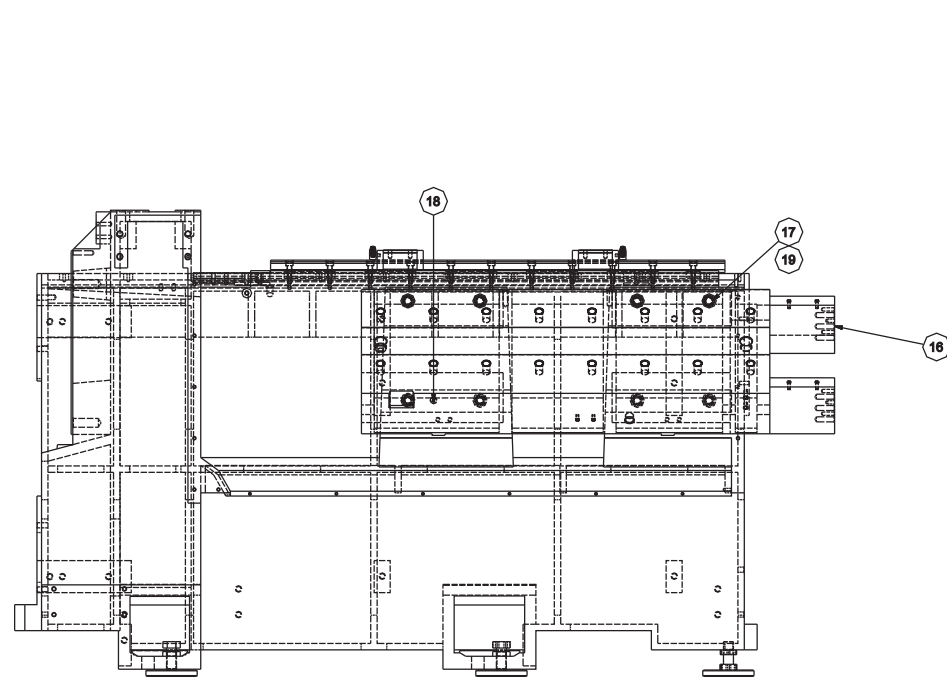
- 32
- 58
- 60
- 59

VIEW J-J

NAME ELITE 27 SUB SPINDLE ASSEMBLY PART NUMBER MLA0000004EL27

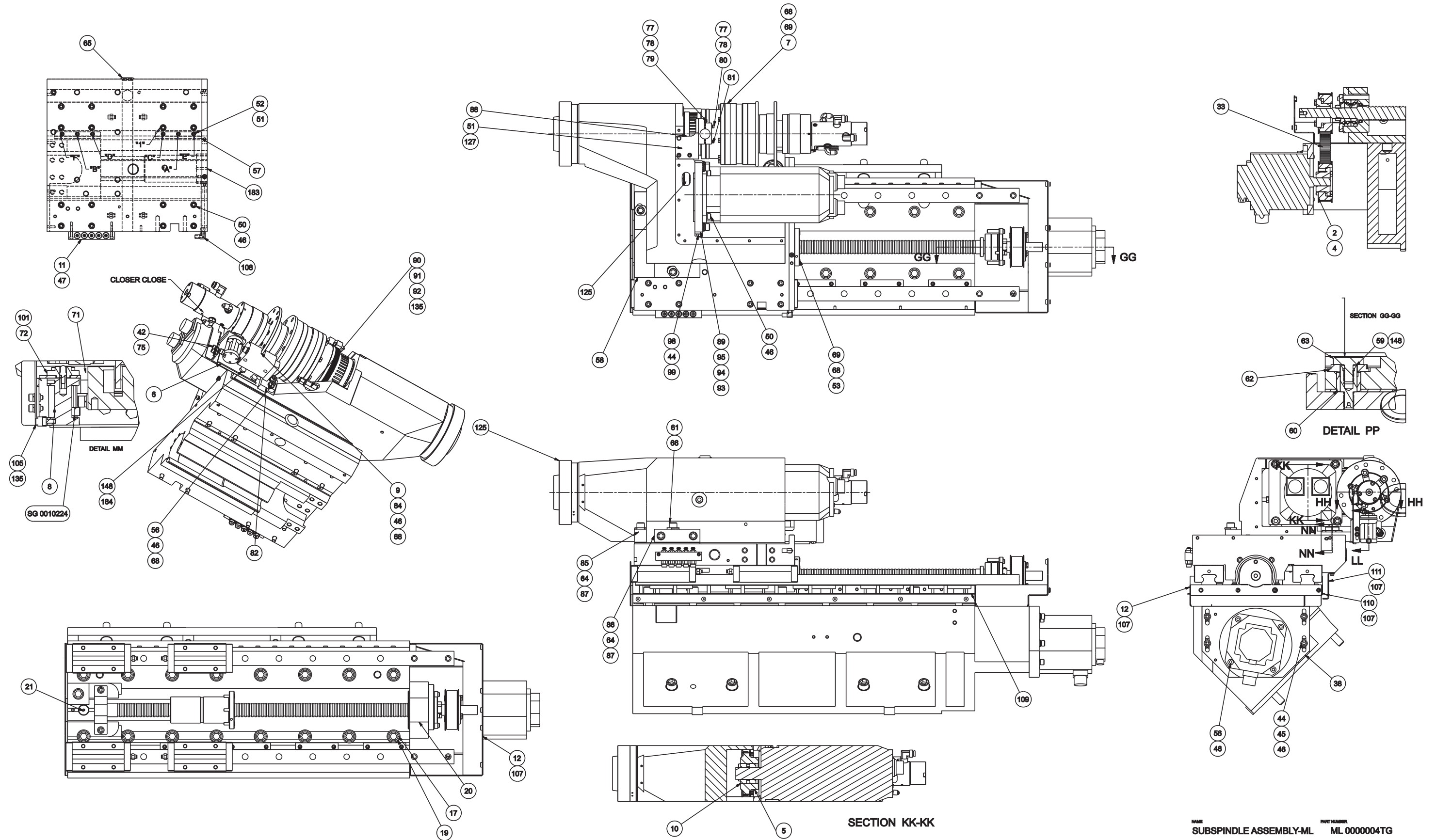
**Sub-Spindle
(ELITE 27MS Lathe)**

ITEM	PART NUMBER	QTY	DESCRIPTION	ITEM	PART NUMBER	QTY	DESCRIPTION	ITEM	PART NUMBER	QTY	DESCRIPTION
1	ML 00033462NEX	1	BELT, 2ND OP.	41	ML 000199127	1	PLATE, MOTOR MOUNT	82	CN 001088401	.1	ADHESIVE
2	ML 0000004BK27	1	BRACKET, MOTOR	42	ML 0003990S6	1	COVER, TOP	83	HG 0001990PPCV	1	COVER, PART PRESENT SENSOR
3	HG 0007702A1	1	FITTING	43	MLA0003990S7	1	COVER, REAR	85	ML 0010115SWBA	1	BRACKET, BREAKAWAY SWITCH
4	ML 00031772N	1	PULLEY, MOTOR, 2ND OP.	44	ML 0010115S7	1	COVER, SUBSPINDLE	86	TT 0010224	1	SWITCH, PROXIMITY
5	SG 0010389	1	SLEEVE, CLAMPING	45	ML 0010116S7	1	GASKET, REAR COVER	88	HG 0003196W1	1	WRENCH
6	MS 0103819	8	SCREW, SHC, M8X1.25X25MM	46	SB 001056504	57"	U CHANNEL	89	HG 0003196W3	1	TOOL, SLEEVE INSERTION
7	ML 00119428T	2	THREADED INSERT, M8	47	ML 0010116SUB7	1	GASKET, SUBSPINDLE HEAD	90	MG 0009189	1	WRENCH, SPANNER 1/8
8	LPA0010462	1	BRAKE	50	MS 0303516SA	4	SCREW, BH M5X.8X12 ASSY	91	HG 0008384	1	EXTENSION FITTING
9	CSB001132002	1	BLOCK, PLATE ADJUSTING	51	HL 0000505	3	WASHER	92	ST 0007703	1	FITTING, AIR SWIVEL
10	CL 0011052	1	PIVOT	52	MS 0313515	4	SCREW, FHC, M5 X 0.8 X 10MM	93	FR 000770207	1	FITTING, AIR SWIVEL
11	CL 0011304	1	SLEEVE, ECCENTRIC	53	MS 0103518	2	SCREW, SHC, M5X0.8X20MM	94	ML 000770304	2	CONN -6 JIC TO 3/8 ID HOSE
12	CS 000323001	1	WASHER	54	MS 0573822	1	SOC. SET, FLAT POINT M8X1.25X22mm	95	ML000800102	136"	HOSE 3/8" ID
13	SG 0000530	1	GEAR	55	MN 0113810	1	NUT HEX.934 REG. M8-1.25	98	MS 0593412 N	1	SCREW, SET
14	SG 0004938	1	WASHER, ECCENTRIC GEAR	56	LP 000999501	1	SHIM, BRAKE	99	MS 0104221	2	SCREW, SHC, M12X1.75X35MM
15	LP 0009995	1	SHIM, BRAKE	57	LP 000999502	1	SHIM, BRAKE	101	HG 0003196 B	1	ASSEMBLY, SLEEVE
16	ML 000037127S	1	PLATE, SUB	58	MS 0103516	2	SCREW, SHC, M5X0.8X12MM	105	MS 0153621SS	1	SCREW, HEX HD M6X1.0X30 mm
17	ML 0001991SHIM	1	SHIM, SPINDLE MOUNT	59	MW 0103610	2	WASHER, FLAT, M6				
18	MS 0104222	3	SCREW, SHC, M12X1.75X40MM	60	MW 0193610	2	WASHER, LOCK, M6				
21	MS 0103831	2	SCREW, SHC, M8X1.25X90MM	61	MW 0193510	6	WASHER, LOCK, M5				
22	MW 0103810	6	WASHER, FLAT, M8	64	ML 0003990BZST	1	BLOCK, BZ SENSOR				
23	MW 0193810	10	WASHER, LOCK, M8	65	QB 0007839BL	1	BRACKET, READ HEAD				
24	MS 0103821	2	SCREW, SHC, M8X1.25X35MM	66	NC 0010884	.05	ADHESIVE, LOCTITE 242				
25	SN 0003944	1	BLOCK, BELT TENSION ADJUSTING	67	CS 0010994	.03	GREASE				
28	AD 001133804	2	ELBOW, 90 DEG.	68	SB 0010884 S	.01	SEALANT, HYDRAULIC				
29	MS 0104224	6	SCREW, SHC, M12X1.75X50MM	69	MC 0010994	1	GREASE, SILICON				
30	MS 0104220	1	SCREW, SHC, M12X1.75X30MM	70	NC 001088402	.01	ADHESIVE, LOCTITE 222				
31	STM000319680	1	NUT, CHUCK ST25	71	CL 001088401	.01	ADHESIVE				
32	MLA0003990AR	1	BRACKET, ANTI ROTATION	72	LT 0010884 S	.02	SEALANT, PIPE				
33	ML 0003990S2	1	SUPPORT, SUB FRONT	74	MS 0103619	2	SCREW, SHC, M6X1X25MM				
34	ML 0003990S3	1	COVER, BOTTOM	75	MS 0103820	6	SCREW, SHC, M8X1.25X30MM				
35	ML 0003990S4	1	COVER, SIDE	76	MW 0144210	5	WASHER, M-12 SMALL OD, DIN 433				
36	ML 0003990SB2	1	SPACER, COVER	77	MS 0303619	1	SCREW, BTHD M6X1X25MM				
37	MS 0303616SA	31	SCREW ASSEMBLY, 6MX1X12MM	78	MS 0303616	2	SCREW, BTHD M6X1X12MM				
38	MS 0303617SA	3	SCREW ASSEMBLY, M6X1X16MM	79	MW 0194210	1	WASHER, LOCK, M12				
39	ML 0003990SSGT	1	SUPPORT, GORETUBE	80	MS 0103525	6	SCREW, SHC, M5X0.8X55MM				
40	MN 0283610	3	NUT, SER HEX FLANGE, M6X1	81	5 0001895	4	WASHER				

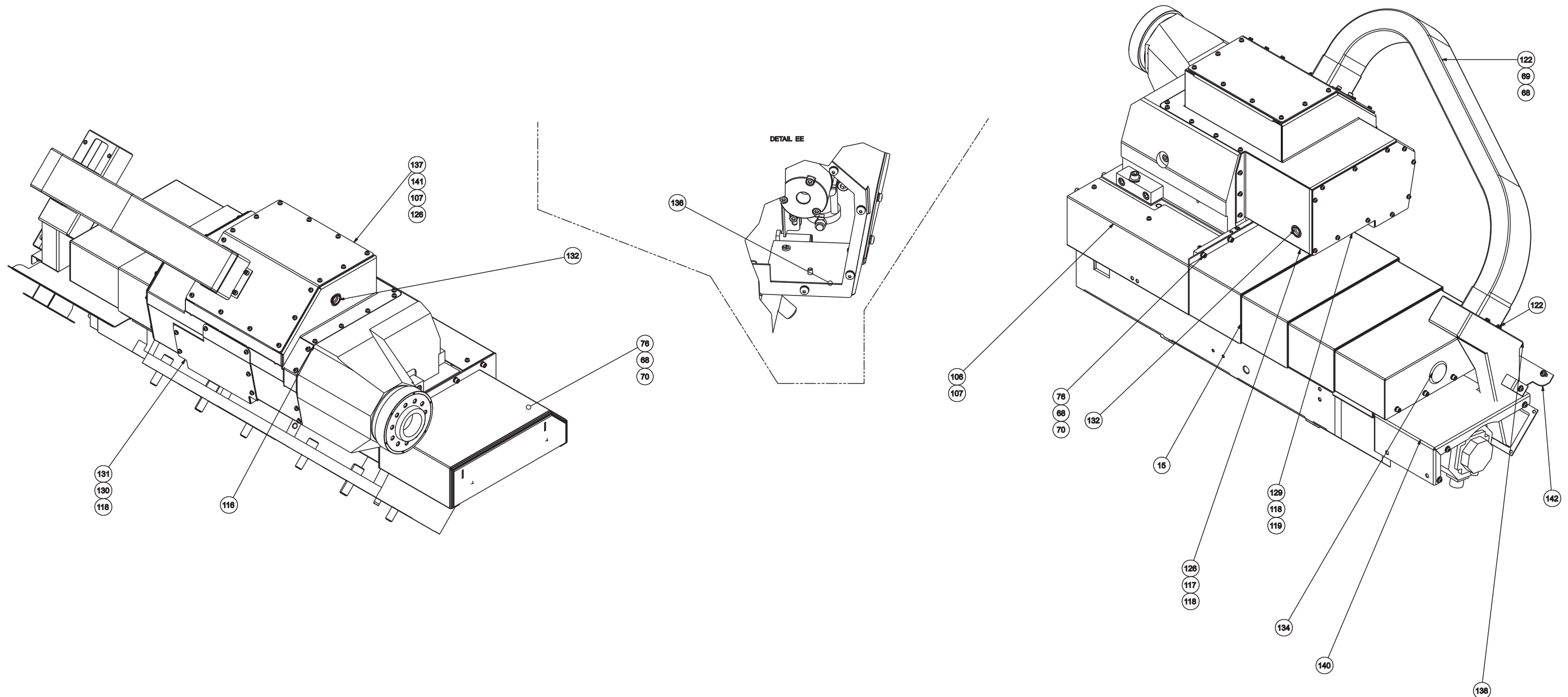


NAME SUBSPINDLE ASSEMBLY-ML PART NUMBER ML 000004TG

**Sub-Spindle [Option]
(ELITE 42 and 51 Series Lathes)**

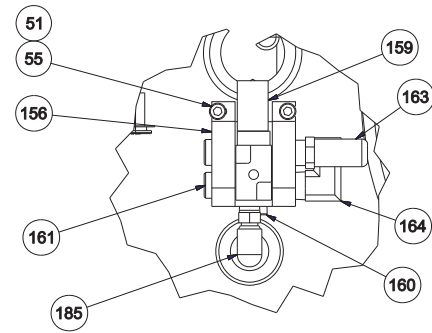
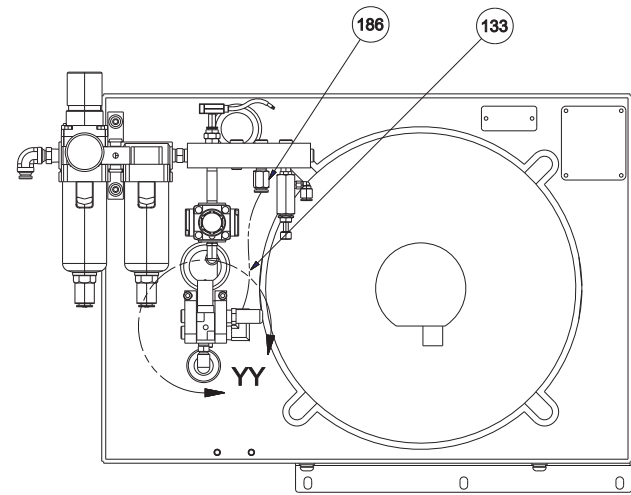


NAME: SUBSPINDLE ASSEMBLY-ML PART NUMBER: ML 000004TG



NAME
 SUBSPINDLE ASSEMBLY-ML PART NUMBER
 ML 0000004TG

Sub-Spindle [Option]
(ELITE 42 and 51 Series Lathes)



DETAIL YY

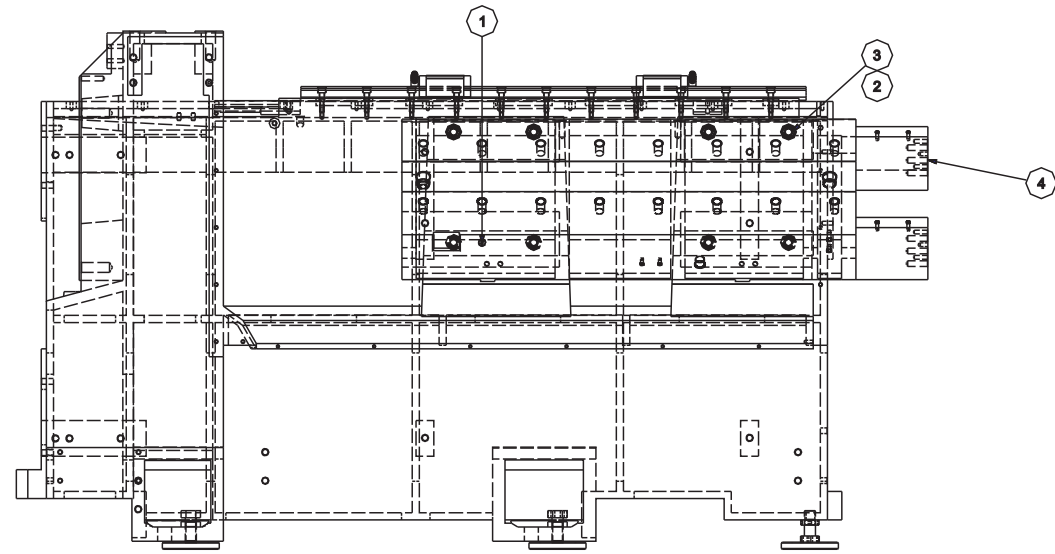
NAME: SUBSPINDLE ASSEMBLY-ML PART NUMBER: ML 0000004TG

**Sub-Spindle [Option]
(ELITE 42 and 51 Series Lathes)**

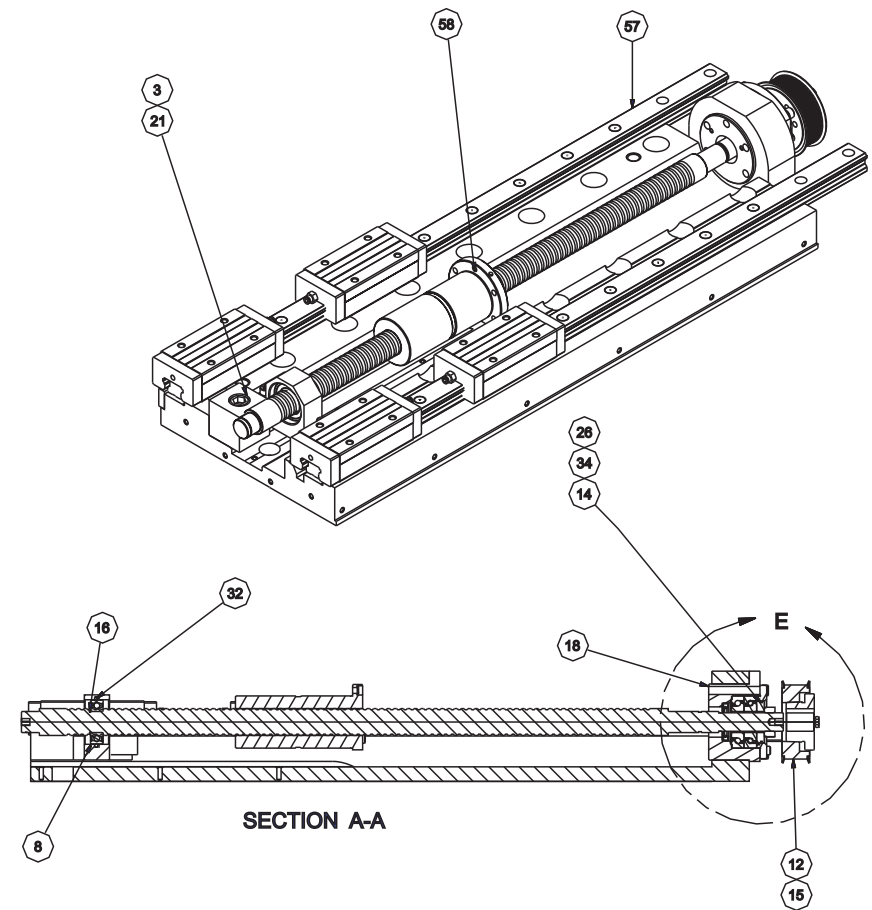
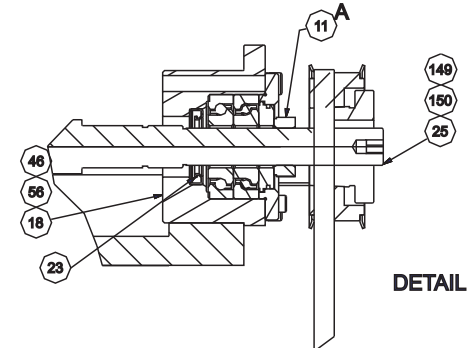
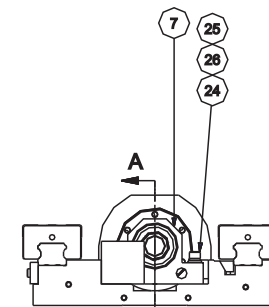
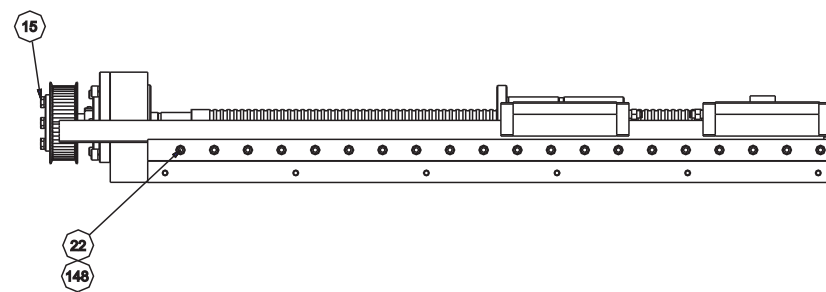
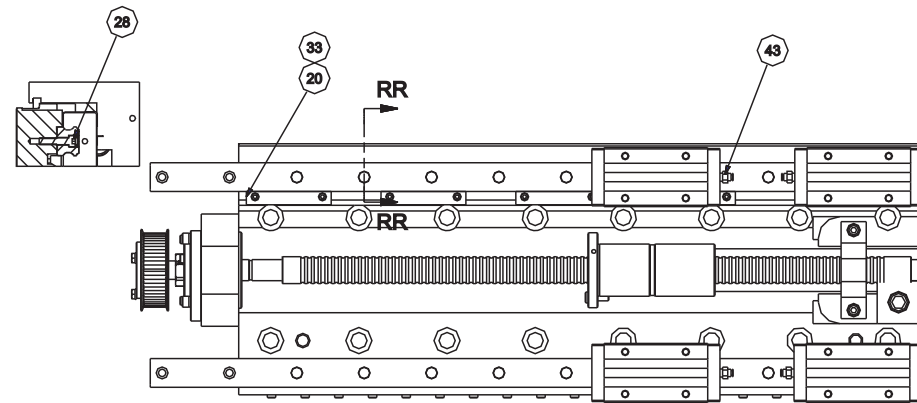
ITEM	PART NUMBER	QTY	DESCRIPTION	ITEM	PART NUMBER	QTY	DESCRIPTION	ITEM	PART NUMBER	QTY	DESCRIPTION
2	LC 000317756	2	SPROCKET, 56 TOOTH	50	MS 0103819	20	SCREW, SHCS, M8X1.25X25MM	93	ML 000284001	8	WASHER, FLAT, STL, HARD, M10
3	LC 001168251	1	BUSHING	51	MW 0193510	13	WASHER, LOCK, STL, M5	94	MW 0194010	4	WASHER, LOCK, STL, M10
4	ML 0011682	1	BUSHING	52	MS 0103521	6	SCREW, SHCS, M5X0.8X35MM	95	MS 0104021	4	SCREW, SHCS, M10X1.5X35MM
5	ML 000317709	1	MOTOR PULLEY ASSY	53	CS 000943104	1	O-RING	98	MN 113810	1	NUT HEX.934 REG. M8-1.25
6	ML 0003990BISC	1	BRACKET, CYLINDER, SUB	54	ML 000943101	1	O-RING, 52MM ID X 4MM CS, N100/7	99	3750001467	1	PLUG 3/8 PIPE HEX SOCKET
7	MLA000000601	1	COLLET CLOSER ASSEMBLY	55	MS 0103518	12	SCREW, SHCS, M5X0.8X20MM	101	0100110	4	SOC HD CP SCREW 1/4-20X 1/2
8	SG 0002917	1	CYLINDER AIR	56	MS 0103820	10	SCREW, SHCS, M8X1.25X30MM	103	SG 0007702A10	4	PLUG, BREAK OFF 1/8 PIPE
9	LP 0010462	1	BRAKE	57	TT 0006481	2	GIB, LINEAR GUIDE TRUCK	104	MS 0496016	1	SCREW, SOC HD SHLD 06/M5X12M
10	SG 0010389	1	SLEEVE, CLAMPING	58	ML 0009001	1	SHIM-SUBSPINDLE	105	RF 001078601	1	FITTING, STRAIGHT
11	TT 0010234	1	MANIFOLD, ASSY-LUBE	59	CS 0011052	1	PIVOT	106	ML 0010115ZLM	1	COVER, MIDDLE LOWER WAY
12	ML 0010115BSCR	1	COVER, SUB SPINDLE RT. BALLSCREW	60	SG 001130401	1	SLEEVE, ECCENTRIC	107	MS 0303516SA	38	SCREW, BH M5X.8X12 ASSY
14	ML 0010115ZSS	1	WAY COVER, SUB SPINDLE	61	CS 000323001	2	WASHER, TS BASE	108	SG 0007702A7	1	ELBOW, MALE SWIV5/32OD X1/8N
15	ML 0010115ZR	1	WAYCOVER, RIGHT SUBSPINDLE	62	CS 000323003	1	WASHER SECOND OP. SPINDLE	109	MLA0011027F	1	DEFLECTOR, FRONT WAYCOVER
16	ML 0000262LOWE	1	SUB-BASE SUBSPINDLE-LOWER	63	CS 001105201	1	PIVOT BOLT	110	MLA0011027R	1	DEFLECTOR, REAR WAYCOVER
17	MS 0104625	25	SCREW, SHCS, M16X2X55MM	64	MW 0184210	4	WASHER, LOCK, STL, M12	111	ML 0010115ZUM	1	COVER, MIDDLE UPPER WAY
18	CL 0006709	1	PIN, PULL OUT DOWEL	65	SG 001033101	1	PLUG HOLE - 1"	116	SGA001011698	1	GASKET, HOUSING -TOP LEG
19	SG 0002840	24	WASHER	66	MS 0104225	2	SCREW, SHCS, M12X1.75X55MM	117	SG 001011699	1	GASKET, HOUSING (SIDE LEG)
20	ML 0000262 UPPE	1	SUBBASE SUBSPINDLE- UPPER	68	MW 0183610	8	M6 REG. LOCKWASHER	118	MS 0303515SA	43	SCREW BH M5X.8X10 ASSY
21	CS 000463001	1	DOWEL, TURRET PIVOT	69	MS 0153618	8	SM6 SCREW,HEX HD x 20MM	119	SG 00101169604	1	GASKET, COVER END
23	QB 0008316ET	1	LINEAR WAYS - E AXIS	70	MW 0103610	12	WASHER, FLAT, STL, M6	122	SG 001162304	1	CABLE CARRIER
25	ML 0001902Z1	1	BALLSCREW, Z-AXIS	71	SG 0001424	1	PUSHER AIR CYLINDER	125	ML 00002632N	1	2nd OP, SPINDLE SUB ASS'Y-ML
27	ML 0011932 Z	1	BLOCK, Z-AXIS BEARING	72	SGA0004091	1	PILOT AIR CYLINDER	126	ML 00102152104	1	COVER, HOUSING
28	ML 000823301	1	BEARING, 25X52X15	74	ML 000399070	1	BRACKET ROTARY UNION	127	MS 0103514	3	SCREW, SHCS, M5X0.8X8MM
30	CSA 0004140	2	BEARING, BALL	75	MW 0103510	2	WASHER, FLAT, STL, M5	129	ML 002011559	1	COVER, END
31	LC 0011137	1	RETAINER, BEARING	76	MS 0103617	35	SCREW, SHCS, M6X1X16MM	130	SG 00101169504	1	GASKET,AIR CYLINDER
32	CS 000026005	1	NUT, LOCK	77	MW 0103410	3	WASHER, FLAT, STL, M4	131	SG 00201156304	1	COVER, AIR CYLINDER
33	ML 0003346SZ	1	BELT, Z-AXIS DRIVE	78	MW 0193410	3	WASHER, LOCK, STL, M4	132	CK 001033101	2	CAP PLUG 7/8
34	CS 001119814	1	SEAL, LABYRINTH	79	MS 0103419	1	SCREW, SHCS, M4X0.7X25MM	133	HG 0007007	8 "	TUBING 5/16 OD NYLON
35	98 0008321	1	RETAINING RING, 24 MM	80	MS 0103420	1	SCREW, SHCS, M4X0.7X30MM	134	CK 001033101	1	CAP PLUG 7/8
36	MLA0011176 X	1	HOUSING, BEARING	81	MS 0103424	1	SCREW, SHCS, M4X0.7X50MM	135	HS 000700747	462"	TUBING 1/4 OD
38	ML 0001991S	1	PLATE, MOTOR -E AXIS	82	ML 0010462CAL	1	MOUNT ,BRAKE-SUBSPINDLE	136	TT 0010224	1	SWITCH, PROXIMITY
39	LC 000648101	5	GIB GUIDE RAIL	83	SGA000334605	1	BELT 2ND OP SPINDLE	137	ML 0010115SSTG	1	COVER,ACCESS
40	ML 0011976	1	STOP, Z-AXIS SOLID	84	MS 0103831	2	SCREW, SHCS, M8X1.25X90MM	138	ML 0000221GTWT	1	WIREWAY, GORETUBE
41	ML 000648101	1	GIB, LINEAR GUIDE	85	ML 0001990BK1	1	BLOCK, ALIGNMENT-SIDE	140	ML 0010115MTRCF	1	COVER, FRONT MOTOR
42	MS 0103617	20	SCREW SOC HD CAP M6 X 1 X 16M	86	ML 0001990BK2	1	BLOCK, ALIGNMENT-FRONT	141	ML 0010116SSTG	1	GASKET, ACCESS COVER-SUB
43	CS 001119803	1	SEAL	87	MS 0104222	4	SCREW, SHC M12x1.5x40MM	142	ML 0010115MTRCT	1	COVER, UPPER MOTOR
44	MS 0103822	7	SCREW, SHCS, M8X1.25X40MM	88	ML 0000262BZM	1	MOUNT, BZI SENSOR	143	MS 0303616SA	14	SCREW ASSEMBLY, 6MX1X12MM
45	5 0001895	6	WASHER	89	SGB000199109	1	PLATE, MOTOR	147	MS 0553512	1	SCREW, SOC. SET CUP M5X.8X5MM
46	MW 0193810	38	WASHER, LOCK, STL, M8	90	CS 0011801	1	BODY, JET - METRIC	148	NC 0010844	.01	THREADLOCKER, LOCTITE 242
47	MS 0103421	2	SCREW, SHCS, M4X0.7X35MM	91	CL 001180101	1	LEE JET	149	NC 001088402	.01	THREADLOCKER, LOCTITE 222
48	MS 0103821	20	SCREW, SHCS, M8X1.25X35MM	92	FR 000770204	1	CONNECTOR, MALE 1/8 STRAIGHT	150	CH 0004732	1	PLUG, BRASS

**Sub-Spindle [Option]
(ELITE 42 and 51 Series Lathes)**

ITEM	PART NUMBER	QTY	DESCRIPTION
151	5 0001914	2	PLUG PIPE DRYSEAL
152	CS 001145201	1	FLOW -CONTROL
154	FR 000770204	1	CONNECTOR STR. MALE
156	CL 000770202	1	ELBOW 90 DEG MALE
158	CN 0011335	1	MUFFLER
159	CLA000304809	1	VALVE,AIR
160	CS 0010565	1	END PLATE AND SEAL ASSY
161	DB 00092074N	1	NUT PLAIN
162	DB 00092074B	1	BODY CORD GRIP 1"
163	1000010226	1	GASKET 1"
164	DB 00092074W	1	WASHER
165	DB 00092073X3A	1	GROMMENT
166	KH 0011508	1	NUT 1" LOCK
167	50 0010226	1	GASKET ASSY 1/2"
168	DB 00092079A	1	BODY CONNECTOR
169	DB 00092079B	1	NUT CONNECTOR COMPRES
170	DB 0009207 W	1	WASHER CONNECTOR
171	DB 00092079U	1	GROMMET
172	AH 0011508	1	NUT, LOCK
173	SB 001078603	1	CONNECTOR STR.
175	CL 001204212	2	PLUG, CAP
178	ML 0010116TSK	1	GASKET, SKIRT
179	ML 00101154A27	1	COVER A, SUBSPINDLE, GUIDES
180	MS 0313616	4	SCREW, FHDSOC, M6 X 1.0 X 16
181	ML 000800102	160"	HOSE, 3/8 ID
182	ML 000770304	2	CONN -6 JIC TO 3/8 ID HOSE
183	MLA0000371SUB	1	CARRIAGE, SUBSPINDLE
184	MS 0153817	2	SCREW, HEX HD. CP M8x1.25x16MM
185	ST 0007703	1	FITTING, AIR SWIVEL
186	HG 0007702	1	CONNECTOR, MALE 1/8 STRAIGHT
193	ML 0010366SCE	1	TAG, SUB-CLOSER PRESSURE



SECTION RR-RR

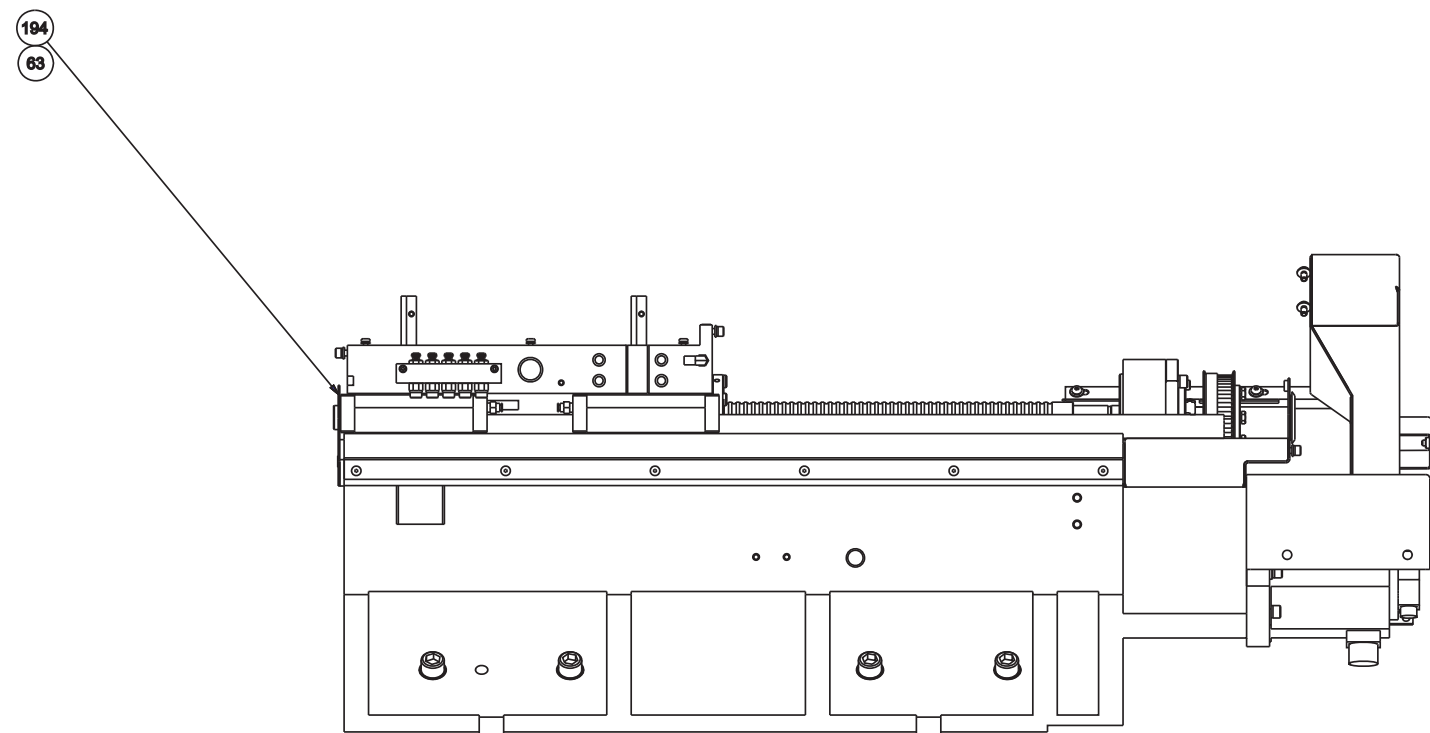
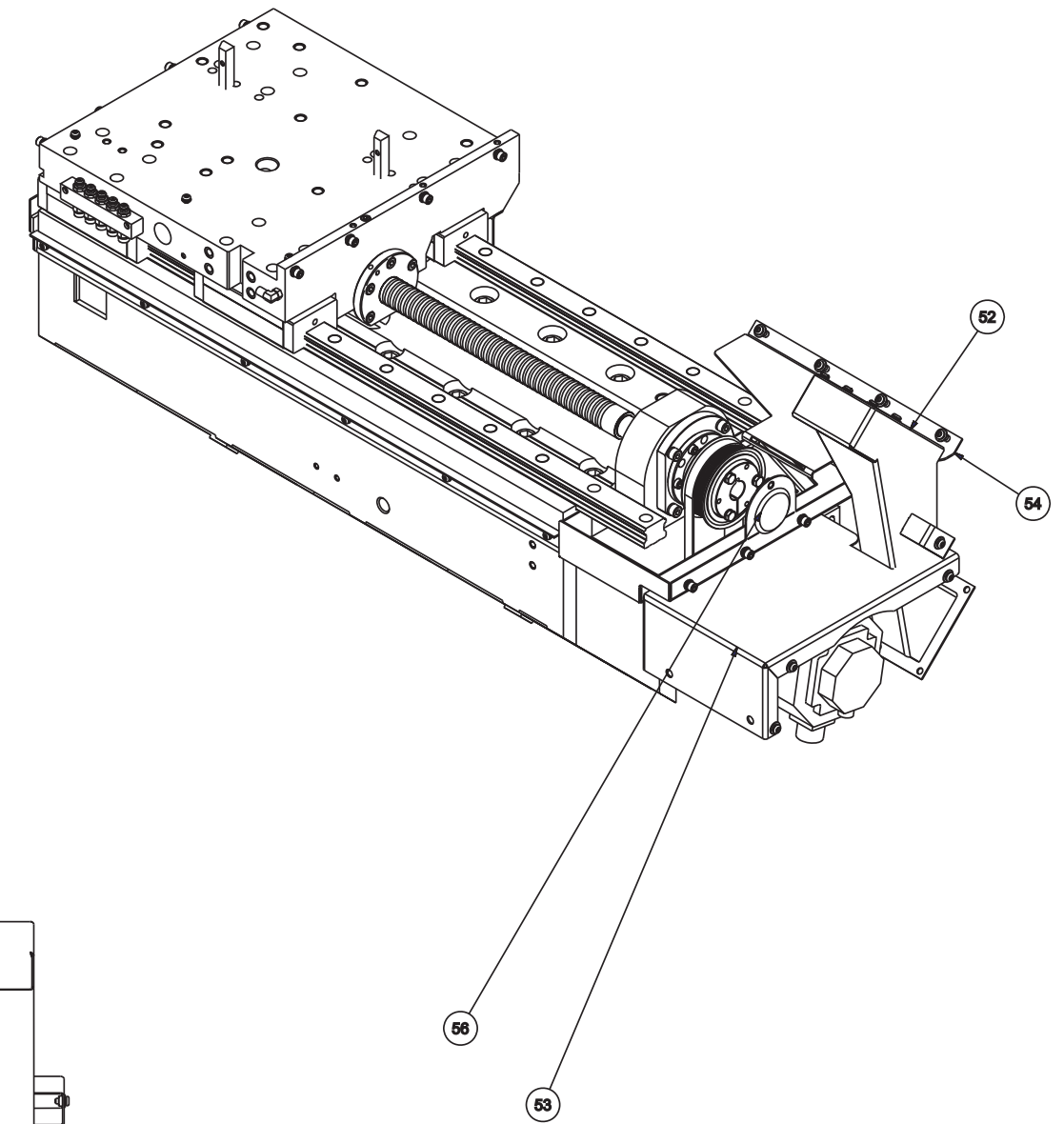
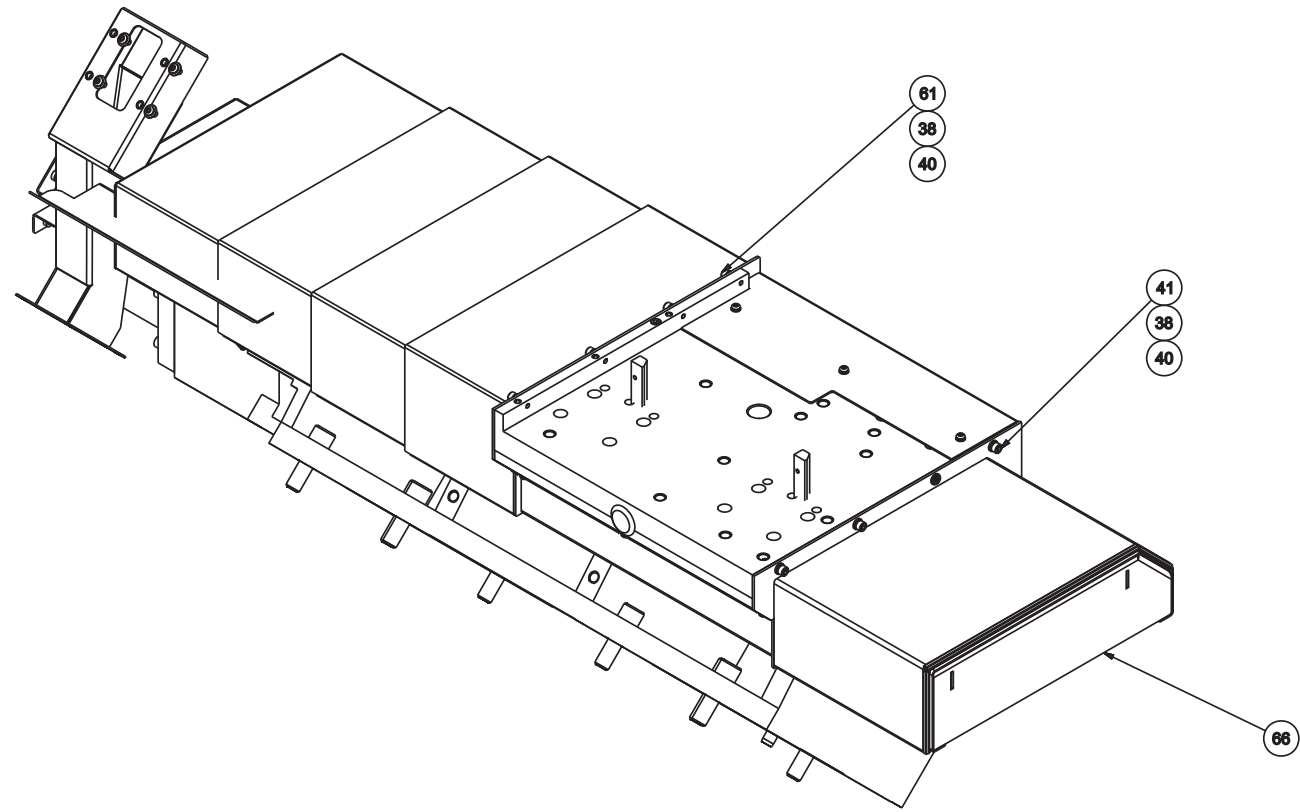


SECTION A-A

NAME
ELITE 27 SUB SPINDLE DRIVE ASSEMBLY

PART NUMBER
ML 000004SS27

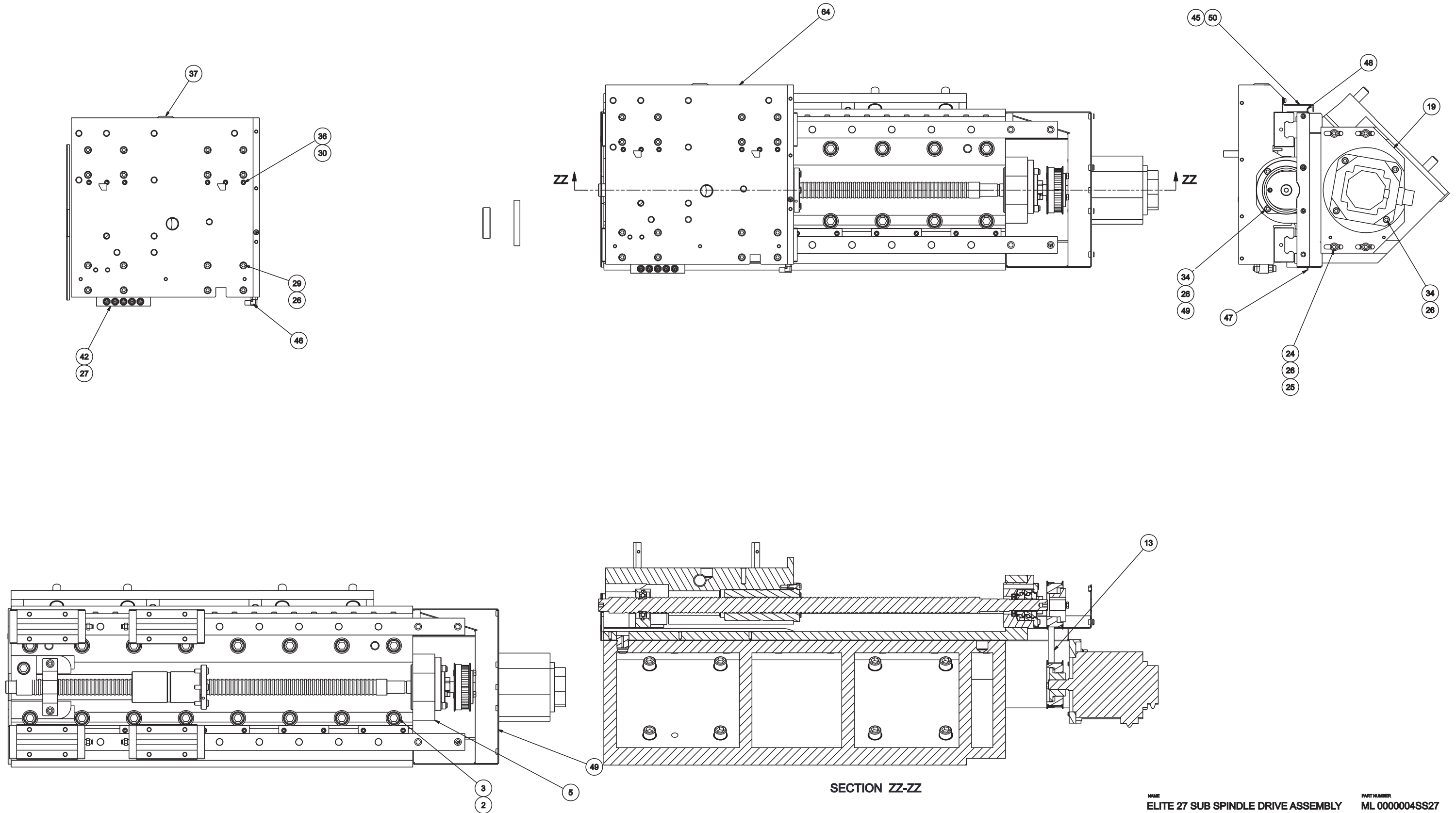
**Sub-Spindle Drive Assembly
(ELITE 27MS Lathe)**



NAME
ELITE 27 SUB SPINDLE DRIVE ASSEMBLY

PART NUMBER
ML 000004SS27

**Sub-Spindle Drive Assembly
(ELITE 27MS Lathe)**



NAME
ELITE 27 SUB SPINDLE DRIVE ASSEMBLY

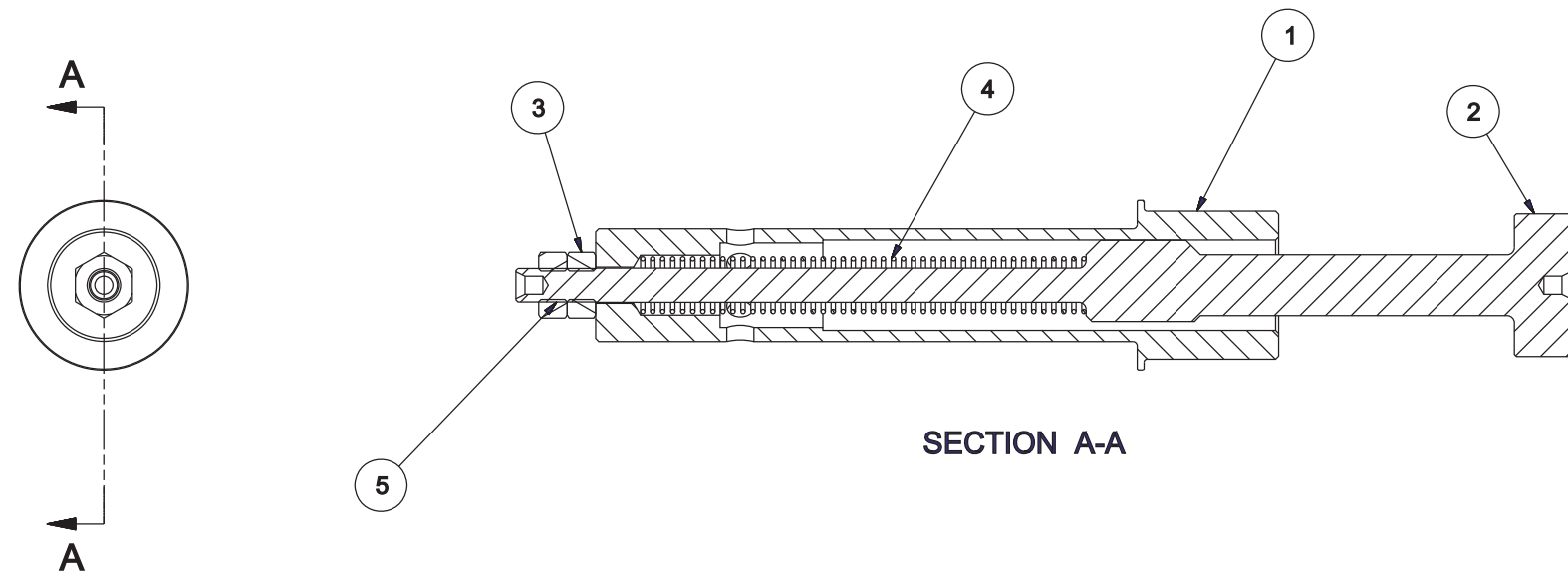
PART NUMBER
ML 0000004SS27

**Sub-Spindle Drive Assembly
(ELITE 27MS Lathe)**

ITEM	PART NUMBER	QTY	DESCRIPTION	ITEM	PART NUMBER	QTY	DESCRIPTION
1	CL 0006709	1	PIN, PULL OUT DOWEL	45	MS 0303516SA	18	SCREW, BH M5X.8X12 ASSY
2	SG 0002840	24	WASHER	46	SG 0007702A7	1	ELBOW, MALE SWIV5/32OD X1/8N
3	MS 0104625	25	SCREW, SHCS, M16X2X55MM	47	MLA0011027F	1	DEFLECTOR, FRONT WAYCOVER
4	ML 0000262LOWE	1	SUB-BASE SUBSPINDLE-LOWER	48	MLA0011027R	1	DEFLECTOR, REAR WAYCOVER
5	ML 0000262 UPPE	1	SUBBASE SUBSPINDLE- UPPER	49	ML 0010115BSCR	1	COVER, SUB SPINDLE RT. BALLSCREW
6	CS 000463001	1	DOWEL, TURRET PIVOT	50	ML 0010115ZUM	1	COVER, MIDDLE UPPER WAY
7	ML 0011932 Z	1	BLOCK, Z-AXIS BEARING	51	ML 0010115ZR	1	WAYCOVER, RIGHT SUBSPINDLE
8	ML 000823301	1	BEARING, 25X52X15	52	ML 0000221GTWW	1	WIREWAY, GORETUBE
10	LC 0011137	1	RETAINER, BEARING	53	ML 0010115MTRCF	1	COVER, FRONT MOTOR
11	CS 000026005	1	NUT, LOCK	54	ML 0010115MTRCT	1	COVER, UPPER MOTOR
12	LC 000317756	2	SPROCKET, 56 TOOTH	55	MS 0303616SA	12	SCREW ASSEMBLY, 6MX1X12MM LO
13	SG 000334605FR	1	BELT 2ND OP SPINDLE	56	HG 00077030	1	PLUG HOLE - 1"
14	CS 001119814	1	SEAL, LABYRINTH	57	QB 0008316ET	1	LINEAR WAYS - E AXIS
15	LC 001168251	1	BUSHING	58	ML 0001902Z1	1	BALLSCREW, Z AXIS
16	98 0008231	1	RETAINING RING, 24 MM	59	CH 0004732	1	PLUG, BRASS
17	ML 0011682	1	BUSHING	60	MS 0553512	1	SCREW, SOC. SET CUP M5X.8X5MM
18	MLA0011176 X	1	HOUSING, BEARING	61	CS 000146702	1	PLUG, 1/8 NPT
19	ML 0001991S	1	PLATE, MOTOR -E AXIS	62	ML 001193801	1	STANDOFF, HEADWALL
20	LC 000648101	5	GIB GUIDE RAIL	63	MS 0313616	4	SCREW, FHDSOC, M6 X 1.0 X 16
21	ML 0011976	1	STOP, Z-AXIS SOLID	64	MLA0000371SUB	1	CARRIAGE-SUBSPINDLE
22	ML 000648101	1	GIB, LINEAR GUIDE	65	CSA0004140	2	BEARING, BALL
23	CS 001119803	1	SEAL	66	ML 0010115ZSS	1	WAY COVER, SUB SPINDLE
24	MS 0103822	6	SCREW, SHCS, M8X1.25X40MM	179	DB 00092074N	1	NUT, PLAIN FORM 4
25	5 0001895	6	WASHER	180	DB 00092074B	1	BODY CORD GRIP 1" FORM 4
26	MW 0193810	30	WASHER, LOCK, STL, M8	181	1000010226	1	GASKET, 1 INCH
27	MS 0103421	2	SCREW, SHCS, M4X0.7X35MM	182	DB 00092074W	1	WASHER, FORM 4
28	MS 0103821	20	SCREW, SHCS, M8X1.25X35MM	183	DB 00092073X3A	1	GROMMET FORM 4 X3 x .225
29	MS 0103823	16	SCREW, SHCS, M8X1.25X45MM	184	KH 0011508	1	NUT, 1 INCH LOCK
30	MW 0193510	6	WASHER, LOCK, STL, M5	185	50 0010226	1	GASKET ASSEMBLY 1/2 INCH
31	CS 000943104	1	O-RING	186	DB 00092079A	1	BODY CONNECTOR
32	ML 000943101	1	O-RING, 52MM ID X 4MM CS, N100/7	187	DB 00092079B	1	NUT CONNECTOR COMPRESSION
33	MS 0103518	10	SCREW, SHCS, M5X0.8X20MM	188	DB 0009207 W	1	WASHER CONNECTOR
34	MS 0103820	8	SCREW, SHCS, M8X1.25X30MM	189	DB 00092079U	1	GROMMET
35	TT 0006481	2	GIB, LINEAR GUIDE TRUCK	190	AH 0011508	1	NUT, LOCK
36	MS 0103818	5	SCREW, SHCS, M8X1.25X20MM	191	SB 001078603	1	CONNECTOR, STRAIGHT
36	MS 0103521	6	SCREW, SHCS, M5X0.8X35MM	192	CL 001204212	1	PLUG CAP #BPF-5/8
37	SG 001033101	1	PLUG HOLE - 1"	193	ML 0010116TSK	1	GASKET, TAILSTOCK
38	MW 0193610	21	WASHER, LOCK, STL, M6	194	ML 00101154A27	1	COVER A, SUBSPINDLE, GUIDES
40	MW 0103610	12	WASHER, FLAT, STL, M6				
41	MS 0103617	35	SCREW, SHCS, M6X1X16MM				
42	TT 0010234	1	MANIFOLD, ASSY-LUBE				
43	SG 0007702A10	4	PLUG, BREAK OFF 1/8 PIPE				
44	ML 0010115ZLM	1	COVER, MIDDLE LOWER WAY				

**Sub-Spindle Ejector Stop Assembly
(ELITE 27MS Lathe)**

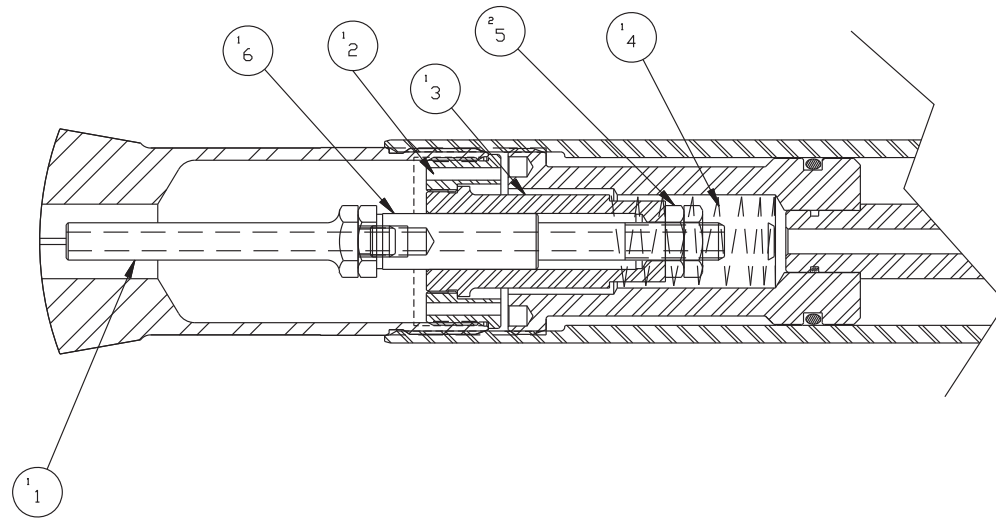
ITEM	PART NUMBER	QTY	DESCRIPTION
1	HG 00002882501	1	BUSHING, EJECTOR
2	HG 000015406	1	EJECTOR
3	MN 0113610	2	NUT, HEX, STL, M6X1
4	ST 000733503	1	SPRING PART EJECTOR
5	NC 0010884	.01	THREADLOCKER, LOCTITE 242



NAME
PART EJECTOR ASSEMBLY

PART NUMBER
HG 0000154

**Sub-Spindle Ejector Stop Assembly
(ELITE 42 and 51 Series Lathes)**

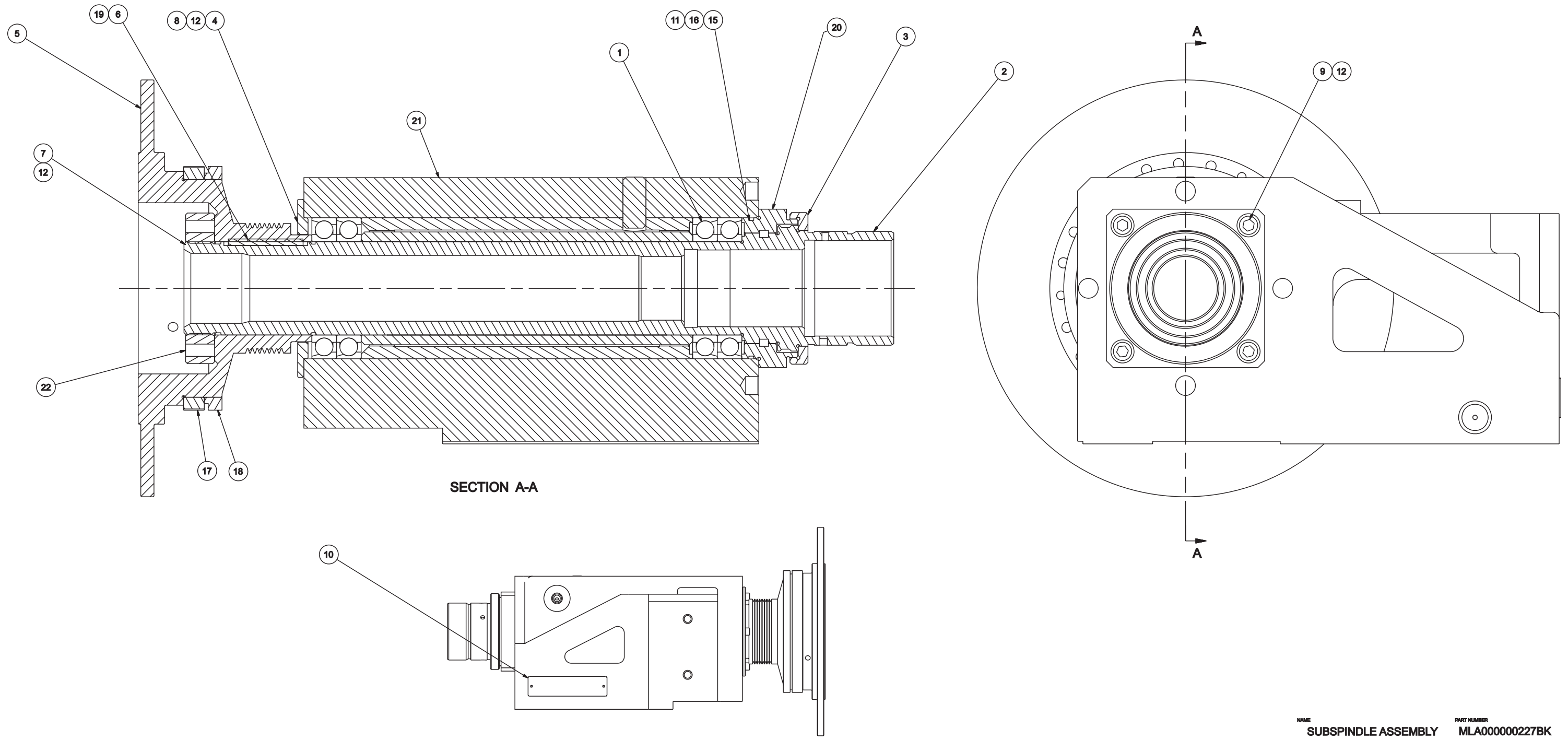


ITEM	PART NUMBER	QTY	DESCRIPTION
1	ML 0001063	1	INSERT-THRU SPINDLE COOLANT
2	ML 0115501	1	ADAPTER BUSHING,THRU SPINDLE COOLANT
3	10590000000000	1	BODY
4	10650000000000	1	SPRING
5	U 0004141 C	2	NUT
6	ML 0001061	1	PLUNGER,THRU SPINDLE COOLANT

NAME
EJECTOR STOP ASSEMBLY
THRU SPINDLE COOLANT

PART NUMBER
ML 0001155

Sub-Spindle Headstock Assembly
(ELITE 27MS Lathe)




NAME: SUBSPINDLE ASSEMBLY PART NUMBER: MLA000000227BK

**Sub-Spindle Headstock Assembly
(ELITE 27MS Lathe)**

ITEM	PART NUMBER	QTY	DESCRIPTION
1	HG 00002652N	1	BEARINGS, SUBSPINDLE
2	HGA00002832N	1	SPINDLE, 2ND OP.
3	HG 0000283SL2N	1	SLINGER, 2ND OP.
4	CS 0010768	1	CAP, GREASE RETAINING
5	ML 000317701BK	1	PULLEY, SPINDLE, 2ND OP.
6	HG 00063172N	1	KEY, 2ND OP.
7	HGA00040682N	1	NUT
8	MS 0103416	3	SCREW, SHCS, M4X0.7X12MM
9	MS 0103617	4	SCREW, SHCS, M6X1X16MM
10	QC 0001535	1	LABEL, MODULE
11	S 001070012	1	LEE PLUG, 1/8 SHORT
12	NC 0010884	1	ADHESIVE, LOCTITE 242
13	R 008044	2	PIN ESCUTCHEON
14	NC 001088402	1	ADHESIVE, LOCTITE 222
15	OR 0003942	1	O-RING
16	RF 0010994	1	GREASE, M55
17	ML 000466001SUB	1	ENCODER, GEAR, 292 TOOTH
18	ML 0004660SUB	1	ENCODER RING
19	GE 0010884	1	SEALER
20	ML 00107682N	1	CAP, FRONT
21	MLA0000264SS	1	HEADSTOCK FRAME
22	CL 0002024	2	1/4 DIA X 3/4 PULL DOWEL PIN

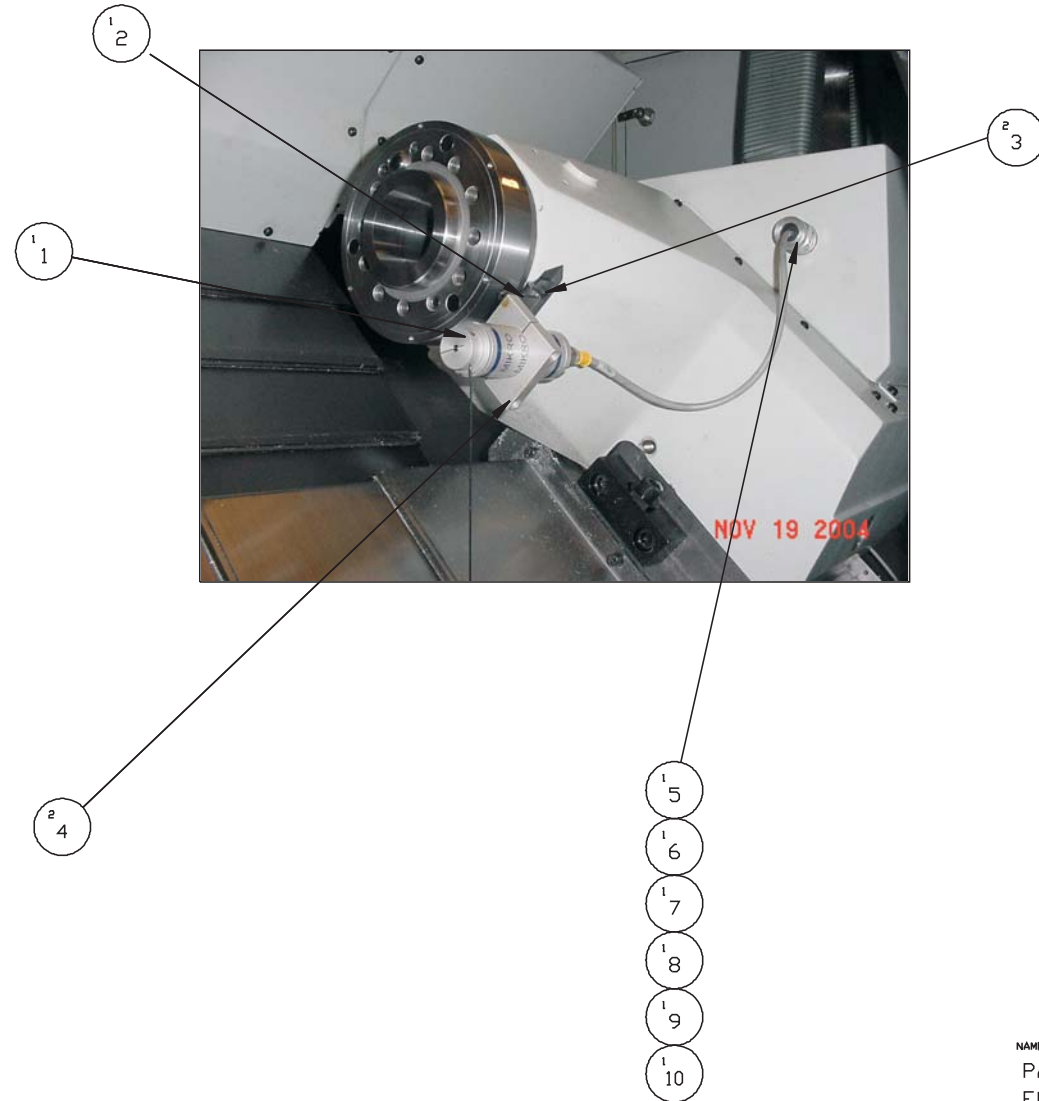
**Sub-Spindle Part Present Detector [Option]
(ELITE 27MS Lathe)**



ITEM	PART NUMBER	QTY	DESCRIPTION
1	ML 0009742BK	1	PART DETECTION BK- MIKRO 4
2	MG 0009742BRA	1	BRACKET, PART DETECTION
3	MS 0103415	2	SCREW, SOC HD CAP M4X.7X10MM
15	SB 000953201	1	GROMMET
16	MG 000974210	1	PART DETECTION 10" NEEDLE
18	MS 0103424	2	SCREW, SHC M4 X 50MM

NAME: PART DETECTION, 27MM SUB-SPINDLE PART NUMBER: ML 000974227S

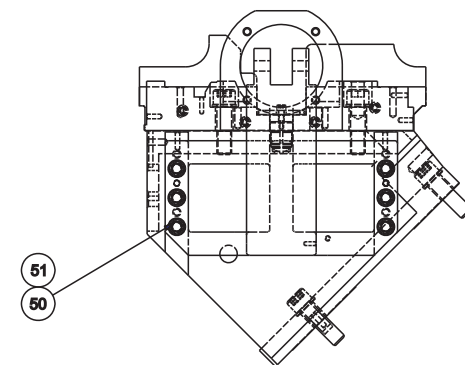
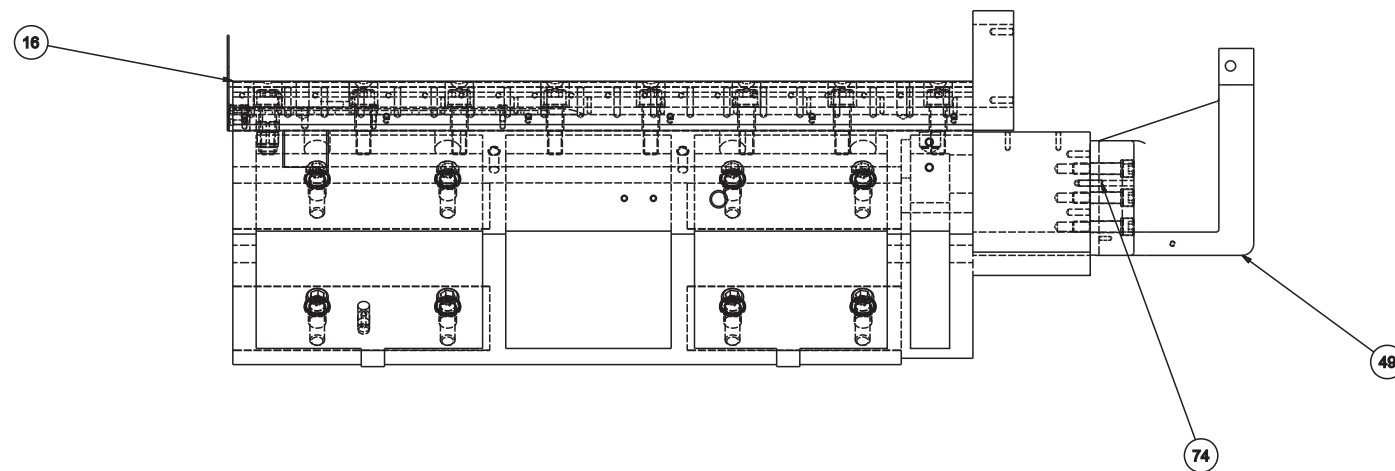
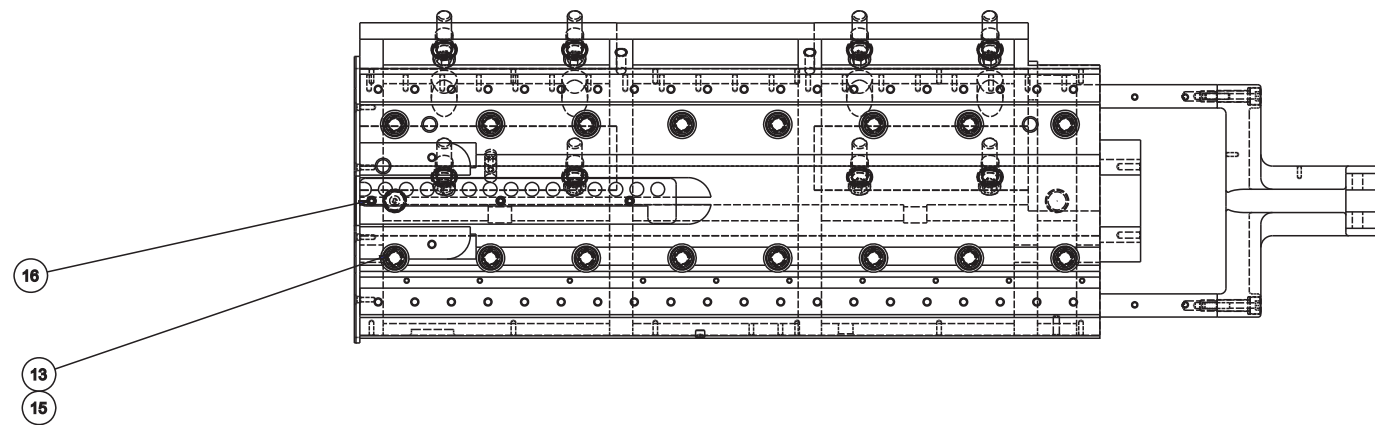
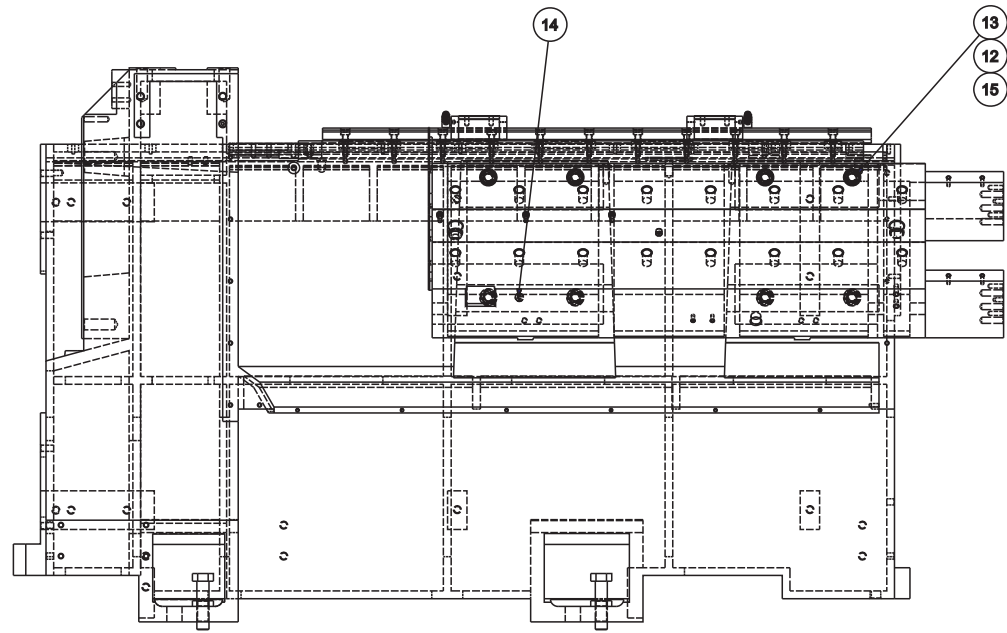
**Sub-Spindle Part Present Detector [Option]
(ELITE 42 and 51 Series Lathes)**



ITEM	PART NUMBER	QTY	DESCRIPTION
1	ML 0009742BK	1	PART DETECTION, BK MICR04
2	ML 0009742BRA	1	BRACKET, PART DETECTION
3	MS 0103415	2	SCREW, SOC HD CAP M4X.7X10MM
4	MS 0103424	2	SCREW, SOC HD CAP M4 X 50MM
5	DP 00092079A	1	BODY,CONNECTOR
6	DP 00092079V	1	GROMMET
7	DP 0009207W	1	WASHER, CONNECTOR
8	DP 00092079B	1	NUT, CONNECTOR COMPRESSION
9	AH 0011508	2	NUT, LOCK
10	50 0010226	2	GASKET
11	QC 0009207	1	CORD GRIP

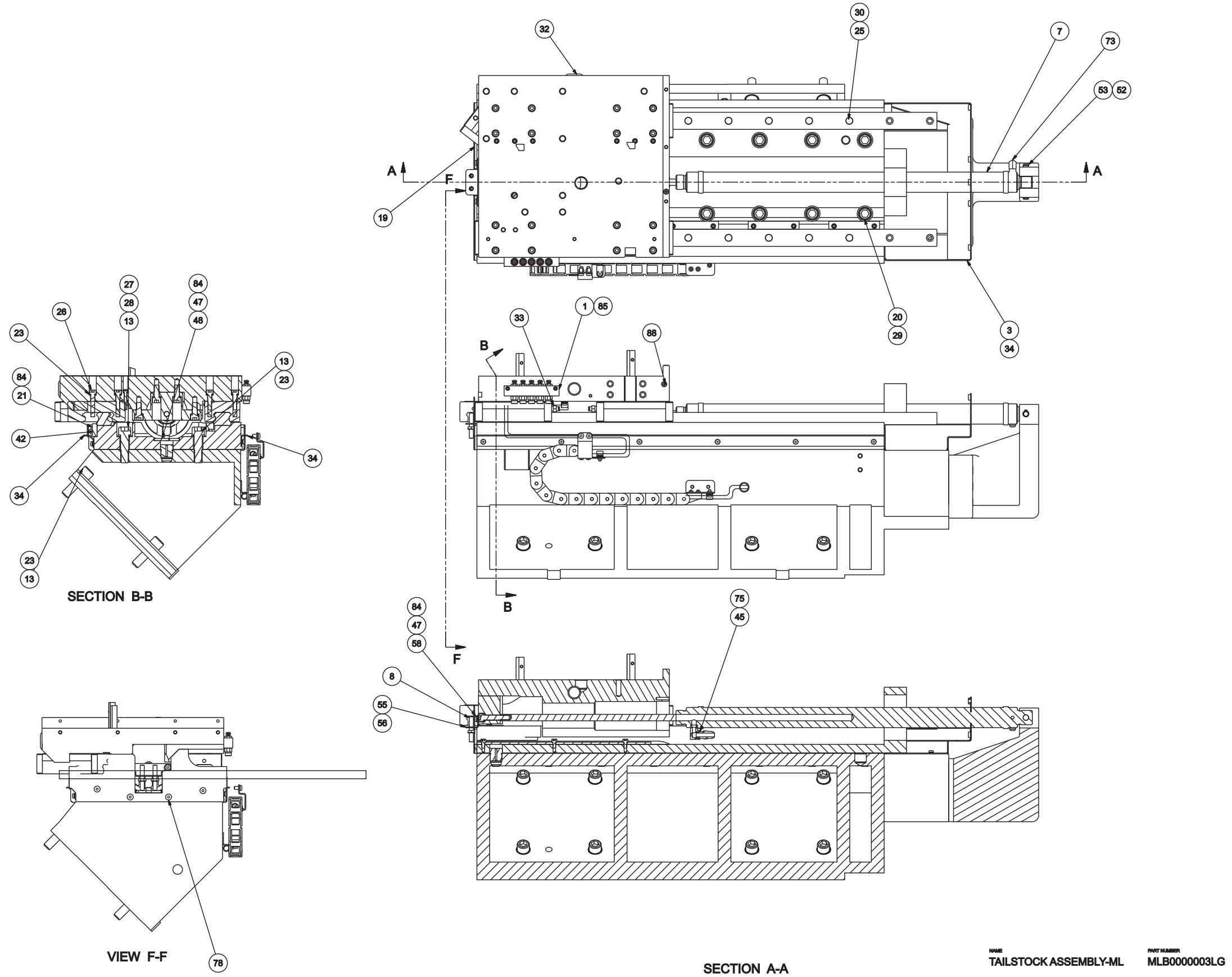
NAME
PART DETECTION ASS'Y
ELITE 42/51

PART NUMBER
MLA0009742SUB

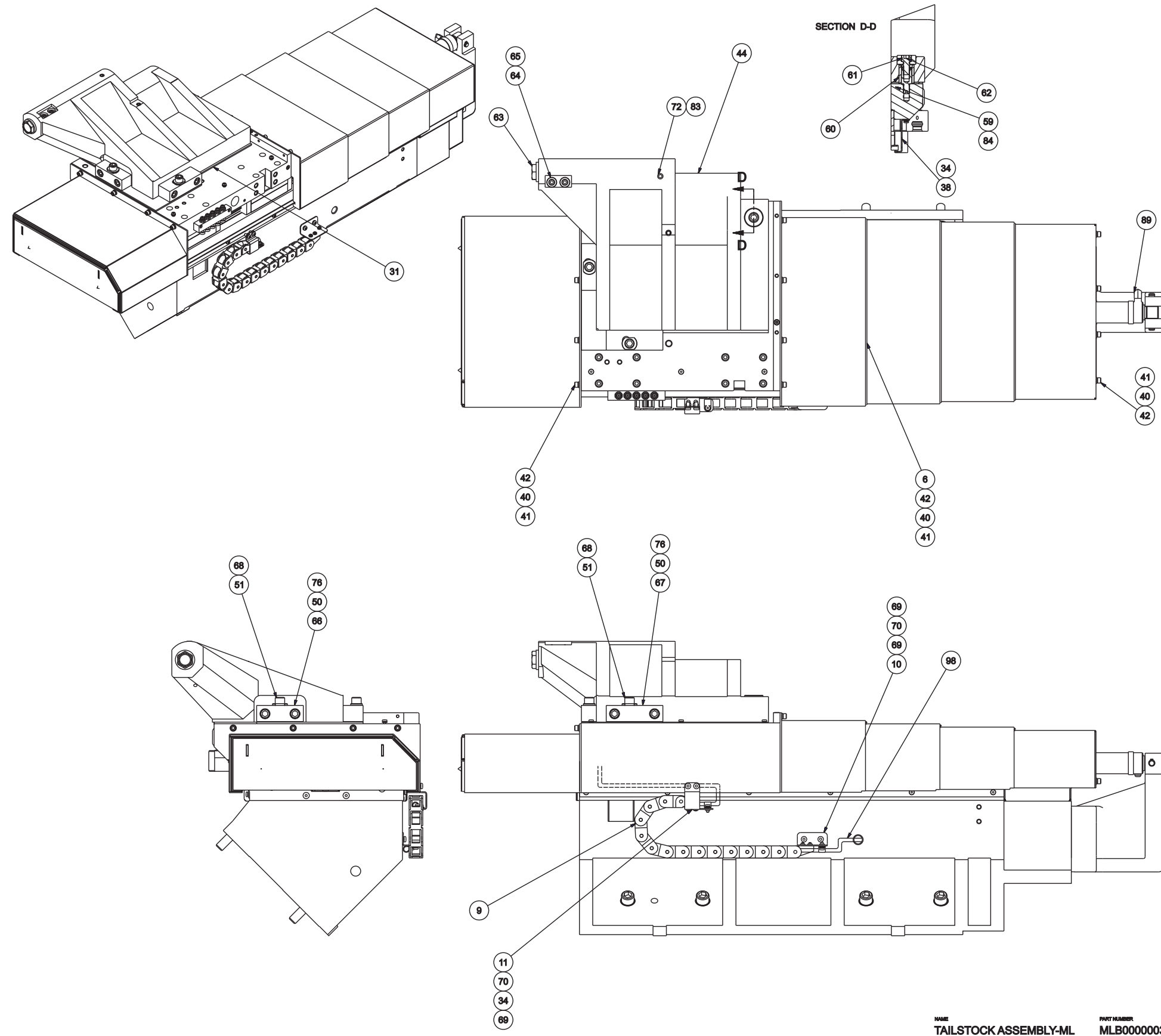


NAME
TAILSTOCK ASSEMBLY-ML
PART NUMBER
MLB000003LG

Tailstock Assembly



NAME TAILSTOCK ASSEMBLY-ML PART NUMBER MLB000003LG

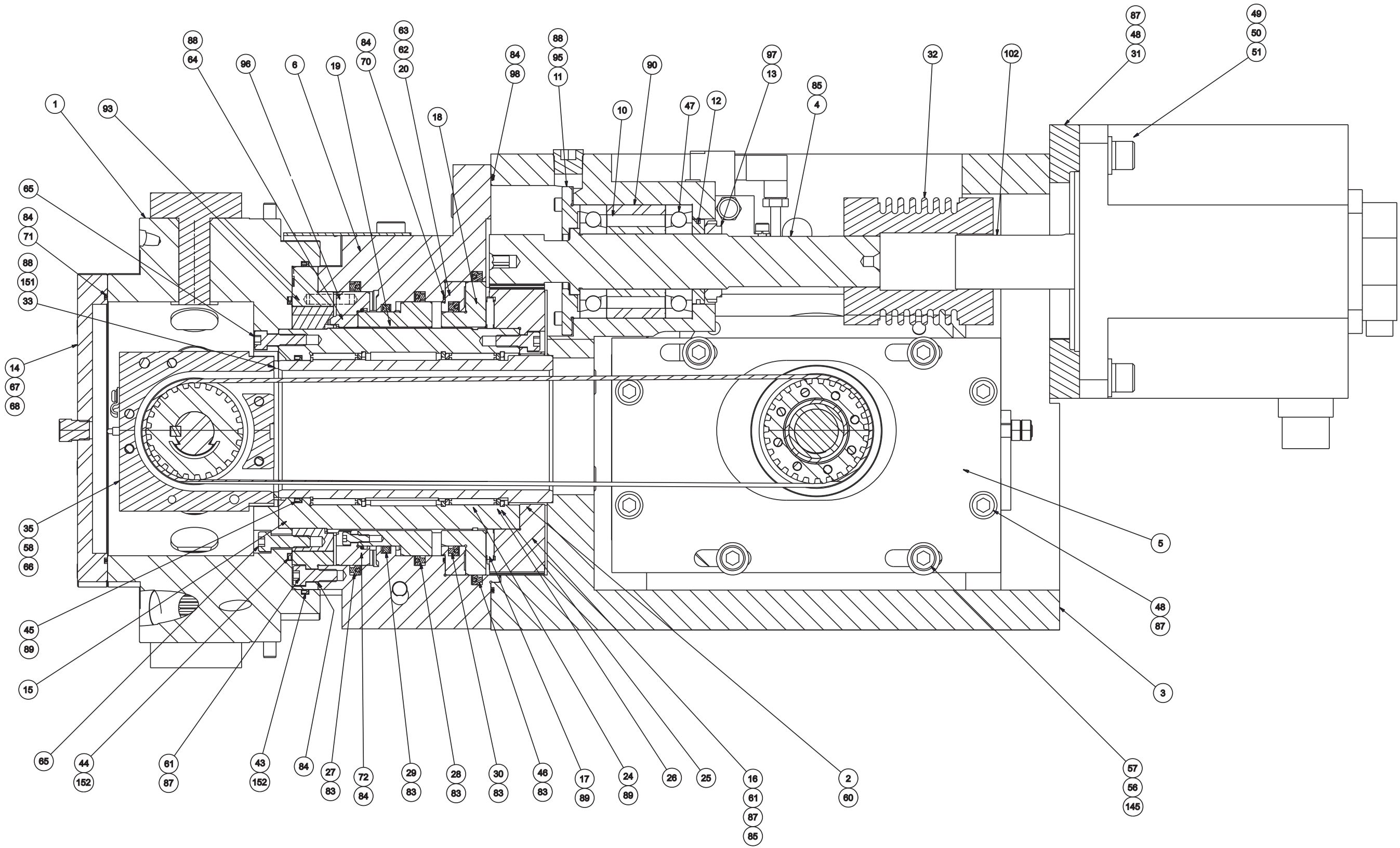


NAME
TAILSTOCK ASSEMBLY-ML
PART NUMBER
MLB0000003LG

Tailstock Assembly

ITEM	PART NUMBER	QTY	DESCRIPTION	ITEM	PART NUMBER	QTY	DESCRIPTION
1	TT 0010234	1	MANIFOLD, ASSY-LUBE	49	ML 0011348 P	1	BRACKET, CYLINDER MOUNT TAILSTOCK
2	ML 0010115ZLM	1	COVER, MIDDLE LOWER WAY	50	MW 0194210	10	WASHER, LOCK, STL, M12
3	ML 0010115BSCR	1	COVER, SUB SPINDLE RT. BALLSCREW	51	MS 0104225	8	SCREW, SHCS, M12X1.75X55MM
5	ML 0010115ZSS	1	WAY COVER, SUB SPINDLE	52	43 0008231	2	RING RETAINING
6	ML 0010115ZR	1	WAYCOVER, RIGHT SUBSPINDLE	53	QC 0009873	1	PIN,CYLINDER
7	QB 0002917	1	CYLINDER TAILSTOCK QB42	54	MLA0001990TARG	1	TARGET,FEEDBACK -TAILSTOCK
8	QC 001022401	2	SWITCH, PROX 8MM X 50MM	55	ML 0001990SWIT	1	BRACKET, SWITCH -TAILSTOCK
9	ML 0011623TS	1	CABLE CARRIER, TAILSTOCK	56	MS 0303616SA	2	SCREW ASSEMBLY, 6MX1X12MM
10	ML 0001990CCBR	1	BRACKET,CABLE CARRIER-LOWER	58	0100932	1	SCREW, SHCS 3/8 -24 x 1-3/8 LONG
11	ML 0001990CLBR	1	BRACKET,CABLE CARRIER-UPPER	59	CS 0011052	1	PIVOT
12	ML 0000262LOWE	1	SUB-BASE SUBSPINDLE-LOWER	60	CSA0011304	1	SLEEVE, ECCENTRIC
13	MS 0104625	24	SCREW, SHCS, M16X2X55MM	61	CS 000323002	1	WASHER, CLAMP
14	CL 0006709	1	PIN, PULL OUT DOWEL	62	MS 0104219	1	SCREW, SHCS, M12X1.75X25MM
15	SG 0002840	24	WASHER	63	ML 0004144	1	BUSHING, #3 MORSE TAPER
16	ML 0000262UPPE	1	SUBBASE SUBSPINDLE- UPPER	64	CSA0000635	2	NUT, BINDING
17	CS 000463001	1	DOWEL, TURRET PIVOT	65	SB 0000635 S	2	SCREW
19	ML 00101154A27	1	COVER A, SUBSPINDLE, GUIDES	66	ML 0001990BK1	1	BLOCK,ALIGNMENT-SIDE
20	LC 000648101	5	GIB GUIDE RAIL	67	ML 0001990BK2	1	BLOCK,ALIGNMENT-FRONT
21	ML 000648101	1	GIB, LINEAR GUIDE	68	CS 000323001	2	WASHER, TS BASE
23	MW 0193810	17	WASHER, LOCK, STL, M8	69	MS 0303616	4	SCREW, BTHD M6X1X12MM
24	MS 0103421	2	SCREW, SHCS, M4X0.7X35MM	70	KL 0009623	3	CABLE CLAMP, 3/8
25	MS 0103821	20	SCREW, SHCS, M8X1.25X35MM	71	MS 0303515SA	4	SCREW BH M5X.8X10 ASSY
26	MS 0103819	16	SCREW, SHCS, M8X1.25X25MM	72	MS 0574218	2	SOC. SET, FLAT POINT M12X1.75X20mm
27	MW 0193510	6	WASHER, LOCK, STL, M5	73	CS 000838415	1	ADAPTER, 90 DEGREE
28	MS 0103521	6	SCREW, SHCS, M5X0.8X35MM	74	TL 0006708	2	DOWEL PIN 1/4 X 1
29	MS 0103518	10	SCREW, SHCS, M5X0.8X20MM	75	KH 0010786	1	CONNECTOR, MALE
30	TT 0006481	2	GIB LINEAR GUIDE TRUCK	76	MS 0104222	4	SCREW, SHCS, M12X1.75X40MM
31	ML 0009001	1	SHIM-SUBSPINDLE ML	77	ML 0010116TSK	1	GASKET, TAILSTOCK
32	SG 001033101	1	PLUG HOLE - 1"	78	MS 0313616	4	SCREW, FHDSOC, M6 X 1.0 X 16
33	SG 0007702A10	4	PLUG, BREAK OFF 1/8 PIPE	83	LT 0010884 S	.01	SEALANT, PIPE
34	MS 0303516SA	25	SCREW, BH M5X.8X12 ASSY	84	NC 0010884	.01	THREADLOCKER, LOCTITE 242
36	MLA0011027F	1	DEFLECTOR, FRONT WAYCOVER	85	TT 0007007	87	TUBING, PLASTIC
37	MLA0011027R	1	DEFLECTOR, REAR WAYCOVER	87	QB 0008316ET	1	LINEAR WAYS - E AXIS
38	ML 0010115ZUM	1	COVER, MIDDLE UPPER WAY	88	CS 000146702	2	PLUG, 1/8 NPT
40	MW 0193610	16	WASHER, LOCK, STL, M6	89	ML 000770202	2	BULKHEAD -6 JIC ELBOW
41	MW 0103610	12	WASHER, FLAT, STL, M6	90	ML 0010115TSK	1	COVER, TAILSTOCK-SKIRT
42	MS 0103617	31	SCREW, SHCS, M6X1X16MM	91	ML 0010302TSLG	1	TAG, PRESSURE VS FORCE TAILSTOCK
43	MS 0103618	1	SCREW, SHCS, M6X1X20MM	92	MS 0103616	3	SCREW, SHCS, M6X1X12MM
44	ML 0000401	1	TAILSTOCK	97	AM 001157202	2	ELBOW, 90 DEGREE SWIVEL NUT
45	ML 0007703RWK	1	REWORK, FITTING	98	SG 0010473	60	TUBING 3/8" TINNED
46	ML 0001990TSB	1	BLOCK,ROD				
47	MW 0194010	9	WASHER, LOCK, STL, M10				
48	MS 0104019	8	SCREW, SHCS, M10X1.5X25MM				

Turret Assembly
(ELITE 42 and 51 Series Lathes with Sub-Spindle)

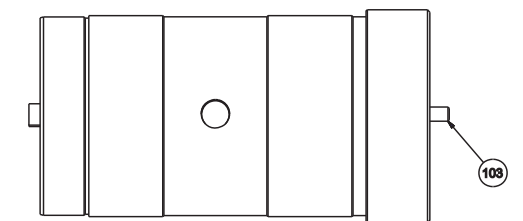
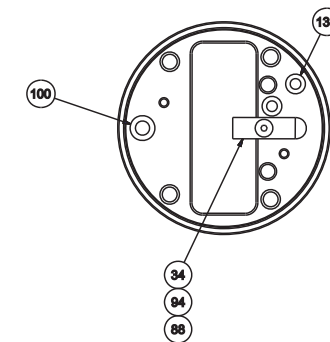
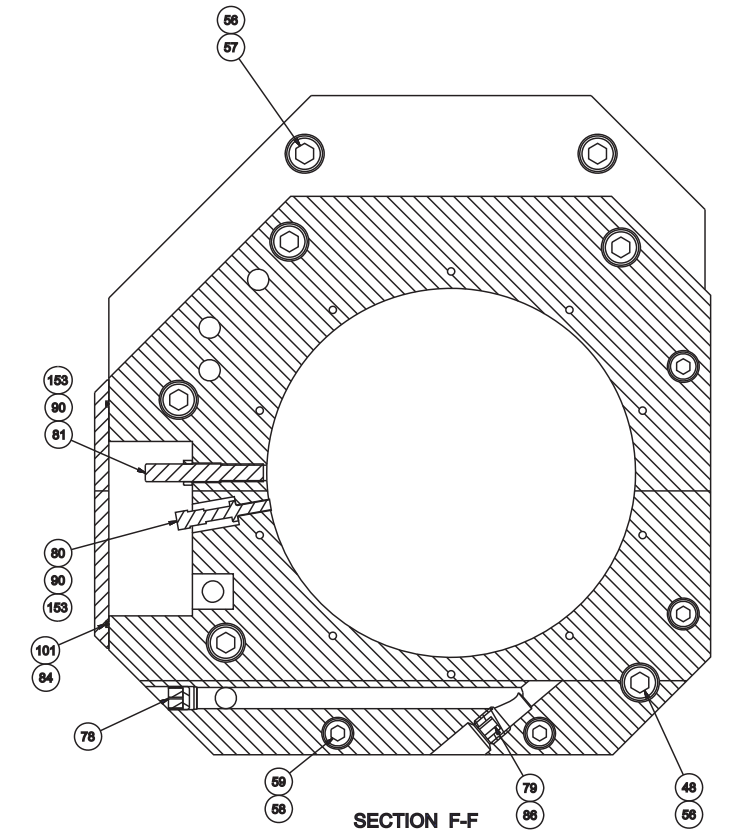
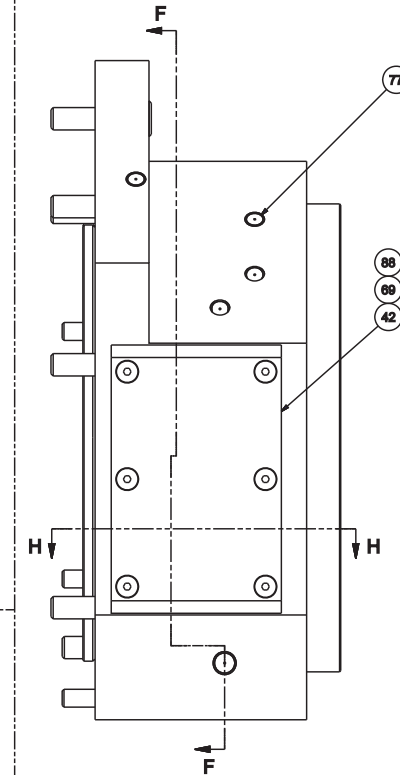
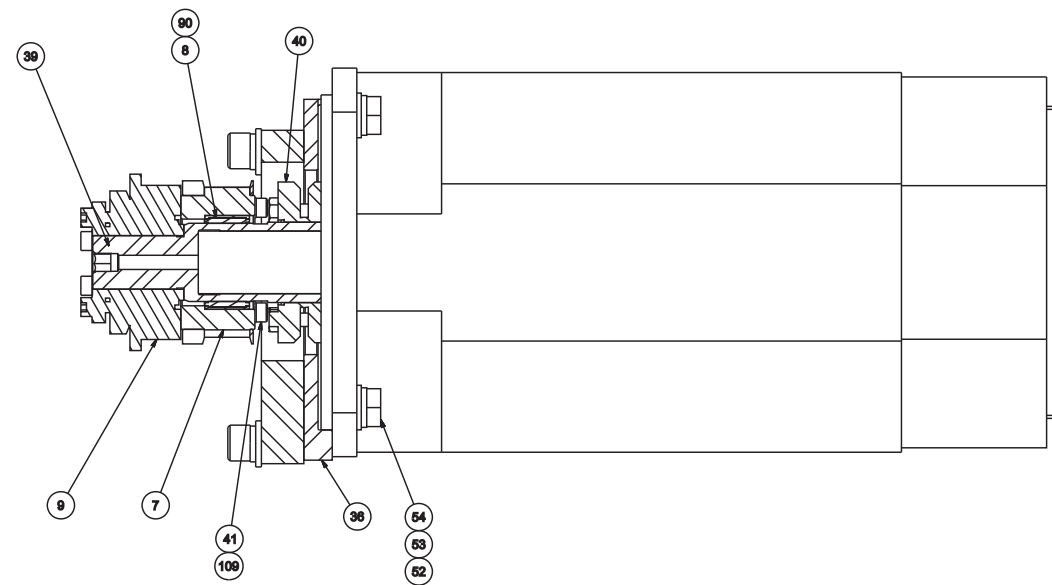
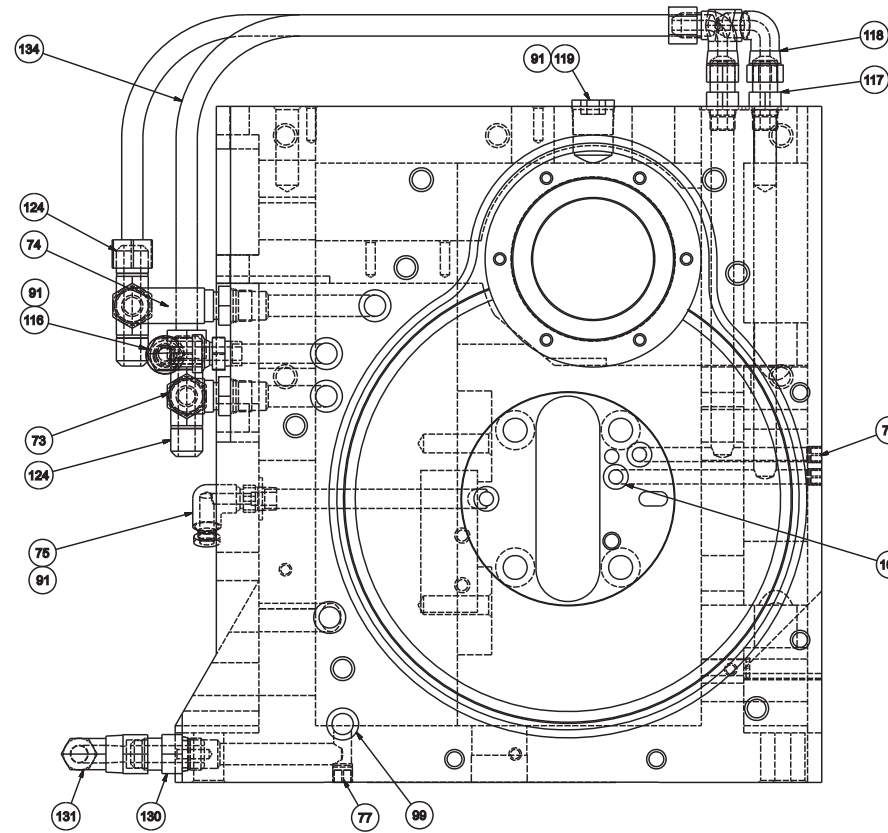
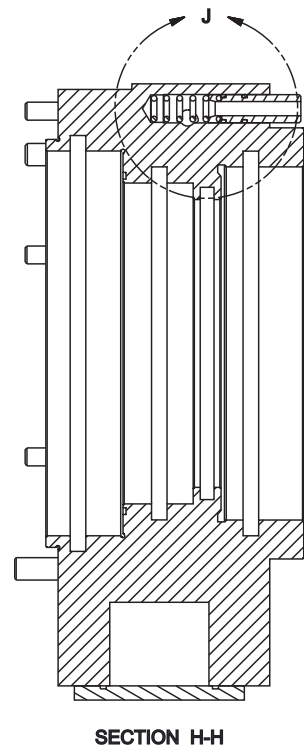
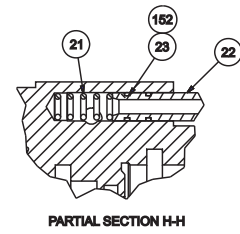


SECTION A-A

NAME
TURRET ASSEMBLY

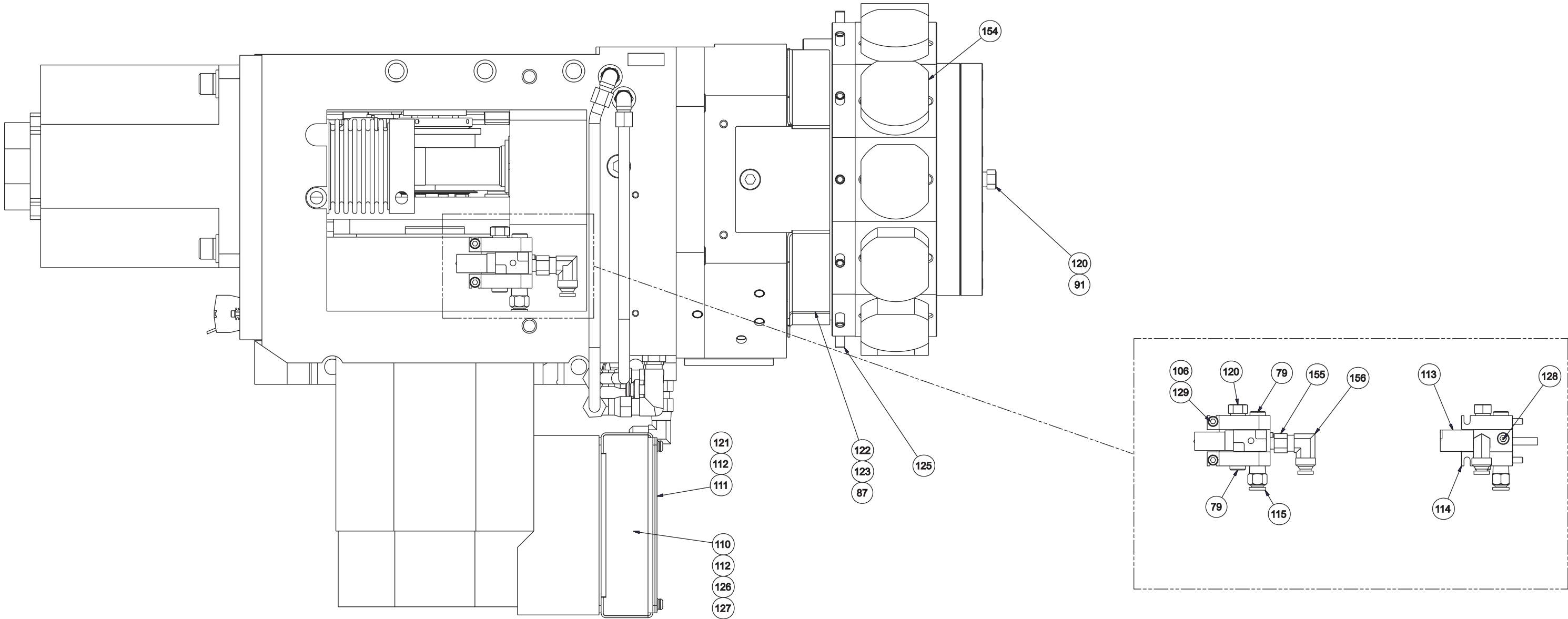
PART NUMBER
TG 000008

Turret Assembly
(ELITE 42 and 51 Series Lathes with Sub-Spindle)



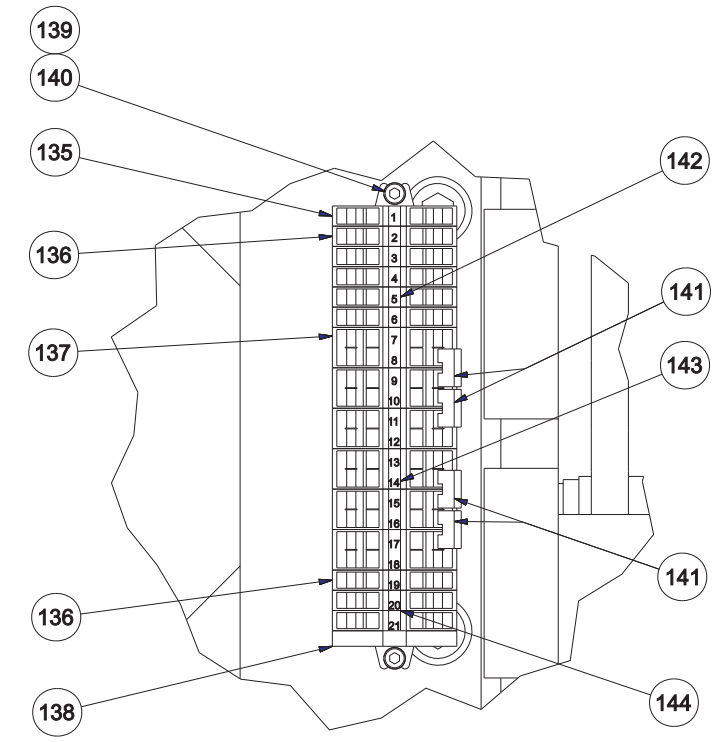
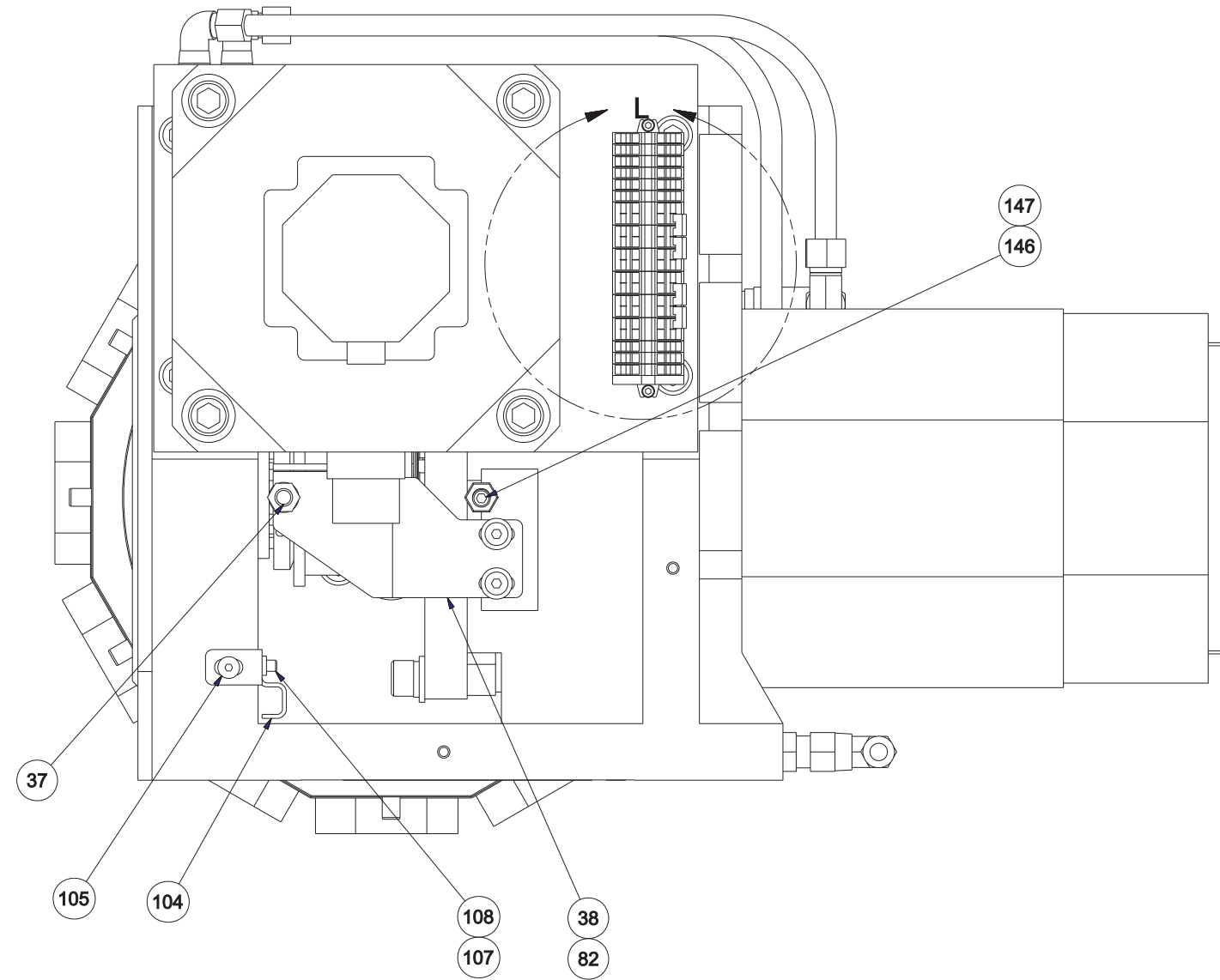
TURRET ASSEMBLY
 TG 000008

**Turret Assembly
(ELITE 42 and 51 Series Lathes with Sub-Spindle)**



NAME **TURRET ASSEMBLY** PART NUMBER **TG 000008**

Turret Assembly
(ELITE 42 and 51 Series Lathes with Sub-Spindle)



DETAIL L

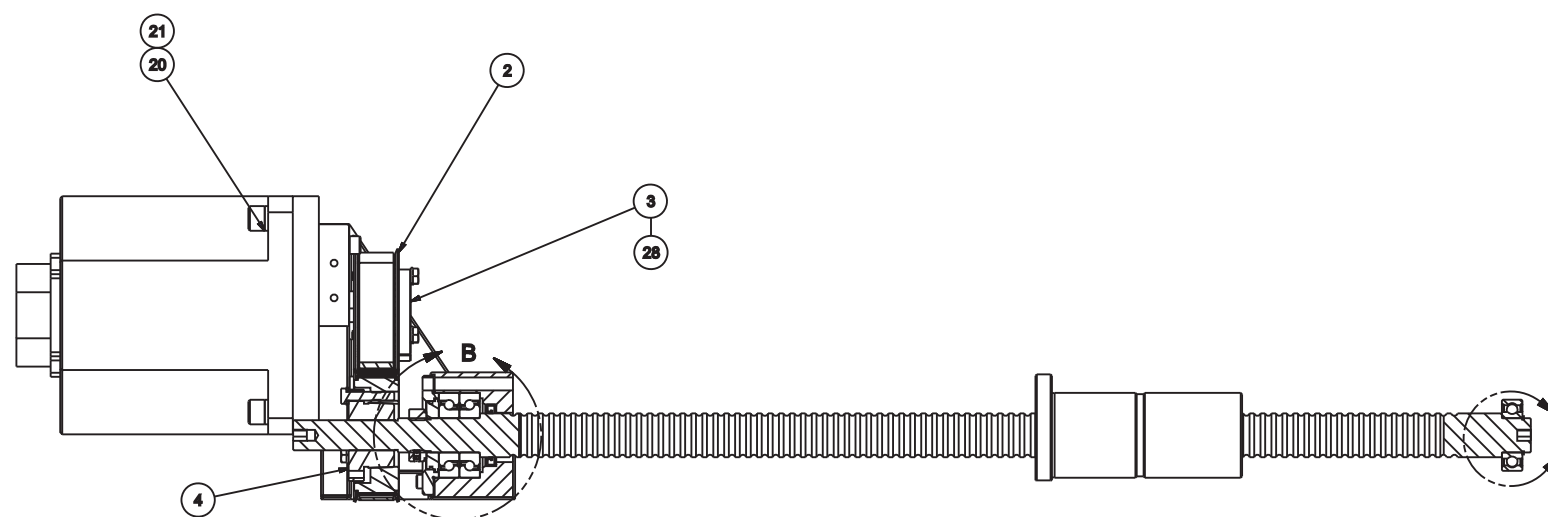
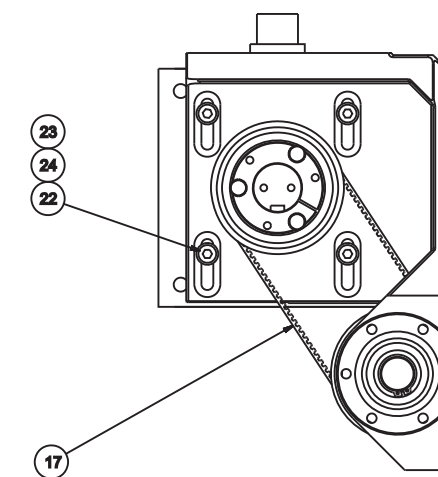
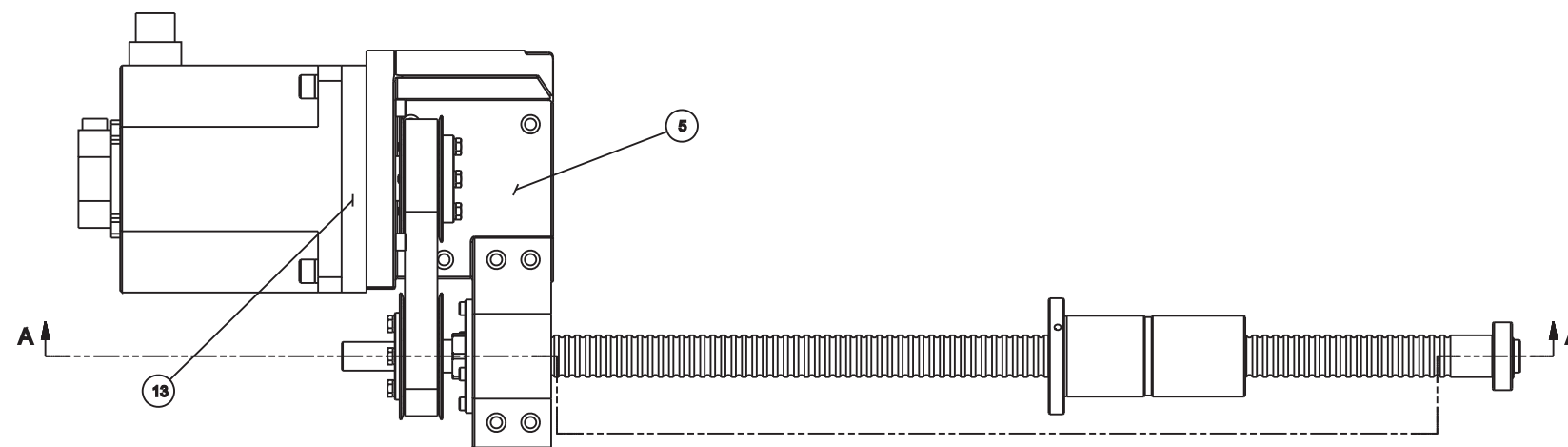
NAME **TURRET ASSEMBLY** PART NUMBER **TG 000008**

**Turret Assembly
(ELITE 42 and 51 Series Lathes with Sub-Spindle)**

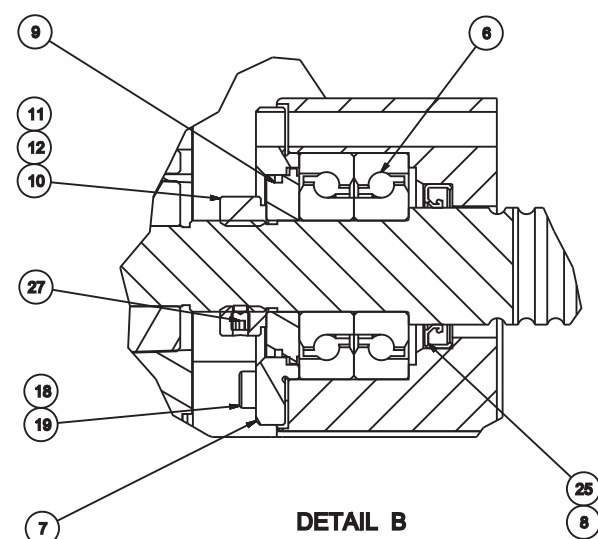
ITEM	PART NUMBER	QTY	DESCRIPTION	ITEM	PART NUMBER	QTY	DESCRIPTION	ITEM	PART NUMBER	QTY	DESCRIPTION
1	TG 0007214V12	1	TOP PLATE, VDI 12 STATION	43	TG 001119805	1	SEAL, LIP	86	SB 0010884 S	0.01	SEALANT, HYDRAULIC
2	TG 0011489	1	SUPPORT, BEARING	44	TG 001119806	1	SEAL, LIP	87	NC 0010884	0.04	THREADLOCKER, LOCTITE 242
3	TG 0007201	1	HOUSING, TURRET	45	TG 001119807	1	SEAL, LIP	88	NC 001088402	0.04	THREADLOCKER, LOCTITE 222
4	QC 000466003	1	GEAR, INDEX DRIVE	46	TG 00094317500	1	SEAL, POLYPAK	89	TT 0010994NCA	0.02	GREASE, NCA 15
5	TG 000199101	1	PLATE, LIVE TOOL MOTOR	47	QC 001038601G	1	BEARING PAIR, INDEX DRIVE	90	HG 0010440	0.03	ANTI-SIEZE, BLACK MOLLY
6	TG 001149202	1	HOUSING, TURRET PISTON	48	MS 0104020	10	SCREW, SHCS, M10X1.5X30MM	91	LT 0010884 S	0.05	SEALANT, PIPE
7	TG 000317727MA	1	PULLEY, LIVE TOOL MOTOR	49	MW 0104210	4	WASHER, FLAT, STL, M12	93	TG 001179212SM	1	COUPLING, 3 PIECE SET
8	TG 000414501	1	BEARING, NEEDLE	50	MW 0194210	4	WASHER, LOCK, STL, M12	94	MS 0303415	1	SCREW, BTHD M4X0.7X10MM
9	TG 0012128LTG	1	TORQUE LIMITER, LIVE TOOLING	51	MS 0104222	4	SCREW, SHCS, M12X1.75X40MM	95	MS 0103517	6	SCREW, SHCS, M5X0.8X16MM
10	QC 0001799 A	1	SPACER ASSEMBLY	52	MW 0104010	4	WASHER, FLAT, STL, M10	96	TL 0006708	2	DOWEL PIN, 1/4" DIA x 1" LG
11	QC 001119808	1	LABYRINTH, INDEX DRIVE FRONT	53	MW 0184010	4	WASHER, M10 FLAT	97	VL 0010884	0.01	THREADLOCKER, LOCTITE 277
12	QC 001119807	1	LABYRINTH, INDEX DRIVE REAR	54	MS 0154019	4	BOLT, M10 X 1.5 X 25 HEX	98	OR 0144147	1	O-RING
13	QC 000026001NT	1	LOCKNUT, M35 x 1.5	56	MW 0194010	15	WASHER, LOCK, STL, M10	99	OR 0000709	5	O-RING
14	TG 001041912	1	COVER, TOP PLATE	57	MS 0104021	10	SCREW, SHCS, M10X1.5X35MM	100	6 0009431	7	O-RING
15	TG 001126412	1	SHAFT, INDEX	58	MW 0193810	8	WASHER, LOCK, STL, M8	101	OR 0005254	1	O-RING
16	TG 000466002	1	GEAR, DRIVEN INDEX	59	MS 0103820	4	SCREW, SHCS, M8X1.25X30MM	102	18 0011849KEY	1	HALF KEY
17	TG 0004749	1	BEARING, THRUST	60	MS 0104022	4	SCREW, SHCS, M10X1.5X40MM	103	LH 0004853	1	DOWEL PIN
18	TG 001145502	1	PISTON, TURRET REAR	61	MS 0103818	24	SCREW, SHCS, M8X1.25X20MM	104	TG 0001990SW	1	BRACKET, SWITCH WIRE RETAINER
19	TG 001145501	1	PISTON, TURRET FRONT	62	MW 0193410	10	WASHER, LOCK, STL, M4	105	MS 0303516SA	1	SCREW, BH M5X.8X12 ASSY
20	TG 001076801	1	CAP, PISTON	63	MS 0103416	10	SCREW, SHCS, M4X0.7X12MM	106	MW 0193510	3	WASHER, LOCK, STL, M5
21	TT 000733502	1	SPRING	64	MS 0103516	12	SCREW, SHCS, M5X0.8X12MM	107	MW 0103510	1	WASHER, FLAT, STL, M5
22	TT 0007011	1	BUTTON, COOLANT	65	MS 0103819	24	SCREW, SHCS, M8X1.25X25MM	108	MS 0303520	1	SCREW, BTHD M5X0.8X30MM
23	OR 0000608	2	O-RING	66	MS 0103832	4	SCREW, SHCS, M8X1.25X100MM	109	MW 0423510	8	WASHER, M5 RIBBED
24	TG 000414503	2	BEARING, NEEDLE INDEX SHAFT	67	MW 0193610	6	WASHER, LOCK, STL, M6	110	QC 0004158SMB	1	BOX, SMALL MOTOR
25	TG 000823101	3	SNAP RING	68	MS 0103618	6	SCREW, SHCS, M6X1X20MM	111	QC 0004158SMBC	1	COVER, SMALL BOX MOTOR
26	TG 001048102	3	SPACER, BEARING	69	MS 0313516	6	SCREW, FLT HD M5x.8x12MM	112	QC 0010116SMBG	2	GASKET, SMALL MOTOR BOX
27	TG 00094317000	1	SEAL, POLYPAK	70	TG 0009431	1	O-RING	113	QC 000304809	1	VALVE,AIR
28	TG 00094316500	1	SEAL, POLYPAK	71	OR 0104106	1	O-RING	114	CS 0010565	1	END PLATE AND SEAL ASSEMBLY
29	43 001115161	1	QUAD RING	72	OR 0009699	1	O-RING	115	HG 000770203	1	CONNECTOR, MALE 1/4 STRAIGHT
30	TG 00094316000	1	SEAL, POLYPAK	73	CS 001078609	1	ELBOW, 90 DEGREE	116	CL 000770203	1	ELBOW 1/8 NPT-5/16 TUBE
31	TG 000199102	1	PLATE, INDEX MOTOR MOUNT	74	QC 000770211	1	FITTING, 90 DEG. ELBOW	117	AD 001078604	2	CONNECTOR, STRAIGHT
32	TG 0011792IMS	1	COUPLING, INDEX MOTOR SHAFT	75	ST 0007703	1	FITTING, AIR SWIVEL	118	AH 001157201	2	ELBOW, 90 DEG SWIVEL
33	TG 0009001LT	1	SHIM, LIVE TOOL HOUSING	76	S 001070007	2	LEE PLUG 0.281	119	TM 0006992	1	PIPE PLUG, 1/2 NPT
34	TG 000611502	1	KEY	77	S 001070008	5	LEE PLUG	120	RF 001133501	2	MUFFLER 1/4"
35	TG 0000144PA	1	LIVE TOOL PISTON ASSEMBLY	78	S 001070009	1	LEE PLUG	121	MS 0303517SA	4	SCREW, BH M5X.8X16 ASSY
36	TG 0001990MA	1	PLATE, MOTOR ADAPTER	79	5 0001914	3	PLUG, PIPE	122	TG 0003990TP	1	DEFLECTOR, TOP PLATE
37	VLA0010224	1	SWITCH, PROXIMITY	80	QC 001022403	1	SWITCH, PROX	123	MS 0124219	1	SCREW, SHCS, M6X1X16MM
38	TG 0001990TLS2	1	BRACKET, TORQUE LIMITER SWITCH	81	QC 001022401	1	SWITCH, PROX	124	TG 000770201	2	ADAPTER, TEE -6 JIC
39	TG 000394801	1	SHAFT, LIVE TOOL MOTOR	82	MS 0303617SA	2	SCREW ASSEMBLY, M6X1X16MM LO	125	CS 000463002	12	DOWEL, PULL
40	TT 0010389	1	DISC, SHRINK	83	QC 0010994	0.09	PARKER SUPER LUBE	126	MW 0263510	4	WASHER, EXT. STAR M5
41	MS 0103522	8	SCREW, SHCS, M5X0.8X40MM	84	MC 0010994	0.05	GREASE, SILICONE	127	MS 0303519	4	SCREW, BTHD M5X0.8X25MM
42	TG 0010649	1	PLATE, SWITCH COVER	85	TT 0010994LT	0.10	GREASE, NCA 152	128	5 0001467	1	PLUG, 1/8 NPT

**Turret Assembly
(ELITE 42 and 51 Series Lathes with Sub-Spindle)**

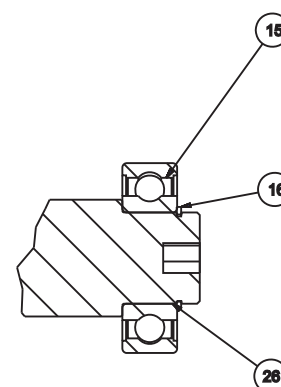
ITEM	PART NUMBER	QTY	DESCRIPTION
129	MS 0103518	2	SCREW, SHCS, M5X0.8X20MM
130	HS 000770391	1	ADAPTER 6JIC TO 6SAE ORB
131	AM 001157202	1	ELBOW, 90 DEGREE SWIVEL NUT
133	OR 000040601	4	O-RING
134	TG 000700401	2	HOSE ASSEMBLY, 14"
135	ML 001103206	1	TERM BLOCK, 26-14AWG, S FLANG
136	ML 001103207	8	TERM BLOCK, 26-14AWG, S MIDDLE
137	ML 001103203	6	TERM BLOCK, 26-14AWG, D MIDDLE
138	ML 001103204	1	TERM BLOCK END COVER FLANG
139	MW 0193310	2	WASHER, LOCK, STL, M3
140	MS 0103315	2	SCREW, SHCS, M3X0.5X10MM
141	ML 001103205	4	TERMINAL BLOCK JUMPER
142	ML 001103208	1	TERMINAL BLOCK TAG 1-10
143	ML 001103209	1	TERMINAL BLOCK TAG 11-20
144	ML 001103210	1	TERMINAL BLOCK TAG 21-30
145	ML 000284001	4	3/8 L9 FLAT WASHER HARDENED. CAD/D
146	MS 0553826	1	SCREW, SET, CUP, M5X.8X12
147	MN 0113810	2	NUT HEX.934 REG. M8-1.25
148	AH 0009910	1	TIE, CABLE
149	CK 0008104	1	TIE, CABLE
150	CK 000918820	18	FERRULE
151	MS 0313415	2	FHCS, M4 X 0.7 X 10MM
152	CS 0010994	1	GREASE
153	QC 00030110899	2	CABLE PROX SWITCH 10M
154	QC 0011944P30	12	PLUG, VDI 30 PLASTIC
155	SB 0011259	1	ADAPTER 1/8FM TO 1/8MALE NPT
156	HG 000770201	1	CONNECTOR, 1/8 90 DEGREE



SECTION A-A



DETAIL B



DETAIL C

NAME
Z-AXIS DRIVE ASSEMBLY

PART NUMBER
MLA0007500

Z Axis Drive Assembly

ITEM	PART NUMBER	QTY	DESCRIPTION
2	LC 000317756	2	SPROCKET, 56 TOOTH
3	LC 001168265	1	BUSHING, Z-AXIS MOTOR
4	LC 001168251	1	BUSHING
5	LC 0011932	1	SUPPORT, Z AXIS BALL SCREW
6	CSA0004140	2	BEARING, BALL
7	LC 0011137	1	RETAINER, BEARING
8	CS 001119803	1	SEAL
9	CS 001119814	1	SEAL, LABYRINTH
10	CS 000026005	1	NUT, LOCK
11	CH 0004732	1	PLUG, BRASS
12	MS 0553512	1	SCREW, SOC. SET CUP M5X.8X5MM
13	LC 0001991ZABB	1	PLATE, ADAPTER
15	ML 000823301	1	BEARING, 25X52X15
16	98 0008231	1	RETAINING RING, 5100-98
17	LC 0003346 Z51	1	BELT, Z-AXIS DRIVE
18	MW 0193610	4	WASHER, LOCK DIN-7980 M6X1.0
19	MS 0103617	4	SCREW, SOC.HD.CAP M6X1.0X16M
20	MS 0104221	4	SCREW, SOC.HD.CAP M12X1.75X35
21	MW 0194210	4	WASHER, LOCK DIN-7980 M12X1.75
22	MS 0103822	4	SCREW, SOC.HD.CAP M8X1.25X40
23	5 0001895	4	WASHER
24	MW 0193810	4	WASHER, LOCK DIN-7980 M8X1.25
25	CS 0010994	.01	GREASE, MOBIL TEMP SHC-32
26	HG 0010440	.01	GREASE, ANTI-SIEZE, BLACK MOLLY
27	NC 001088402	.01	THREADLOCKER, LOCTITE 222
28	0150620	3	SCREW, HEX HD 1/4-20 X 1-1/4" LONG
29	ML 0001902Z1	1	BALLSCREW, Z AXIS

- NOTES -



Hardinge Inc.

Elmira, New York 14902-1507 USA
Phone: 607-734-2281 FAX: 607-734-8819
www.hardinge.com